

# RH-982A-0

0	Lower thread trimmer
1	Long type
2	Short type

RH-982A-	00	01	02**
Thread trimmer	Upper thread trimmer	○	
	Lower thread trimmer		
	None	Long type	Short type
Length of work clamp (Standard)		30mm	
Length of hammer (Standard)	22mm		24mm
Length of hammer (Accessory)	30mm		28mm
Sewing speed	1,000-2500sti / min		
Stitch pitch	0.5mm-2mm		
Zigzag width	1.5-5.0mm (Up to 4.0mm in mechanical, up to 5.0mm with zigzag width compensation)		
Zigzag width (Factory setting)	2.5mm		3mm
Taper bar tack length	0-20mm		
Height of work clamp	12mm as standard (Available up to 16mm)		16mm
Starting method	Foot switch (Two-pedal type), Hand switch (Two-lever type)		
Feed mechanism	X,Y,θintermittent feed mechanism (pulse-motor driven mechanism)		
Needle	D0x558 Nm80~Nm120 (SCHMETZ)		
Needle(Factory setting)	D0x558 Nm100	D0x558 Nm90	D0x558 Nm110
Upper shaft motor	AC servo motor 550W		
Air pressure	Main regulator : 0.5MPa, Hammer pressure regulator : 0.4MPa		
Air consumption	43.2 l / min. (8cycles / min.)		
Weight	Machine head	Approx. 120kg	
	Operation panel	0.4kg	
	Control box	8.8kg	
Power supply*2	Single phase,3-phase:200V-230V Max. electric power consumption 400VA		

\*1 Change of the ranges L1422~L3442 is available by replacing gauge parts.  
 \*2 When using a power supply voltage not listed in the specifications, please consult your place of purchase.



Facebook



**RoHS Compliant**

RH-982A is compliant with the RoHS Directive(the restriction of the use of certain hazardous substances in electrical and electronic equipment) which came into effect in the EU in July 2006.



Brother has established voluntary environmental standards for products and created the "Brother Green Label". RH-982A is certified as an environment-conscious sewing machine according to the "Brother Green Label" standard.



Working with you for a better environment  
[www.brotherearth.com](http://www.brotherearth.com)

<b>CHINA</b>	<b>BROTHER MACHINERY SHANGHAI LTD.</b>	<a href="https://www.brother.cn/">https://www.brother.cn/</a>	+86-21-3135-3355
<b>ASIA</b>	<b>BROTHER MACHINERY (ASIA) LTD.</b>	<a href="https://www.brother.com.hk/">https://www.brother.com.hk/</a>	+852-2777-0010
<b>EUROPE AFRICA, MIDDLE EAST</b>	<b>BROTHER INTERNATIONALE INDUSTRIEMASCHINEN GmbH</b>	<a href="https://www.brother-ism.com/">https://www.brother-ism.com/</a>	+49-2822-6090
<b>AMERICAS</b>	<b>BROTHER INTERNATIONAL CORPORATION</b>	<a href="https://www.brother-usa.com/">https://www.brother-usa.com/</a>	+1-908-704-1700



**BROTHER INDUSTRIES, LTD.**

1-5, Kitajizoyama, Noda-cho, Kariya-shi, Aichi 448-0803, Japan.  
 Phone: 81-566-95-0088 Fax: 81-566-25-3721 <https://industrialsewingmachine.global.brother/>

2020.08 10071482Z Vol.1

# RH-982A

## Electronic Eyelet Button Holer

With wide sewing range and durable design, the proven and reliable Brother eyelet button holer has become easier to use. Easily adjusting. This new design further improves the long-standing reliability and excellent performance of the Brother eyelet button holer.

It can be used for various items from casual items to formal items.

- Reduce Adjustment Time
- Beautiful and High Quality Sewing
- User- Intuitive Color LCD with Touch Panel
- Sewing Capability for A Wide Range Materials



# NEXIO

# Easier to Operate with Superior Stitch Quality

With wide sewing range and durable design, the proven and reliable Brother eyelet button holer has become easier to use. Along with the easy adjustments, this new design further improves the long-standing reliability and excellent performance of the Brother eyelet button holer. It can be used for various items from casual items to formal items.




## 1 Reduce adjustment time

Since the sewing range is wide and there are only a few complicated adjustments peculiar to our eyelet sewing machines, it contributes to the reduction of adjustment time. Achieves beautiful seams with simple adjustments. The durable electrical control design provides long lasting operation that greatly contributes to productivity performance.



## 2 Beautiful and high-quality sewing

The highly reliable sewing looper shape and needle guard shape reduces stitch skipping and thread tightening defects caused by changes in thread tension. With simple adjustments, you can achieve beautiful and sustainable sewing. It can be used for high-end markets which requires elegant appearances such as suits.



RH-982A

## 3 User- intuitive color LCD with touch panel

Equipped color LCD with touch panel that indicates display items with illustration icons, offering use-intuitive operation. It is very easy to set the cycle program, along with sewing patterns, sewing speed, and stitch length.

### Easy-to-read mode switching screen

Since the upper part of each mode screen is displayed in a different color, it is easy to see when checking modes or switching modes.



Auto mode screen

P01			
000	26.0	1.0	
112	mm		9
1800		6	
0.20		1.5	

Test mode screen

P01			
000	26.0	1.0	
112	mm		9
1800		6	
0.20		1.5	

Manual mode screen

## 4 Sewing capability for a wide range material

From thick fabrics for jeans to chino pants, suits, work clothes, and other thin fabrics, the Brother eyelet button holer can handle a wide range of sewing materials. Equipped with an air cylinder type powerful and accurate hammer, it boasts outstanding stability even when cutting different materials. Overturning conventional wisdom, it is possible to consider using different materials with one model.



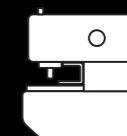
Chino pants



Jeans



Jacket



### 3A High user experience with LCD touch panel

**TEST key**  
Used to enter test mode.

**HOME key**  
Used to enter auto mode.

**FUNCTION key**  
Used for direct selection of program No. Use the memory switch for setting.



**MANUAL key**  
Used to enter the manual sewing mode.

**FRONT/BACK Key**  
Used to switch the material setting position to "front" or "back".

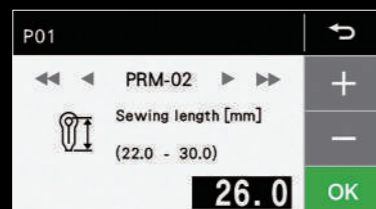
**BEFORE/AFTER Key**  
Used to set cutting operation to cutting before/after sewing or none.

#### Parameter list display



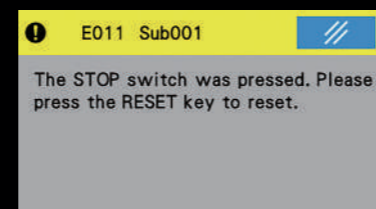
Displays the parameter list on the panel screen so you can select more easily.

#### Parameter setting display



The maximum and minimum setting range of the sewing length is described, making it easy to change the setting.

#### Error message display



Errors can be dealt with without looking at the instruction manual, thus reducing downtime.

#### USB port is equipped

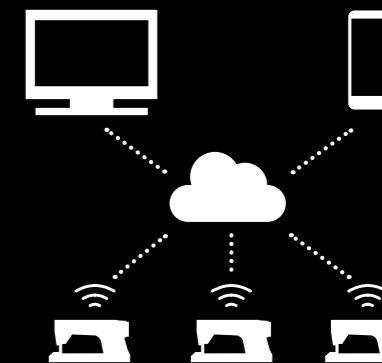
Copying and transferring data to other sewing machines and software upgrade can be done easily with USB memory.



### 5 Productivity improvement with IoT capabilities

This model is IoT applicable. The visualization by connecting sewing machine and computer technology together enables the customer to analyze, manage processes, increase productivity improvement, and perform maintenance.

\* It is applicable for Brother's IoT system. For more information, please refer to the catalog of "Brother Industrial Sewing Machine Network System".



### 6 The world's top-class sewing speed 2,500 sti/min enhances productivity

As with the previous model, the optimum structure for high-speed drive is adopted, achieving a maximum sewing speed of 2,500 sti/min. In addition, the patented rigidity around the needle and the servo control of the feed mechanism and needle bar rotation mechanism provide for improved cycle time.



### 7 Less sewing noise to withstand long-term use

The machine is made with a sound design gentle to the ear, eliminating impact noise. The vibration of the feed base which is commonly sensed by the operator is also reduced. This new design creates a work environment with less operator fatigue without affecting the durability of the machine.

### 8 Large work space providing easier of operation

The arm pocket of 120 mm depth gives a sufficient space, enabling smooth setting of material. The arm shape provides a good view of the needle area, allowing operators to observe the sewing operation. It is suited even for vertical button holes and hip pocket parts. The newly equipped LED light is provided as standard and helps provide better viewing when placing fabrics or garments.

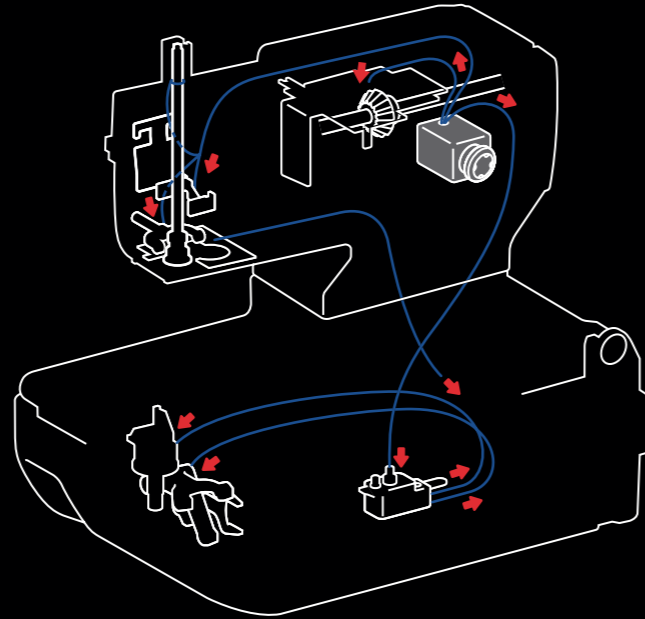


## 9 Easy maintenance and adjustment favorable

While continuing the conventional basic adjusting method, installation to production lines and fine adjustment of the machine can be done in a shorter time. The number of air tubes has been reduced, saving the trouble of connecting. Adjustment of the needle bar and the loopers can be made with the familiar, conventional method. An eccentric pin is adopted for the spreader which enables adjustment without steps, making the operation easier.


### Centralized lubrication system

The location to supply oil have been concentrated into one, minimum oil is automatically lubricated with wicks from the oil tank to every part requiring lubrication, such as the areas of the needle bar and looper base. the oil level window is laid out at the position easy check.



### Thread waste can be easily collected

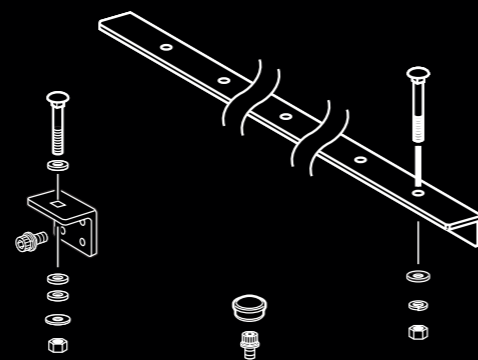
The machine is equipped with a special pocket in which thread waste can gather. This prevents thread waste from littering, keeping the working environment clean.



## 10 Semi-submerged installation is available\*

By using the optional parts for semi-submerged installation, favorable operation style can be selected.

\* For details, please consult your place of purchase.



Semi-submerged set

## Sewing shape and Feature

RH-982A-	00	01	02
Sewing shape			
Thread trimmer	Upper thread trimmer Lower thread trimmer	○	
Main applications	None	Long type	Short type
Other applications	Ladies wear	Men's wear, casual wear	Jeans
Features	Men's wear, casual wear, jeans, trousers •button hole up to 50 mm long can be sewn	Ladies wear, jeans, trousers •The long thread ends can be securely held in the subsequent process •It is suitable for cases that require accurate short end or manual trimming	•The trouble of manual trimming and reduces consumption of the thread
Sewing length	Eyelet button hole : 8-50mm Straight button hole : 5-50mm	Eyelet button hole : 8-42mm Straight button hole : 5-42mm	L1422 : 14-22mm*2 L1826 : 18-26mm*2 L2230 : 22-30mm L2634 : 26-34mm*2 L3442 : 34-42mm*2

\*1 When sewing the circular stitch by 02 spec., lower threads won't be cut.  
\*2 Change of the ranges L1422~L3442 is available by replacing gauge parts.


## Options



Thread breakage detector SC1761-001



waist belt presser For L26 spec. SA7777-001 For L30 spec. SA7781-001



Hand start switch\* SB9977-101



Two-pedal foot switch\* SB9980-001

Exchange parts set (For circular stitching buttonhole)  
For-00spec. SA7804-101

### ●Gauge parts set (For 02 spec.)\*

	Sewing length	Part code
L1422	14-22mm	SA7750-301
L1826	18-26mm	SA7771-301
L2230	22-30mm	SA7752-301
L2634	26-34mm	SA7756-301
L3442	34-42mm	SA7764-301

### ●Replacement parts set (For 01, 02 spec.)\*

	Part code
01 → 02	SA7773-101
02 → 01	SA7784-301

\* For details, please consult your place of purchase.