

FORM 8649
OCTOBER, 1919

PRICE LIST

OF

PARTS



FOR FAMILY SHOPS

MACHINES
Nos. 24-60 and 24-61

THE SINGER MANUFACTURING COMPANY

8649-1

COPYRIGHT U.S.A., 1917 AND 1919, BY THE SINGER MANUFACTURING CO.
ALL RIGHTS RESERVED FOR ALL COUNTRIES

INDEX

	PAGE
ACCESSORIES	13
ATTACHMENT SET	12
EDGE STITCHER	13
HEMSTITCHER	13
MACHINE No. 24-60	7
" " 24-61	11
NUMERICAL LIST OF PARTS	23
OBSOLETE PARTS	22
PRESSER FEET	13
STAND (CABINET TABLE)	14
" (COVER SET)	15
TRIMMINGS FOR BASE	22
" " CABINET TABLE	17
" " COVER SET	16
" " OPEN SIDE DRAWING ROOM CABINET	18
" " PORTABLE CASE	21

NO.	PLATE	NAME	EACH
131E	6822	Feed Forked Connection Adjusting Screw (large).....	
175E	6822	Feed Forked Connection Adjusting Screw (small).....	
9512	6822	Feed Forked Connection Hinge Pin.....	
66A	6822	" " " " Screw....	
9936	6822	" " " Link with 1012E	
1012E	6822	" " " " Adjusting Screw.....	
1126A	6822	Feed Forked Connection Link Hinge Screw.....	
9514	6822	Feed Raising Bar with 131E.....	
131E	6822	" " " Adjusting Screw.....	
9515	6822	" " " Carrier.....	
212D	6822	" " " " Cap Screw.....	
5968	6822	" " " " " Washer	
22417	6822	" " " " Hinge Pin.....	
1518E	6822	" " " " " Nut.	
9517	6822	" " " Hinge Pin.....	
22418	6823	" Regulator.....	
9521	6823	" " Friction Washer.....	
59D	6823	" " Hinge Screw.....	
22419	6823	" " Indicator with 193A.....	
193A	6823	" " " Set Screw.....	
22420	6823	" " " Shaft.....	
9522	6823	Looper with 34418.....	
9523	6819	" Gate.....	
22421	6818	" " Frame.....	
389B	6819	" " " Screw.....	
87D	6819	" " Hinge Screw.....	
9525	6819	" " " Washer.....	
1019C	6822	" Set Screw.....	
34418	6823	" Washer.....	
34220	6823	Needle Bar with 806A.....	
34221	6823	" " Bushing.....	
735C	6824	" " " Set Screw.....	
34170	6823	" " Connecting Link with two 1313E.....	
1313E	6823	Needle Bar Connecting Link Adjusting Screw.....	
9570	6823	Needle Bar Connecting Stud with 207E...	
207E	6823	" " " " Clamping Screw.....	
806A	6823	Needle Thumb Screw.....	
22423	6823	Presser Bar.....	
22402A	6823	" " Lifter.....	
97E	6823	" " " Hinge Screw.....	

NO.	PLATE	NAME	EACH
22424	6823	Presser Bar Spring.....	
22404	6823	" " " Bracket with 462c...	
462C	6823	" " " " Set Screw....	
22405	6823	" " " Washer.....	
34421	6821	" Foot.....	
1127B	6824	" " Thumb Screw.....	
1339B	6823	Pressure Regulating Thumb Screw.....	
34117	6818	Pulley and Thread Nipper Rod Eccentric, 1 1/4 in. diam.....	
22426	6818	Pulley and Thread Nipper Rod Eccentric, 2 1/4 in. diam.....	
1167E	6824	Pulley and Thread Nipper Rod Eccentric Screw.....	
34460	6835	Spool Pin.....	
34401	6824	" " Bracket with 1550J and 34460.	
330D	6824	" " " Screw.....	
34402	—	" " Disc.....	
34403	6824	" " " 34402 with 557A and 34404.....	
34404	—	Spool Pin Disc Hub.....	
557A	6823	" " " Thumb Screw.....	
1550J	6835	" " Nut.....	
34222	6824	Thread Controller Eyelet (lower).....	
34405	6824	" " " (upper).....	
34406	—	" " Plate.....	
34407	6824	Thread Controller Plate complete, Nos. 1123C, 1624B, 34222, 34224, 34405, 34406, 34411, 34412, 50303D and two 8505.....	
934B	6824	Thread Controller Plate Screw.....	
34224	6824	" " Spring.....	
1123C	6824	" " " Adjusting Screw.....	
8505	6819	Thread Controller Spring Rivet... per 100	
22432	6825	" Guide Pin (top of arm).....	
22433	6825	" Nipper Adjusting Stud.....	
22437	—	" " " " 22433 with 22434 to 22436.....	
1170H	6825	Thread Nipper Adjusting Stud Hole Plug Screw.....	
22434	6825	Thread Nipper Adjusting Stud Washer (leather) lower.....	
22435	6825	Thread Nipper Adjusting Stud Washer (leather) upper.....	
22436	6825	Thread Nipper Adjusting Stud Washer (steel).....	
34423	6825	Thread Nipper Body.....	

NO.	PLATE	NAME	EACH
34456	—	Thread Nipper Body complete, Nos. 22440, 22443, 22444, 34423, 34425, 34432, 34455, 49043 and two 34426....	
1125B	6825	Thread Nipper Body Set Screw.....	
49043	6825	“ “ “ Washer (fibre).....	
34430	—	“ “ Cap.....	
34431	—	“ “ “ Stud.....	
34432	6825	“ “ “ “ 34431 with 34430	
22440	6825	“ “ “ Washer (cloth).....	
34425	6825	“ “ Disc.....	
22443	6825	“ “ Locking Washer.....	
22444	6825	“ “ “ “ C a p (leather).....	
22449	6825	Thread Nipper Rod.....	
34455	6825	“ “ Spring.....	
34426	6825	“ “ “ Washer (fibre)....	
34408	6824	“ Pull-off Eyelet (double).....	
219A	6824	“ “ “ Screw.....	
34409	6824	“ “ Pin.....	
853c	6824	“ “ “ Set Screw.....	
9543	6825	“ Retaining Disc (lower).....	
34439	6825	“ “ “ (upper).....	
34410	6825	“ “ “ Cover.....	
50014c	6825	“ “ “ “ Set Screw.	
9545	6825	“ “ “ Spring.....	
34225	6824	“ Take-up with 735c.....	
735c	6824	“ “ “ Set Screw.....	
34411	6824	“ “ Spring.....	
50303D	6824	“ “ “ Screw.....	
1624B	6824	“ “ “ “ Nut.....	
34412	6824	“ “ “ “ “ Friction Washer.....	
34413	6821	Throat Plate for 34398.....	
244J	6824	“ “ “ Screw.....	

MACHINE No. 24-61

FOR FAMILY USE. AUTOMATIC TENSION

This Machine is the No. 24-60 with the addition of the following:

HAND ATTACHMENT PARTS

NO.	PLATE	NAME	EACH
34074	2714	Base with two 34075.....	
34075	6831	“ Position Stud.....	
34076	2714	Bracket.....	
690D	6831	“ Screw.....	
80023	6835	Crank Handle (wood).....	
94012	6835	“ “ Spindle.....	
8280	6831	“ Hinge Pin.....	
8435B	2714	“ Lever.....	
94005B	—	Crank complete, Nos. 8435B, 80023 and 94012.....	
8281	6831	Crank Lock Pin.....	
8282	6831	“ “ “ Spring.....	
34077	6831	Driver.....	
34072	6831	“ Pinion.....	
1327F	6831	“ “ Screw Stud.....	
1620J	6831	“ “ “ “ Nut.....	
240D	6831	“ “ “ Set Screw.....	
34071	2714	Gear with 8281 and 8282.....	
9566	6832	“ Cover.....	
399A	6831	“ “ Screw.....	
659D	6831	“ Screw Stud.....	
34073	6831	Pinion (intermediate).....	
45F	6831	“ “ “ Screw Stud.....	
34078	—	Hand Attachment complete, Nos. 45F, 240D, 659D, 1327F, 1620J, 8280, 9566, 34071 to 34074, 34076, 34077, 94005B and two each 399A, 690D and wood screws 1 in. No. 14.....	

ATTACHMENT SET

IN METAL BOX

NO.	PLATE	NAME	EACH
25525	945	Bias Gauge.....	
35866	945	Box with Racks.....	
25618B	945	Cloth Guide.....	
287B	945	" " Thumb Screw.....	
28863	945	Gatherer.....	
25503	945	Hemmer, $\frac{3}{4}$ in. hem.....	
25617	945	" $\frac{1}{8}$ in. hem.....	
25504	945	" (wide hem).....	
1534B	945	" Thumb Nut.....	
		Needles (six) Class 24 x 1.....	
25505	945	Quilter.....	
557A	6823	" Thumb Screw.....	
26765	2711	Ruffler Driving Lever.....	
26522	2711	" " " Hinge Stud.....	
812B	2711	" " " Thumb Screw.....	
26766	2711	" Frame.....	
911B	2711	" " Screw Stud.....	
26767	2711	" Ruffling Blade.....	
26768	2711	" " " Holder.....	
26769	2711	" " " Lever with 620F.....	
620F	2711	" " " " Adjusting Screw.....	
26770	2711	Ruffler Ruffling Blade Lever Hinge Stud.....	
26459	2711	" " " Rivet (furnished for repairs)..... per 100	
26771	2711	Ruffler Separating Blade.....	
26772	2711	" " " Bracket.....	
26459	2711	" " " Rivet (furnished for repairs)..... per 100	
26773	2711	Ruffler Spring Presser.....	
26459	2711	" " " Rivet (furnished for repairs)..... per 100	
26774	2711	Ruffler complete, Nos. 812B, 911B, 26522 and 26765 to 26773.....	
25537	945	Screw Driver.....	
25539	945	Stiletto.....	
26289	1005	Tucker Driver Lever.....	
26515	1005	" Frame.....	
26291	1005	" Position Plate.....	
911B	2711	" " " Screw Stud.....	
26090	1005	" Rocking Bar.....	
26514	1005	" " " Lifting Spring.....	

ATTACHMENT SET

NO.	PLATE	NAME	EACH
26294	1005	Tucker Tuck Guide.....	
658B	1005	" " " Thumb Screw.....	
26295	1005	" " Marker Guide Clamp.....	
561B	1005	" " " " " Thumb Screw.....	
26097	1005	Tucker Tuck Marker Guide Rod.....	
233B	6824	" " " " " End Screw.....	
26095	1005	Tucker Tuck Marking Plate.....	
26098	1005	" " Smoothing Spring.....	
26092	6824	" " " " Rivet (furnished for repairs)..... per 100	
26516	1005	Tucker complete, Nos. 233B, 561B, 658B, 911B, 26090, 26095, 26097, 26098, 26289, 26291, 26294, 26295, 26514 and 26515.	
35867	945	Attachment Set complete, in metal box, Nos. 287B, 1534B, 25503 to 25505, 25525, 25537, 25539, 25617, 25618B, 26516, 26774, 28863, 35866 and six needles....	

ACCESSORIES

NO.	PLATE	NAME	EACH
36569	6818	Oiler with 36571.....	
36570	—	" 36569, filled with oil.....	
36571	6818	" Spout, $1\frac{1}{4}$ in. long, with 36807.....	
36807	6824	" " Washer (leather).....	

EDGE STITCHER

NO.	PLATE	NAME	EACH
36866	6835	Edge Stitcher.....	

HEMSTITCHER

NO.	PLATE	NAME	EACH
35024	6821	Hemstitcher.....	

PRESSER FEET

NO.	PLATE	NAME	EACH
34447	6835	Presser Foot, for stitching on edge and inserting cord.....	
36782	6821	Presser Foot, for gathering.....	

STAND

ROCKING TREADLE, BALL BEARING PITMAN, COVER SET

NO.	PLATE	NAME	EACH
46534	4271	Band Wheel, 12½ in. diam., with 972c...	
25055	4210	" " Brake Ball (rubber).....	
28270	4271	" " Crank.....	
46535	—	Band Wheel Crank and Pitman (ball bearing) complete, Nos. 1520E, 25371, 28270, 46506 to 46509, 46517, 46630, 46655 and six 25362.....	
297c	3826	Band Wheel Crank Screw Centre.....	
46629	—	" " " " " 297c with 1507J.....	
1507J	3826	Band Wheel Crank Screw Centre Nut...	
972c	3826	" " Set Screw.....	
25025	—	Belt, size ⅝ in., length 53 in., with 25028	
25028	6826	" Hook.....	
25385	4271	Brace with three 46629.....	
748E	3826	" Screw.....	
25054	4271	Dress Guard.....	
504E	6826	" " Bolt with 1510E.....	
1510E	6826	" " " Nut.....	
25386	4271	Leg with two each 25068 and 25069.....	
25068	6827	" Roller.....	
25069	6827	" " Pin.....	
25362	3826	Pitman Ball, size ⅜ in.per 100	
46506	3826	" " Bearing Adjusting Screw Ring.....	
46507	3826	Pitman Ball Bearing Adjusting Screw Ring Locking Washer (brass)... per 100	
46508	3826	Pitman Ball Bearing Ring.....	
46509	3826	" " Case.....	
46655	3826	" " Separator.....	
46517	4271	" Rod with 25360.....	
*25360	—	" " Ball.....	
25371	3826	" " " Bushing.....	
25361	3826	" " " Screw Bearing.....	
46630	—	" " " " " 25361 with 1670E.....	
1670E	3826	Pitman Rod Ball Screw Bearing Nut....	
1520E	3826	" " Lock Nut.....	
46518	4271	Treadle.....	
297c	3826	" Screw Centre.....	
46629	—	" " " 297c with 1507J....	
1507J	3826	" " " Nut.....	

NO.	PLATE	NAME	EACH
25086	6828	Wrench for 1507, 1510 and 1670.....	
25200	6828	" " 972.....	
25268	—	Stand (iron work) complete, Nos. 504E, 25054, 25055, 25086, 25200, 25385, 46518, 46534, 46535, two 25386 and four 748E.....	

STAND

ROCKING TREADLE, BALL BEARING PITMAN, CABINET TABLE

NO.	PLATE	NAME	EACH
25495	6828	Band Wheel, 12½ in. diam., with 972c, 25496 and two 9374.....	
25496	6826	Band Wheel Belt Switch Plate.....	
9374	6826	" " " " Rivet....	
25055	4210	" " Brake Ball (rubber).....	
28270	4271	" " Crank.....	
46530	—	Band Wheel Crank and Pitman (ball bearing) complete, Nos. 1520E, 25371, 28270, 46506 to 46510, 46630, 46655 and six 25362.....	
297c	3826	Band Wheel Crank Screw Centre.....	
46629	—	" " " " " 297c with 1507J.....	
1507J	3826	Band Wheel Crank Screw Centre Nut...	
972c	3826	" " Set Screw.....	
25313	—	Belt, size ⅝ in., length 59½ in., with 25028.....	
25028	6826	Belt Hook.....	
25314	6827	" Shifter.....	
25315	6827	" " Handle with 1149c.....	
1149c	6826	" " " Set Screw.....	
2049	6826	" " Pin.....	
25316	6827	" " Shaft.....	
25317	6827	" " " Bracket and Belt Guide	
748E	3826	" " " " " " Screw.....	
25318	6827	Belt Shifter Spring.....	
25324	6826	" " " Adjusting Collar with 178F.....	
178F	6826	Belt Shifter Spring Adjusting Collar Set Screw.....	
46531	4268	Brace with three 46629.....	
748E	3826	" Screw.....	

NO.	PLATE	NAME	EACH
25497	6828	Dress Guard with 25498 and two 17822..	
25498	6827	" " Belt Retainer.....	
17822	6826	" " " Rivet.....	
504E	6826	" " Bolt with 1510E.....	
1510E	6826	" " " Nut.....	
25444	6828	Leg with two each 25068 and 25069.....	
25068	6827	" Roller.....	
25069	6827	" " Pin.....	
25362	3826	Pitman Ball, size $\frac{3}{8}$ in..... per 100	
46506	3826	" " Bearing Adjusting Screw Ring.....	
46507	3826	Pitman Ball Bearing Adjusting Screw Ring Locking Washer (brass)... per 100	
46508	3826	Pitman Ball Bearing Ring.....	
46509	3826	" " Case.....	
46655	3826	" " Separator.....	
46510	4268	" Rod with 25360.....	
*25360	—	" " Ball.....	
25371	3826	" " " Bushing.....	
25361	3826	" " " Screw Bearing.....	
46630	—	" " " " " 25361 with 1670E.....	
1670E	3826	Pitman Rod Ball Screw Bearing Nut....	
1520E	3826	" " Lock Nut.....	
25400	6828	Treadle.....	
297c	3826	" Screw Centre.....	
46629	—	" " " 297c with 1507J....	
1507J	3826	" " " Nut.....	
25086	6828	Wrench for 1507, 1510 and 1670.....	
25200	6828	" " 972.....	
25266	—	Stand (iron work) complete, Nos. 504E, 2049, 25055, 25086, 25200, 25314 to 25318, 25324, 25400, 25495, 25497, 46530, 46531, two 25444 and five 748E.	

CABINET TRIMMINGS

TRIMMINGS FOR COVER SET

NO.	PLATE	NAME	EACH
28013	4210	Belt Hole Bushing (round, brass).....	
28014	—	" " " (round, nickeled)....	
28254	—	" " " (round, oxidized).....	
28292	4210	Cover Hook (steel).....	
28071	4210	" " Cup Catch (brass).....	
28072	—	" " " " (nickeled).....	

NO.	PLATE	NAME	EACH
28073	6829	Cover Lock (rim).....	
28130	4210	" " Cup Catch (brass).....	
28076	4210	" " Escutcheon (brass).....	
28077	—	" " " (nickeled).....	
28233	6829	" " Key (steel).....	
28079	6827	Drop Leaf Hinge.....	
25056	6828	" " Support.....	
25058	6828	" " " Bracket with three wood screws $\frac{3}{4}$ in. No. 7.....	
28186	4210	Index Plate with two nickel-plated wood screws $\frac{1}{2}$ in. No. 2.....	
28227	4210	Knob (brass).....	
28228	—	Knob (brass) complete, Nos. 1272E and 28227.....	
28221	—	Knob (oxidized).....	
28223	—	Knob (oxidized) complete, Nos. 1272E and 28221.....	
1272E	4210	Knob Screw.....	
9843	6829	Machine Cushion (cloth).....	
544J	6826	" Thumb Screw.....	
2015	6826	" " " Cushion (rubber).....	
9842	6826	" " " Washer.....	
28212	4210	Partition Lock (revolving bolt, double)..	
28213	4210	" " (revolving bolt, single)...	
28076	4210	" " Escutcheon (brass).....	
28077	—	" " " (nickeled)....	
28233	6829	" " Key (steel).....	
25047	6827	Skeleton Drawer Case Drawer Spring...	
46612	6827	" " " Support with two wood screws $\frac{1}{2}$ in. No. 7 R. H. B....	

TRIMMINGS FOR CABINET TABLE

NO.	PLATE	NAME	EACH
28013	4210	Belt Hole Bushing (round, brass).....	
28014	—	" " " (round, nickeled)....	
28254	—	" " " (round, oxidized).....	
28195	6827	Centre Front Supporting Bracket.....	
28235	6827	Hinge, round ends, for table platform flap NOTE: When ordering No. 28235 state finish.	
28234	6827	Hinge, round ends, for top leaf..... NOTE: When ordering No. 28234 state finish.	
28186	4210	Index Plate with two nickel-plated wood screws $\frac{1}{2}$ in. No. 2.....	
28227	4210	Knob (brass).....	

NO.	PLATE	NAME	EACH
28228	—	Knob (brass) complete, Nos. 1272E and 28227.....	
28221	—	Knob (oxidized).....	
28223	—	Knob (oxidized) complete, Nos. 1272E and 28221.....	
1272E	4210	Knob Screw.....	
28167	6829	Machine Cushion (felt).....	
544r	6826	" Thumb Screw.....	
2015	6826	" " " Cushion (rubber).....	
9842	6826	" " " Washer.....	
28212	4210	Partition Lock (revolving bolt, double)...	
28213	4210	" " (revolving bolt, single)...	
28076	4210	" " Escutcheon (brass).....	
28077	—	" " " (nickeled)....	
28233	6829	" " Key (steel).....	
28125	6827	Shield Supporting Bracket.....	
25047	6827	Skeleton Drawer Case Drawer Spring....	
46612	6827	" " " Support with two wood screws 1½ in. No. 7, R. H. B.	
25152	6826	Table Cushion (felt) for machine platform flap.....	
25070	6826	Table Cushion Tack (rubber).....	
28239	—	" Hinge Connection (brass).....	
28237	6830	" " " (oxidized).....	
2809	6830	" " " Hinge Pin.....	
15265	—	" " Plate (brass).....	
15263	6830	" " " (oxidized).....	
56315	—	Table Hinge (brass) complete, Nos. 2809, 15265, 28239, brass wood screw 7⁄8 in. No. 10 and three wood screws 3⁄4 in. No. 7.....	
56316	—	Table Hinge (oxidized) complete, Nos. 2809, 15263, 28237, oxidized wood screw 7⁄8 in. No. 10 and three wood screws 3⁄4 in. No. 7.....	

TRIMMINGS FOR OPEN-SIDE DRAWING-ROOM CABINET

NO.	PLATE	NAME	EACH
25495	6828	Band Wheel, 12½ in. diam., with 972c, 25496 and two 9374.....	
25496	6826	Band Wheel Belt Switch Plate.....	
9374	6826	" " " " " Rivet....	
25055	4210	" " Brake Ball (rubber).....	

NO.	PLATE	NAME	EACH
28270	4271	Band Wheel Crank.....	
28271	—	Band Wheel Crank and Pitman (ball bearing) complete, Nos. 1520E, 25371, 28267, 28270, 46506 to 46509, 46655, 56317 and six 25362.....	
28272	4268	Band Wheel Crank Frame with two 46629	
28273	4268	" " " " Bracket.....	
649E	6826	" " " " Screw.....	
297c	3826	" " " " Screw Centre.....	
46629	—	" " " " " 297c with 1507J.....	
1507J	3826	Band Wheel Crank Screw Centre Nut...	
972c	3826	" " Set Screw.....	
25313	—	Belt, size 5⁄8 in., length 59½ in., with 25028.....	
28126	6830	Belt Hole Bushing (oval, brass) 5⁄8 in. x 1 in.....	
28250	—	Belt Hole Bushing (oval, oxidized) 5⁄8 in. x 1 in.....	
28013	4210	Belt Hole Bushing (round, brass).....	
28014	—	" " " (round, nickeled)....	
28254	—	" " " (round, oxidized)....	
25028	6826	" Hook.....	
28274	6829	" Shifter with 1441c.....	
25315	6827	" " Handle with 1149c.....	
1149c	6826	" " " Set Screw.....	
1441c	6830	" " Set Screw.....	
25316	6827	" " Shaft.....	
28276	6829	" " " Bracket and Belt Guide	
25318	6827	" " Spring.....	
25324	6826	" " " Adjusting Collar with 178F.....	
178F	6826	Belt Shifter Spring Adjusting Collar Set Screw.....	
28016	6829	Cabinet Case Roller (iron).....	
28017	6829	" " " Frame.....	
28018	—	" " " Pin.....	
28019	6829	Cabinet Case Roller complete, Nos. 28016 to 28018.....	
28278	—	Door Drawer Lock Plate (brass).....	
28279	4270	" " " " (oxidized).....	
28280	—	" " " " Hub Key (brass)	
28281	4270	" " " " " (oxidized).....	
28283	4270	Door Hinge.....	

NOTE: When ordering No. 28283 state finish.

20 TRIMMINGS FOR DRAWING-ROOM CABINET

NO.	PLATE	NAME	EACH
28284	---	Door Lock (brass) with four round head brass wood screws $\frac{3}{4}$ in. No. 4.	
28285	4270	Door Lock (oxidized) with four round head oxidized wood screws $\frac{3}{4}$ in. No. 4.	
28286	---	Door Lock Key (brass).....	
28287	4270	" " " (oxidized).....	
28288	---	" " " Hole Escutcheon (brass) with two round head brass wood screws $\frac{3}{8}$ in. No. 2.....	
28289	4270	Door Lock Key Hole Escutcheon (oxidized) with two round head oxidized wood screws $\frac{3}{8}$ in. No. 2.....	
25497	6828	Dress Guard with 25498 and two 17822..	
25498	6827	" " Belt Retainer.....	
17822	6826	" " " Rivet.....	
1059E	6826	" " Bolt with 1510E.....	
1510E	6826	" " " Nut.....	
28235	6827	Hinge, round end, for table platform flap.	
		NOTE: When ordering No. 28235 state finish.	
28234	6827	Hinge, round ends, for top leaf.....	
		NOTE: When ordering No. 28234 state finish.	
28186	4210	Index Plate with two nickel-plated wood screws $\frac{1}{2}$ in. No. 2.....	
28167	6829	Machine Cushion (felt).....	
544J	6826	" Thumb Screw.....	
2015	6826	" " Cushion (rubber).....	
9842	6826	" " " Washer.....	
25362	3826	Pitman Ball, size $\frac{1}{8}$ in. per 100	
46506	3826	" " Bearing Adjusting Screw Ring.....	
46507	3826	Pitman Ball Bearing Adjusting Screw Ring Locking Washer (brass)... per 100	
46508	3826	Pitman Ball Bearing Ring.....	
46509	3826	" " Case.....	
46655	3826	" " Separator.....	
28267	4268	" Rod with 25360.....	
*25360	---	" " Ball.....	
25371	3826	" " " Bushing.....	
56253	6826	" " " Screw Bearing.....	
56317	---	" " " " 56253 with 1670E.....	
1670E	3826	Pitman Rod Ball Screw Bearing Nut....	
1520E	3826	" " Lock Nut.....	
25152	6826	Table Cushion (felt) for machine platform flap.....	

TRIMMINGS FOR DRAWING-ROOM CABINET 21

NO.	PLATE	NAME	EACH
28239	---	Table Hinge Connection (brass).....	
28237	6830	" " " (oxidized).....	
2809	6830	" " " Hinge Pin.....	
15265	---	" " Plate (brass).....	
15263	6830	" " " (oxidized).....	
56315	---	Table Hinge (brass) complete, Nos. 2809, 15265, 28239, brass wood screw $\frac{7}{8}$ in. No. 10 and three wood screws $\frac{3}{4}$ in. No. 7.....	
56316	---	Table Hinge (oxidized) complete, Nos. 2809, 15263, 28237, oxidized wood screw $\frac{7}{8}$ in. No. 10 and three wood screws $\frac{3}{4}$ in. No. 7.....	
28290	4270	Table Stop Cushion (rubber).....	
28290	4270	Top Leaf Support Cushion (rubber).....	
25400	6828	Treadle.....	
28268	4270	" Centre.....	
28269	6829	" " Bracket with 28268.....	
297C	3826	" Screw Centre.....	
46629	---	" " " 297c with 1507J....	
1507J	3826	" " " Nut.....	
25086	6828	Wrench for 1507, 1510 and 1670.....	
25200	6828	" " 972.....	

TRIMMINGS FOR PORTABLE CASE

NO.	PLATE	NAME	EACH
25070	6826	Base Cushion Tack (rubber).....	
28182	6833	Button with wood screw $\frac{3}{8}$ in. No. 4, for Lid of Box for Accessories.....	
87428	6833	Cover Hook.....	
87431	6833	" " Plate.....	
56251	6833	" Lock.....	
28077	---	" " Escutcheon (nickeled).....	
28233	6829	" " Key (steel).....	
87427	6833	" " Plate.....	
87555	2930	" Reinforcing Plate.....	
28088	6833	Handle (wood).....	
50289B	6833	" Bolt.....	
NN83J	6833	" " Nut.....	
28229	6833	" Hinge Rivet.....	
87558	6833	" Link.....	
28231	6833	" Stud.....	
87550	---	Handle complete, Nos. 28088, 28231, 87555 and two each NN83J, 28229, 50289B and 87558.....	

TRIMMINGS FOR PORTABLE CASE

NO.	PLATE	NAME	EACH
28183	6833	Hinge, $\frac{3}{4}$ in. x $\frac{3}{4}$ in., for Lid of Box for Accessories.	
28186	4210	Index Plate with two nickel-plated wood screws $\frac{1}{2}$ in. No. 2.	
663E	6831	Machine Base Screw.	
9842	6826	" " " Washer.	
28251	6832	" Cushion (cloth).	

TRIMMINGS FOR BASE

NO.	PLATE	NAME	EACH
25070	6826	Base Cushion Tack (rubber).	
28186	4210	Index Plate with two nickel-plated wood screws $\frac{1}{2}$ in. No. 2.	
663E	6831	Machine Base Screw.	
9842	6826	" " " Washer.	
28251	6832	" Cushion (cloth).	

OBSOLETE PARTS

NO.	PLATE	NAME	EACH
34397	6818	Arm Rock Shaft with 853c, 1811 and 34409, for 310A and 311C.	
310A	6819	Arm Rock Shaft Screw Centre (back).	
311C	6819	" " " " " (front).	
S380	6832	Hand Attachment Crank Handle (wood).	
S433	—	" " " " Spindle	
S434	2714	" " " " "	
		8433 with 8382.	
S382	6831	Hand Attachment Crank Handle Spindle Washer.	
8436	—	Hand Attachment Crank complete for 34078, Nos. 8380, 8434 and 8435.	
34400	6824	Spool Pin for 34401.	
34424	—	Thread Nipper Body complete, Nos. 22440, 22443, 22444, 22450, 34423, 34425, 34432, 49043 and two 34426, use 34456.	
22450	6825	Thread Nipper Spring with 22452 and 22453.	
22452	6825	Thread Nipper Spring Washer (flanged) lower.	
22453	6825	Thread Nipper Spring Washer (flanged) upper.	

NUMERICAL LIST OF PARTS

FOR

MACHINES

Nos. 24-60 and 24-61

NUMERICAL LIST OF PARTS

NO.	PLATE	NAME	EACH
45F	6831	Hand Attachment Pinion (intermediate) Screw Stud for 34078.....	
59D	6823	Feed Regulator Hinge Screw.....	
66A	6822	" Forked Connection Hinge Screw....	
NNS3J	6833	Handle Bolt Nut for 87550.....	
87D	6819	Looper Gate Hinge Screw.....	
97E	6823	Presser Bar Lifter Hinge Screw.....	
131E	6822	Feed Forked Connection Adjusting Screw (large) for 9511.....	
131E	6822	Feed Raising Bar Adjusting Screw for 9514.....	
171E	6819	Connecting Rod Cap Screw for 34433....	
175E	6822	Feed Forked Connection Adjusting Screw (small) for 9511.....	
178F	6826	Belt Shifter Spring Adjusting Collar Set Screw for 25324.....	
190D	6819	Feed Dog Screw.....	
193A	6823	" Regulator Indicator Set Screw for 22419.....	
199D	6819	Arm Rotary Shaft Screw.....	
207E	6823	Needle Bar Connecting Stud Clamping Screw for 9570.....	
212D	6822	Feed Raising Bar Carrier Cap Screw.....	
219A	6824	Thread Pull-off Eyelet Screw.....	
233B	6824	Tucker Tuck Marker Guide Rod End Screw for 26516.....	
240D	6831	Hand Attachment Driver Pinion Set Screw for 34078.....	
244J	6824	Throat Plate Screw.....	
287B	945	Cloth Guide Thumb Screw for 35867....	
297C	3826	Band Wheel Crank Screw Centre for 46629	
297C	3826	Treadle Screw Centre for 46629.....	
310A	6819	Arm Rock Shaft Screw Centre (back) obsolete.....	
311c	6819	Arm Rock Shaft Screw Centre (front) obsolete.....	
330D	6824	Spool Pin Bracket Screw.....	
335B	6819	Belt Guard Screw.....	
337B	6819	Face Plate Screw.....	
378A	6819	Connecting Rod Hinge Screw.....	
387A	6819	Cloth Plate Screw.....	
389B	6819	Looper Gate Frame Screw.....	

NO.	PLATE	NAME	EACH
399A	6831	Hand Attachment Gear Cover Screw for 34078.....	
462c	6823	Feed and Feed Lifting Eccentric Set Screw for 22408.....	
462c	6823	Presser Bar Spring Bracket Set Screw for 22404.....	
504E	6826	Dress Guard Bolt with 1510E, for 25266 and 25268.....	
544J	6826	Machine Thumb Screw (Trimmings for Cabinet Table, Cover Set and Open Side Drawing Room Cabinet).....	
557A	6823	Quilter Thumb Screw for 25505.....	
557A	6823	Spool Pin Disc Thumb Screw for 34403..	
561B	1005	Tucker Tuck Marker Guide Clamp Thumb Screw for 26516.....	
620F	2711	Ruffler Ruffling Blade Lever Adjusting Screw for 26769.....	
649E	6826	Band Wheel Crank Frame Screw (Trimmings for Open Side Drawing Room Cabinet).....	
658B	1005	Tucker Tuck Guide Thumb Screw for 26516.....	
659D	6831	Hand Attachment Gear Screw Stud for 34078.....	
663E	6831	Machine Base Screw (Trimmings for Base and Portable Case).....	
690D	6831	Hand Attachment Bracket Screw for 34078.....	
735c	6824	Needle Bar Bushing Set Screw.....	
735c	6824	Thread Take-up Set Screw for 34225....	
748E	3826	Belt Shifter Shaft Bracket and Belt Guide Screw for 25266.....	
748E	3826	Brace Screw for 25266 and 25268.....	
806A	6823	Needle Thumb Screw for 34220.....	
812B	2711	Ruffler Driving Lever Thumb Screw for 26774.....	
853c	6824	Thread Pull-off Pin Set Screw for 34397 and 34457.....	
911B	2711	Ruffler Frame Screw Stud for 26774.....	
911B	2711	Tucker Position Plate Screw Stud for 26516.....	
934B	6824	Thread Controller Plate Screw.....	
972c	3826	Band Wheel Set Screw for 25495 and 46534.....	
1012E	6822	Feed Forked Connection Link Adjusting Screw for 9936.....	
1019c	6822	Looper Set Screw for 22416.....	

NO.	PLATE	NAME	EACH
1059E	6826	Dress Guard Bolt with 1510E (Trimmings for Open Side Drawing Room Cabinet)	
1123c	6824	Thread Controller Spring Adjusting Screw for 34407.....	
1125B	6825	Thread Nipper Body Set Screw.....	
1126A	6822	Feed Forked Connection Link Hinge Screw.....	
1127B	6824	Presser Foot Thumb Screw.....	
1149c	6826	Belt Shifter Handle Set Screw for 25315..	
1167E	6824	Pulley and Thread Nipper Rod Eccentric Screw.....	
1170H	6825	Thread Nipper Adjusting Stud Hole Plug Screw.....	
1272E	4210	Knob Screw for 28223 and 28228.....	
1313E	6823	Needle Bar Connecting Link Adjusting Screw for 34170.....	
1327F	6831	Hand Attachment Driver Pinion Screw Stud for 34078.....	
1339B	6823	Pressure Regulating Thumb Screw.....	
1441c	6830	Belt Shifter Set Screw for 28274.....	
1507J	3826	Band Wheel Crank Screw Centre Nut for 46629.....	
1507J	3826	Treadle Screw Centre Nut for 46629.....	
1510E	6826	Dress Guard Bolt Nut for 504 and 1059..	
1516B	6819	Arm Rock Shaft Screw Centre (back) Nut for 34459.....	
1518E	6822	Feed Raising Bar Carrier Hinge Pin Nut.	
1520J	6819	Connecting Rod Hinge Screw Nut.....	
1520E	3826	Pitman Rod Lock Nut for 28271, 46530 and 46535.....	
1534B	945	Hemmer Thumb Nut for 35867.....	
1550J	6835	Spool Pin Nut for 34401.....	
1602E	6819	Cloth Plate Bushing for 22410.....	
1620J	6831	Hand Attachment Driver Pinion Screw Stud Nut for 34078.....	
1624B	6824	Thread Take-up Spring Screw Nut for 34407	
1670E	3826	Pitman Rod Ball Screw Bearing Nut for 46630 and 56317.....	
1811	6819	Arm Rock Shaft Roller and Stud for 34397 and 34457.....	
2015	6826	Machine Thumb Screw Cushion, rubber (Trimmings for Cabinet Table, Cover Set and Open Side Drawing Room Cabinet).....	
2049	6826	Belt Shifter Pin for 25266.....	
2809	6830	Table Hinge Connection Hinge Pin for 56315 and 56316.....	

NO.	PLATE	NAME	EACH
5968	6822	Feed Raising Bar Carrier Cap Screw Washer.....	
8280	6831	Hand Attachment Crank Hinge Pin for 34078.....	
8281	6831	Hand Attachment Crank Lock Pin for 34071.....	
8282	6831	Hand Attachment Crank Lock Pin Spring for 34071.....	
8380	6832	Hand Attachment Crank Handle (wood) for 8436, obsolete.....	
8382	6831	Hand Attachment Crank Handle Spindle Washer for 8434, obsolete.....	
8433	---	Hand Attachment Crank Handle Spindle for 8434, obsolete.....	
8434	2714	Hand Attachment Crank Handle Spindle 8433 with 8382, for 8436, obsolete.....	
8435B	2714	Hand Attachment Crank Lever for 8436 and 94005B.....	
8436	---	Hand Attachment Crank complete for 34078, Nos. 8380, 8434 and 8435B, obsolete.....	
8505	6819	Face Plate Thread Eyelet Rivet for 34243,per 100	
8505	6819	Thread Controller Spring Rivet for 34407,per 100	
9374	6826	Band Wheel Belt Switch Plate Rivet for 25495.....	
9511	6822	Feed Forked Connection with 131E and 175E.....	
9512	6822	Feed Forked Connection Hinge Pin.....	
9514	6822	" Raising Bar with 131E.....	
9515	6822	" " " Carrier.....	
9517	6822	" " " Hinge Pin.....	
9521	6823	" Regulator Friction Washer.....	
9522	6823	Looper with 34418.....	
9523	6819	" Gate.....	
9525	6819	" " Hinge Screw Washer.....	
9543	6825	Thread Retaining Disc (lower).....	
9545	6825	" " " Spring.....	
9566	6832	Hand Attachment Gear Cover for 34078.....	
9570	6823	Needle Bar Connecting Stud with 207E..	
9842	6826	Machine Base Screw Washer (Trimnings for Base and Portable Case).....	
9842	6826	Machine Thumb Screw Washer (Trimnings for Cabinet Table, Cover Set and Open Side Drawing Room Cabinet)...	

NO.	PLATE	NAME	EACH
9843	6829	Machine Cushion, cloth (Trimnings for Cover Set).....	
9936	6822	Feed Forked Connection Link with 1012E	
15263	6830	Table Hinge Plate (oxidized) for 56316...	
15265	---	" " " (brass) for 56315.....	
17822	6826	Dress Guard Belt Retainer Rivet for 25497.....	
22402A	6823	Presser Bar Lifter.....	
22404	6823	" " Spring Bracket with 462c....	
22405	6823	" " " Washer.....	
22408	6818	Arm Rotary Shaft with two 462c.....	
22409	6818	Balance Wheel.....	
22410	6820	Cloth Plate with 1602E.....	
22416	6822	Feed and Feed Lifting Eccentric with 1019c.....	
22417	6822	Feed Raising Bar Carrier Hinge Pin.....	
22418	6823	" Regulator.....	
22419	6823	" " Indicator with 193A.....	
22420	6823	" " " Shaft.....	
22421	6818	Looper Gate Frame.....	
22423	6823	Presser Bar.....	
22424	6823	" " Spring.....	
22426	6818	Pulley and Thread Nipper Rod Eccentric, 2¼ in. diam.....	
22432	6825	Thread Guide Pin (top of arm).....	
		Nos. 22433 to 22436 FOR 22437.	
22433	6825	Thread Nipper Adjusting Stud.....	
22434	6825	" " " Washer (leather) lower.....	
22435	6825	Thread Nipper Adjusting Stud Washer (leather) upper.....	
22436	6825	Thread Nipper Adjusting Stud Washer (steel).....	
22437	---	Thread Nipper Adjusting Stud 22433 with 22434 to 22436.....	
22440	6825	Thread Nipper Cap Washer (cloth) for 34424 and 34456.....	
22443	6825	Thread Nipper Locking Washer for 34424 and 34456.....	
22444	6825	Thread Nipper Locking Washer Cap (leather) for 34424 and 34456.....	
22449	6825	Thread Nipper Rod.....	
22450	6825	" " Spring with 22452 and 22453, for 34424, obsolete.....	
22452	6825	Thread Nipper Spring Washer (flanged) lower, for 22450, obsolete.....	

NO.	PLATE	NAME	EACH
22453	6825	Thread Nipper Spring Washer (flanged) upper, for 22450, obsolete.....	
25025	—	Belt, size $\frac{3}{2}$ in., length 53 in., with 25028, for 25268.....	
25028	6826	Belt Hook for 25025 and 25313.....	
25047	6827	Skeleton Drawer Case Drawer Spring (Trimnings for Cabinet Table and Cover Set).....	
25054	4271	Dress Guard for 25268.....	
25055	4210	Band Wheel Brake Ball (rubber) for 25266, 25268 and Trimnings for Open Side Drawing Room Cabinet.....	
25056	6828	Drop Leaf Support (Trimnings for Cover Set).....	
25058	6828	Drop Leaf Support Bracket with three wood screws $\frac{3}{4}$ in. No. 7 (Trimnings for Cover Set).....	
25068	6827	Leg Roller for 25386 and 25444.....	
25069	6827	" " Pin for 25386 and 25444.....	
25070	6826	Base Cushion Tack, rubber (Trimnings for Base and Portable Case).....	
25070	6826	Table Cushion Tack, rubber (Trimnings for Cabinet Table).....	
25086	6828	Wrench for 1507, 1510 and 1670.....	
25152	6826	Table Cushion (felt) for machine platform flap (Trimnings for Cabinet Table and Open Side Drawing Room Cabinet)...	
25200	6828	Wrench for 972.....	
25266	—	Stand (iron work) rocking treadle, ball bearing pitman, cabinet table, complete, Nos. 504E, 2049, 25055, 25086, 25200, 25314 to 25318, 25324, 25400, 25495, 25497, 46530, 46531, two 25444 and five 748E.....	
25268	—	Stand (iron work) rocking treadle, ball bearing pitman, cover set, complete, Nos. 504E, 25054, 25055, 25086, 25200, 25385, 46518, 46534, 46535, two 25386 and four 748E.....	
25313	—	Belt, size $\frac{3}{2}$ in., length 59 $\frac{1}{2}$ in., with 25028, for 25266 and Trimnings for Open Side Drawing Room Cabinet...	
25314	6827	Belt Shifter for 25266.....	
25315	6827	" " Handle with 1149c, for 25266 and Trimnings for Open Side Drawing Room Cabinet.....	

NO.	PLATE	NAME	EACH
25316	6827	Belt Shifter Shaft for 25266 and Trimnings for Open Side Drawing Room Cabinet.....	
25317	6827	Belt Shifter Shaft Bracket and Belt Guide for 25266.....	
25318	6827	Belt Shifter Spring for 25266 and Trimnings for Open Side Drawing Room Cabinet.....	
25324	6826	Belt Shifter Spring Adjusting Collar with 178F, for 25266 and Trimnings for Open Side Drawing Room Cabinet.....	
*25360	—	Pitman Rod Ball for 28267, 46510 and 46517	
25361	3826	" " " Screw Bearing for 46630	
25362	3826	" " Ball, size $\frac{3}{16}$ in., for 28271, 46530 and 46535.....per 100	
25371	3826	Pitman Rod Ball Bushing for 28271, 46530 and 46535.....	
25385	4271	Brace with three 46629 for 25268.....	
25386	4271	Leg with two each 25068 and 25069, for 25268.....	
25400	6828	Treadle for 25266 and Trimnings for Open Side Drawing Room Cabinet.....	
25444	6828	Leg with two each 25068 and 25069, for 25266.....	
25495	6828	Band Wheel, 12 $\frac{1}{2}$ in. diam., with 972c, 25496 and two 9374, for 25266 and Trimnings for Open Side Drawing Room Cabinet.....	
25496	6826	Band Wheel Belt Switch Plate for 25495.	
25497	6828	Dress Guard with 25498 and two 17822, for 25266 and Trimnings for Open Side Drawing Room Cabinet.....	
25498	6827	Dress Guard Belt Retainer for 25497.....	
		Nos. 25503 to 25505 for 35867.	
25503	945	Hemmer, $\frac{3}{2}$ in. hem.....	
25504	945	" (wide hem).....	
25505	945	Quilter.....	
25525	945	Bias Gauge for 35867.....	
25537	945	Screw Driver for 35867.....	
25539	945	Stiletto for 35867.....	
25617	945	Hemmer, $\frac{1}{8}$ in. hem, for 35867.....	
25618B	945	Cloth Guide for 35867.....	
26090	1005	Tucker Rocking Bar for 26516.....	
26092	6824	" Tuck Smoothing Spring Rivet (furnished for repairs) for 26516,per 100	

NO.	PLATE	NAME	EACH
26095	1005	Tucker Tuck Marking Plate for 26516. . .	
26097	1005	" " Marker Guide Rod for 26516	
26098	1005	" " Smoothing Spring for 26516.	
26289	1005	" Driving Lever for 26516.	
26291	1005	" Position Plate for 26516.	
26294	1005	" Tuck Guide for 26516.	
26295	1005	" " Marker Guide Clamp for 26516.	
26459	2711	Ruffler Ruffling Blade Rivet (furnished for repairs) for 26774. per 100	
26459	2711	Ruffler Separating Blade Rivet (furnished for repairs) for 26774. per 100	
26459	2711	Ruffler Spring Presser Rivet (furnished for repairs) for 26774. per 100	
26514	1005	Tucker Rocking Bar Lifting Spring for 26516.	
26515	1005	Tucker Frame for 26516.	
26516	1005	Tucker complete for 35867, Nos. 233B, 561B, 658B, 911B, 26090, 26095, 26097, 26098, 26289, 26291, 26294, 26295, 26514 and 26515.	
26522	2711	Ruffler Driving Lever Hinge Stud for 26774.	
Nos. 26765 to 26773 for 26774.			
26765	2711	Ruffler Driving Lever.	
26766	2711	" Frame.	
26767	2711	" Ruffling Blade.	
26768	2711	" " " Holder.	
26769	2711	" " " Lever with 620F.	
26770	2711	" " " " Hinge Stud.	
26771	2711	" Separating Blade.	
26772	2711	" " " Bracket.	
26773	2711	" Spring Presser.	
26774	2711	Ruffler complete for 35867, Nos. 812B, 911B, 26522 and 26765 to 26773.	
28013	4210	Belt Hole Bushing, round, brass (Trim- mings for Cabinet Table, Cover Set and Open Side Drawing Room Cabinet)	
28014	—	Belt Hole Bushing, round, nickeled (Trim- mings for Cabinet Table, Cover Set and Open Side Drawing Room Cabinet)	
Nos. 28016 to 28018 for 28019.			
28016	6829	Cabinet Case Roller (iron)	
28017	6829	" " " Frame.	
28018	—	" " " Pin.	

NO.	PLATE	NAME	EACH
28019	6829	Cabinet Case Roller complete, Nos. 28016 to 28018 (Trimnings for Open Side Drawing Room Cabinet).	
Nos. 28071 to 28073 for TRIMMINGS FOR COVER SET			
28071	4210	Cover Hook Cup Catch (brass)	
28072	—	" " " " (nickeled)	
28073	6829	" Lock (rim)	
28076	4210	" " Escutcheon, brass (Trimnings for Cover Set)	
28076	4210	Partition Lock Escutcheon, brass (Trim- mings for Cabinet Table and Cover Set)	
28077	—	Cover Lock Escutcheon, nickeled (Trim- mings for Cover Set and Portable Case)	
28077	—	Partition Lock Escutcheon, nickeled (Trimnings for Cabinet Table and Cover Set)	
28079	6827	Drop Leaf Hinge (Trimnings for Cover Set)	
28088	6833	Handle (wood) for 87550.	
28125	6827	Shield Supporting Bracket (Trimnings for Cabinet Table)	
28126	6830	Belt Hole Bushing (oval, brass) $\frac{5}{8}$ in. x 1 in. (Trimnings for Open Side Drawing Room Cabinet)	
28130	4210	Cover Lock Cup Catch, brass (Trimnings for Cover Set)	
28167	6829	Machine Cushion, felt (Trimnings for Cabinet Table and Open Side Drawing Room Cabinet)	
28182	6833	Button with wood screw $\frac{3}{8}$ in. No. 4, for Lid of Box for Accessories (Trimnings for Portable Case)	
28183	6833	Hinge, $\frac{3}{4}$ in. x $\frac{3}{4}$ in., for Lid of Box for Ac- cessories (Trimnings for Portable Case)	
28186	4210	Index Plate with two nickel-plated wood screws $\frac{1}{2}$ in. No. 2 (Trimnings for Base, Cabinet Table, Cover Set, Open Side Drawing Room Cabinet and Portable Case)	
28195	6827	Centre Front Supporting Bracket (Trim- mings for Cabinet Table)	
28212	4210	Partition Lock, revolving bolt, double (Trimnings for Cabinet Table and Cover Set)	
28213	4210	Partition Lock, revolving bolt, single (Trimnings for Cabinet Table and Cover Set)	

NO.	PLATE	NAME	EACH
28221	—	Knob (oxidized) for 28223.....	
28223	—	Knob (oxidized) complete, Nos. 1272e and 28221 (Trimnings for Cabinet Table and Cover Set).....	
28227	4210	Knob (brass) for 28228.....	
28228	—	Knob (brass) complete, Nos. 1272e and 28227 (Trimnings for Cabinet Table and Cover Set).....	
28229	6833	Handle Hinge Rivet for 87550.....	
28231	6833	“ Stud for 87550.....	
28233	6829	Cover Lock Key, steel (Trimnings for Cover Set and Portable Case).....	
28233	6829	Partition Lock Key, steel (Trimnings for Cabinet Table and Cover Set).....	
28234	6827	Hinge, round ends, for top leaf (Trimnings for Cabinet Table and Open Side Drawing Room Cabinet).....	
28235	6827	Hinge, round ends, for table platform flap (Trimnings for Cabinet Table and Open Side Drawing Room Cabinet).....	
28237	6830	Table Hinge Connection (oxidized) for 56316.....	
28239	—	Table Hinge Connection (brass) for 56315.....	
28250	—	Belt Hole Bushing (oval, oxidized) $\frac{5}{8}$ in. x 1 in. (Trimnings for Open Side Drawing Room Cabinet).....	
28251	6832	Machine Cushion, cloth (Trimnings for Base and Portable Case).....	
28254	—	Belt Hole Bushing, round, oxidized (Trimnings for Cabinet Table, Cover Set and Open Side Drawing Room Cabinet).....	
28267	4268	Pitman Rod with 25360, for 28271.....	
28268	4270	Treadle Centre for 28269.....	
28269	6829	“ “ Bracket with 28268 (Trimnings for Open Side Drawing Room Cabinet).....	
28270	4271	Band Wheel Crank for 28271, 46530 and 46535.....	
Nos. 28271 TO 28274 FOR TRIMMINGS FOR OPEN SIDE DRAWING ROOM CABINET			
28271	—	Band Wheel Crank and Pitman (ball bearing) complete, Nos. 1520E, 25371, 28267, 28270, 46506 to 46509, 46655, 56317 and six 25362.....	

NO.	PLATE	NAME	EACH
28272	4268	Band Wheel Crank Frame with two 46629	
28273	4268	“ “ “ “ Bracket.....	
28274	6829	Belt Shifter with 1441c.....	
28276	6829	“ “ Shaft Bracket and Belt Guide (Trimnings for Open Side Drawing Room Cabinet).....	
Nos. 28278 TO 28281 FOR TRIMMINGS FOR OPEN SIDE DRAWING ROOM CABINET			
28278	—	Door Drawer Lock Plate (brass).....	
28279	4270	“ “ “ “ (oxidized).....	
28280	—	“ “ “ “ H u b K e y (brass).....	
28281	4270	Door Drawer Lock Plate Hub Key (oxidized).....	
Nos. 28283 TO 28290 FOR TRIMMINGS FOR OPEN SIDE DRAWING ROOM CABINET			
28283	4270	Door Hinge.....	
28284	—	“ Lock (brass) with four round head brass wood screws $\frac{3}{4}$ in. No. 4.....	
28285	4270	Door Lock (oxidized) with four round head oxidized wood screws $\frac{3}{4}$ in. No. 4.....	
28286	—	Door Lock Key (brass).....	
28287	4270	“ “ “ (oxidized).....	
28288	—	“ “ “ Hole Escutcheon (brass) with two round head brass wood screws $\frac{3}{8}$ in. No. 2.....	
28289	4270	Door Lock Key Hole Escutcheon (oxidized) with two round head oxidized wood screws $\frac{3}{8}$ in. No. 2.....	
28290	4270	Table Stop Cushion (rubber).....	
28290	4270	Top Leaf Support Cushion (rubber).....	
28292	4210	Cover Hook, steel (Trimnings for Cover Set).....	
28863	945	Gatherer for 35867.....	
Nos. 34071 TO 34074 FOR 34078.			
34071	2714	Hand Attachment Gear with 8281 and 8282.....	
34072	6831	Hand Attachment Driver Pinion.....	
34073	6831	“ “ Pinion (intermediate).....	
34074	2714	“ “ Base with two 34075..	
34075	6831	“ “ “ Position Stud for 34074.....	
34076	2714	Hand Attachment Bracket for 34078....	
34077	6831	“ “ Driver for 34078.....	

NO.	PLATE	NAME	EACH
34078	—	Hand Attachment complete for 24-61 Machine, Nos. 45F, 240b, 659b, 1327F, 1620J, 8280, 9566, 34071 to 34074, 34076, 34077, 94005B and two each 399A, 690b and wood screws 1 in. No. 14....	
34083	6818	Belt Guard.....	
34117	6818	Pulley and Thread Nipper Rod Eccentric, 1¼ in. diam.....	
34170	6823	Needle Bar Connecting Link with two 1313E.....	
34219	6819	Face Plate with 34243.....	
34220	6823	Needle Bar with 806A.....	
34221	6823	“ “ Bushing.....	
34222	6824	Thread Controller Eyelet (lower) for 34407.....	
34224	6824	Thread Controller Spring for 34407.....	
34225	6824	“ Take-up with 735c.....	
34243	6819	Face Plate Thread Eyelet with 8505, for 34219.....	
*34396	—	Arm, upper and lower (solid).....	
34397	6818	“ Rock Shaft with 853c, 1811 and 34409, for 310A and 311c, obsolete....	
34398	6821	Feed Dog.....	
34400	6824	Spool Pin for 34401, obsolete.....	
34401	6824	“ “ Bracket with 1550j and 34460.....	
34402	—	“ “ Disc for 34403.....	
34403	6824	“ “ “ 34402 with 557A and 34404.....	
34404	—	Spool Pin Disc Hub for 34403.....	
34405	6824	Thread Controller Eyelet (upper) for 34407.....	
34406	—	Thread Controller Plate for 34407.....	
34407	6824	Thread Controller Plate complete, Nos. 1123c, 1624B, 34222, 34224, 34405, 34406, 34411, 34412, 50303b and two 8505.....	
34408	6824	Thread Pull-off Eyelet (double).....	
34409	6824	“ “ Pin for 34397 and 34457.....	
34410	6825	“ Retaining Disc Cover.....	
34411	6824	“ Take-up Spring for 34407.....	
34412	6824	“ “ “ Screw Nut Friction Washer for 34407.....	
34413	6821	Throat Plate for 34398.....	
34418	6823	Looper Washer for 9522.....	
34421	6821	Presser Foot.....	
34423	6825	Thread Nipper Body for 34424 and 34456	

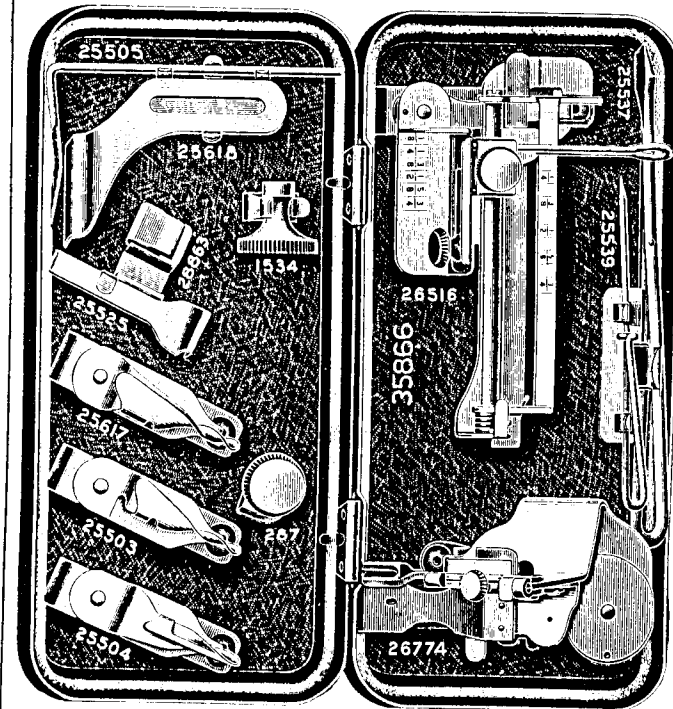
NO.	PLATE	NAME	EACH
34424	—	Thread Nipper Body complete, Nos. 22440, 22443, 22444, 22450, 34423, 34425, 34432, 49043 and two 34426, obsolete, use 34456.....	
34425	6825	Thread Nipper Disc for 34424 and 34456.....	
34426	6825	“ “ Spring Washer (fibre) for 34424 and 34456.....	
34430	—	Thread Nipper Cap for 34432.....	
34431	—	“ “ “ Stud for 34432.....	
34432	6825	“ “ “ “ 34431 with 34430 for 34424 and 34456.....	
34433	6819	Connecting Rod with 34434 and two 171E.....	
*34434	—	“ “ Cap for 34433.....	
34439	6825	Thread Retainer Disc (upper).....	
34447	6835	Presser Foot, for stitching on edge and inserting cord.....	
34455	6825	Thread Nipper Spring for 34456.....	
34456	—	Thread Nipper Body complete, Nos. 22440, 22443, 22444, 34423, 34425, 34432, 34455, 49043 and two 34426....	
34457	6834	Arm Rock Shaft with 853c, 1811 and 34409.....	
34459	—	Arm Rock Shaft Screw Centre (back) 50359A with 1516b.....	
34460	6835	Spool Pin for 34401.....	
35024	6821	Hemstitcher.....	
35866	945	Box with Racks for 35867.....	
35867	945	Attachment Set complete, in metal box, Nos. 287B, 1534B, 25503 to 25505, 25525, 25537, 25539, 25617, 25618B, 26516, 26774, 28863, 35866 and six needles.....	
36569	6818	Oiler with 36571, for 36570.....	
36570	—	“ 36569, filled with oil (Accessories)...	
36571	6818	“ Spout, 1¼ in. long, with 36807, for 36569.....	
36782	6821	Presser Foot, for gathering.....	
36807	6824	Oiler Spout Washer (leather) for 36571...	
36866	6835	Edge Stitcher.....	
Nos. 46506 to 46509 FOR 28271, 46530 AND 46535.			
46506	3826	Pitman Ball Bearing Adjusting Screw Ring.....	
46507	3826	Pitman Ball Bearing Adjusting Screw Ring Locking Washer (brass)... per 100	
46508	3826	Pitman Ball Bearing Ring.....	
46509	3826	“ “ Case.....	

NO.	PLATE	NAME	EACH
46510	4268	Pitman Rod with 25360, for 46530.....	
46517	4271	" " " " " 46535.....	
46518	4271	Treadle for 25268.....	
46530	—	Band Wheel Crank and Pitman (ball bearing) complete for 25266, Nos. 1520e, 25371, 28270, 46506 to 46510, 46630, 46655 and six 25362.....	
46531	4268	Brace with three 46629, for 25266.....	
46534	4271	Band Wheel, 12½ in. diam., with 972c, for 25268.....	
46535	—	Band Wheel Crank and Pitman (ball bearing) complete for 25268, Nos. 1520e, 25371, 28270, 46506 to 46509, 46517, 46630, 46655 and six 25362.....	
46612	6827	Skeleton Drawer Case Support with two wood screws ½ in. No. 7 R. H. B. (Trimnings for Cabinet Table and Cover Set).....	
46629	—	Band Wheel Crank Screw Centre 297c with 1507r, for 25385, 28272 and 46531	
46629	—	Treadle Screw Centre 297c with 1507r, for 25385, 28272 and 46531.....	
46630	—	Pitman Rod Ball Screw Bearing 25361 with 1670e, for 46530 and 46535.....	
46655	3826	Pitman Ball Separator for 28271, 46530 and 46535.....	
49043	6825	Thread Nipper Body Washer (fibre) for 34424 and 34456.....	
50014c	6825	Thread Retaining Disc Cover Set Screw..	
50289b	6833	Handle Bolt for 87550.....	
50303d	6824	Thread Take-up Spring Screw for 34407..	
50359A	6835	Arm Rock Shaft Screw Centre (back) for 34459.....	
50360c	6835	Arm Rock Shaft Screw Centre (front)...	
56251	6833	Cover Lock (Trimnings for Portable Case)	
56253	6826	Pitman Rod Ball Screw Bearing for 56317	
56315	—	Table Hinge (brass) complete, Nos. 2809, 15265, 28239, brass wood screw ⅞ in. No. 10 and three wood screws ¾ in. No. 7 (Trimnings for Cabinet Table and Open Side Drawing Room Cabinet)...	
56316	—	Table Hinge (oxidized) complete, Nos. 2809, 15263, 28237, oxidized wood screw ⅞ in. No. 10 and three wood screws ¾ in. No. 7 (Trimnings for Cabinet Table and Open Side Drawing Room Cabinet)	

NO.	PLATE	NAME	EACH
56317	—	Pitman Rod Ball Screw Bearing 56253 with 1670e.....	
80023	6835	Hand Attachment Crank Handle (wood) for 94005b.....	
87427	6833	Cover Lock Plate (Trimnings for Portable Case).....	
87428	6833	Cover Hook (Trimnings for Portable Case).....	
87431	6833	Cover Hook Plate (Trimnings for Portable Case).....	
87550	—	Handle complete, Nos. 28088, 28231, 87555 and two each NN83j, 28229, 50289b and 87558 (Trimnings for Portable Case).....	
87555	2930	Cover Reinforcing Plate for 87550.....	
87558	6833	Handle Link for 87550.....	
94005b	—	Hand Attachment Crank complete for 34078, Nos. 8435b, 80023 and 94012...	
94012	6835	Hand Attachment Crank Handle Spindle for 94005b.....	

PLATE 945—ONE-HALF SIZE

35867



25505 TO 25537
25539
26516
35866
26774

PLATE 1005—FULL SIZE

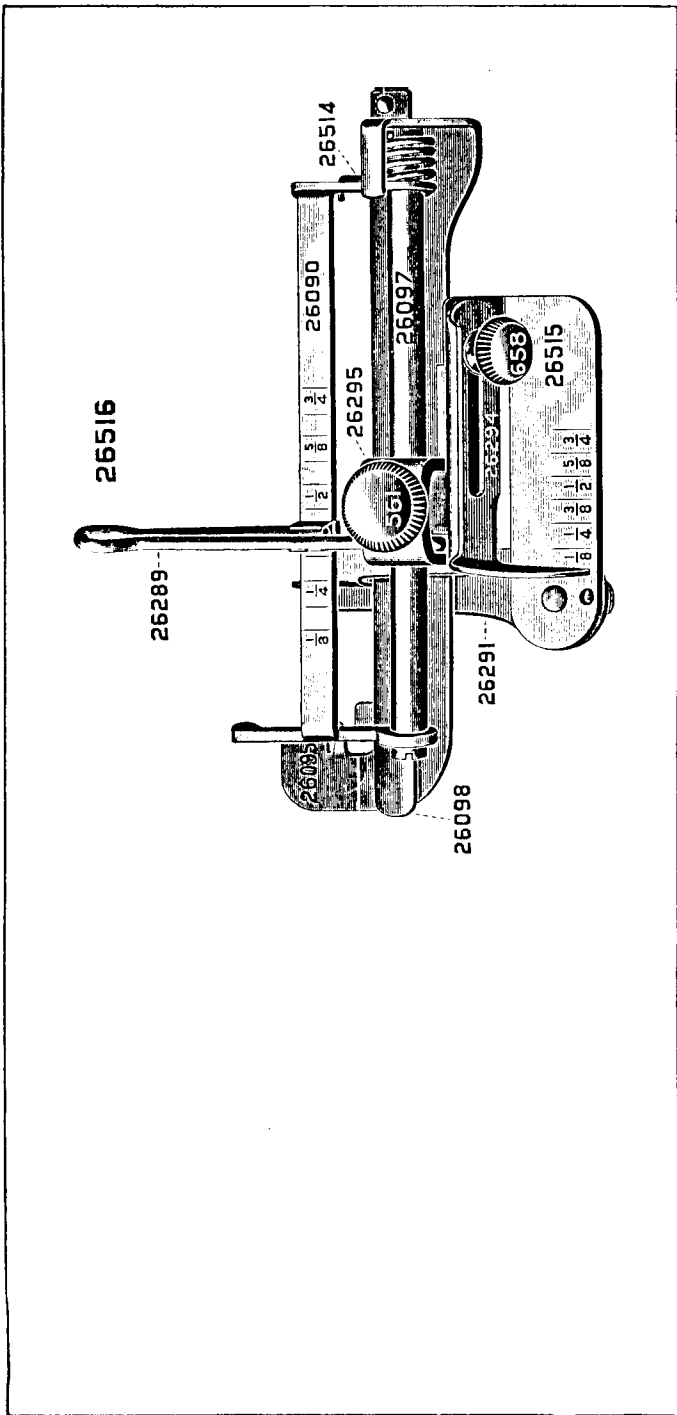


PLATE 2711—FULL SIZE

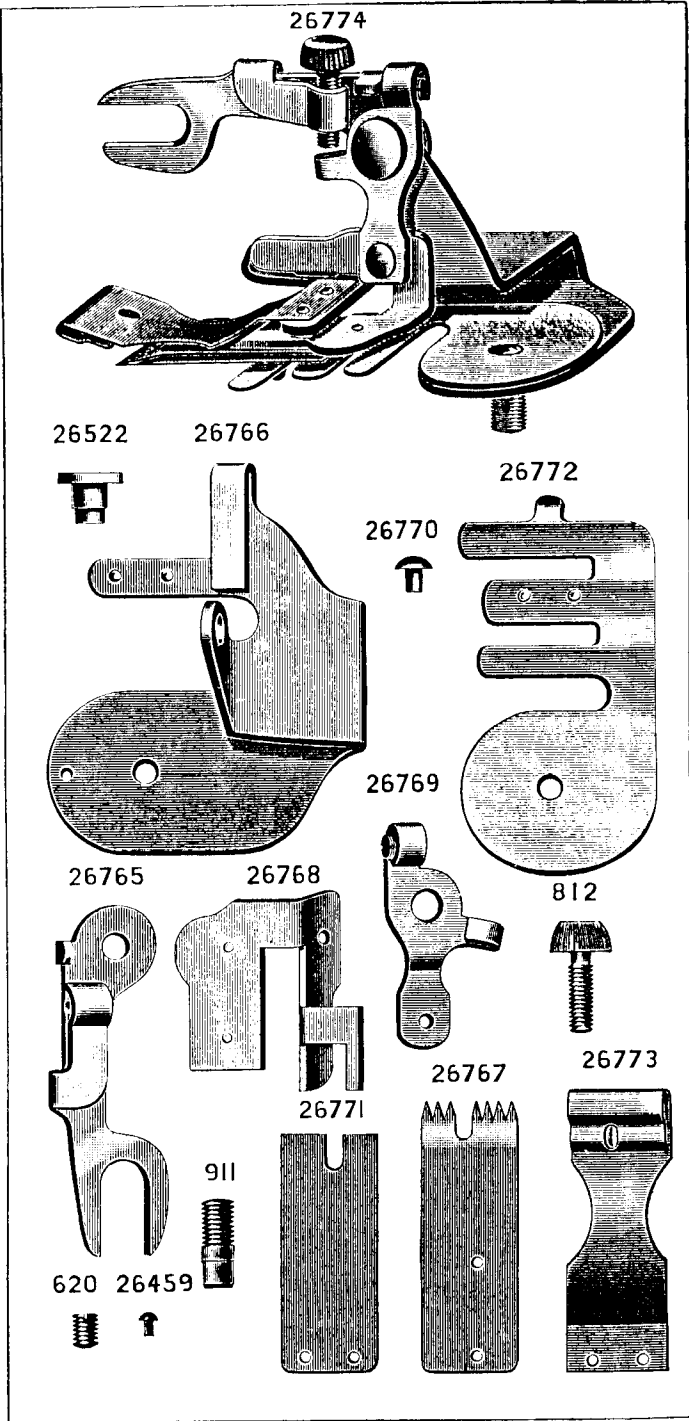


PLATE 2714—ONE-HALF SIZE

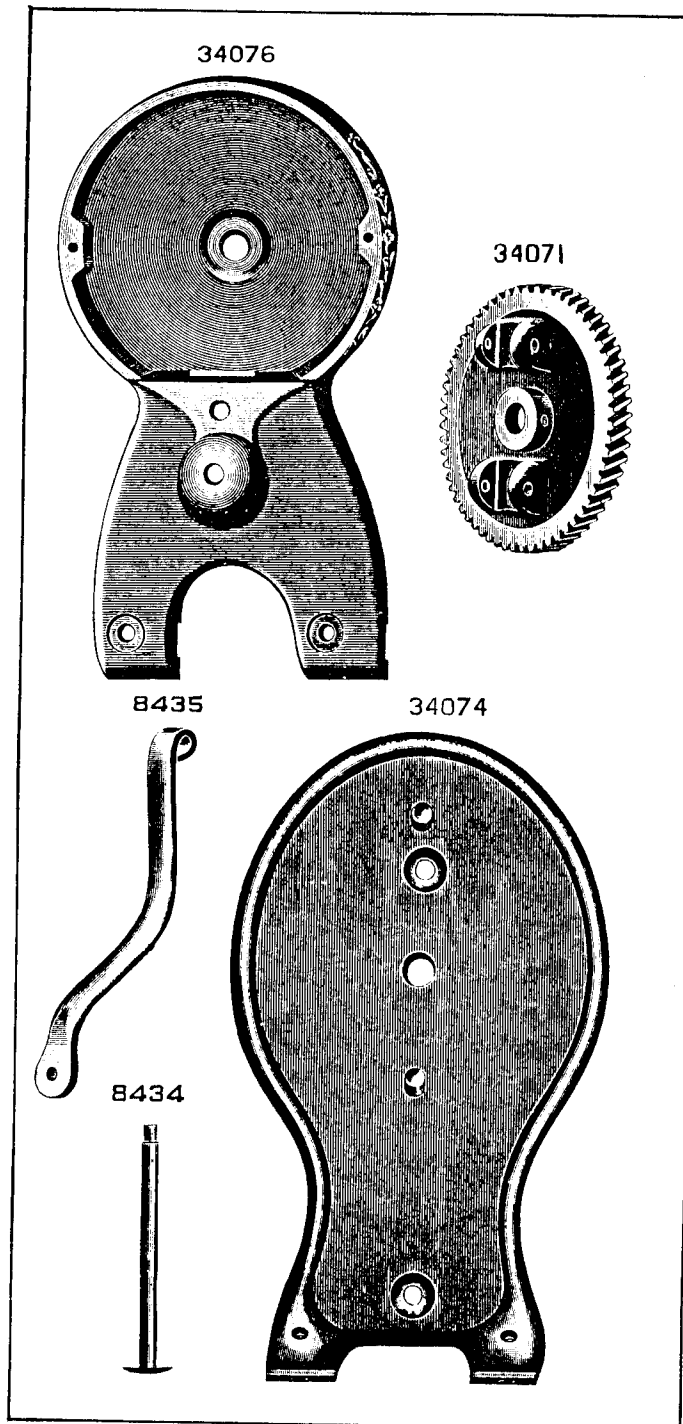


PLATE 2930—ONE-HALF SIZE




PLATE 3826—FULL SIZE




PLATE 4210—FULL SIZE

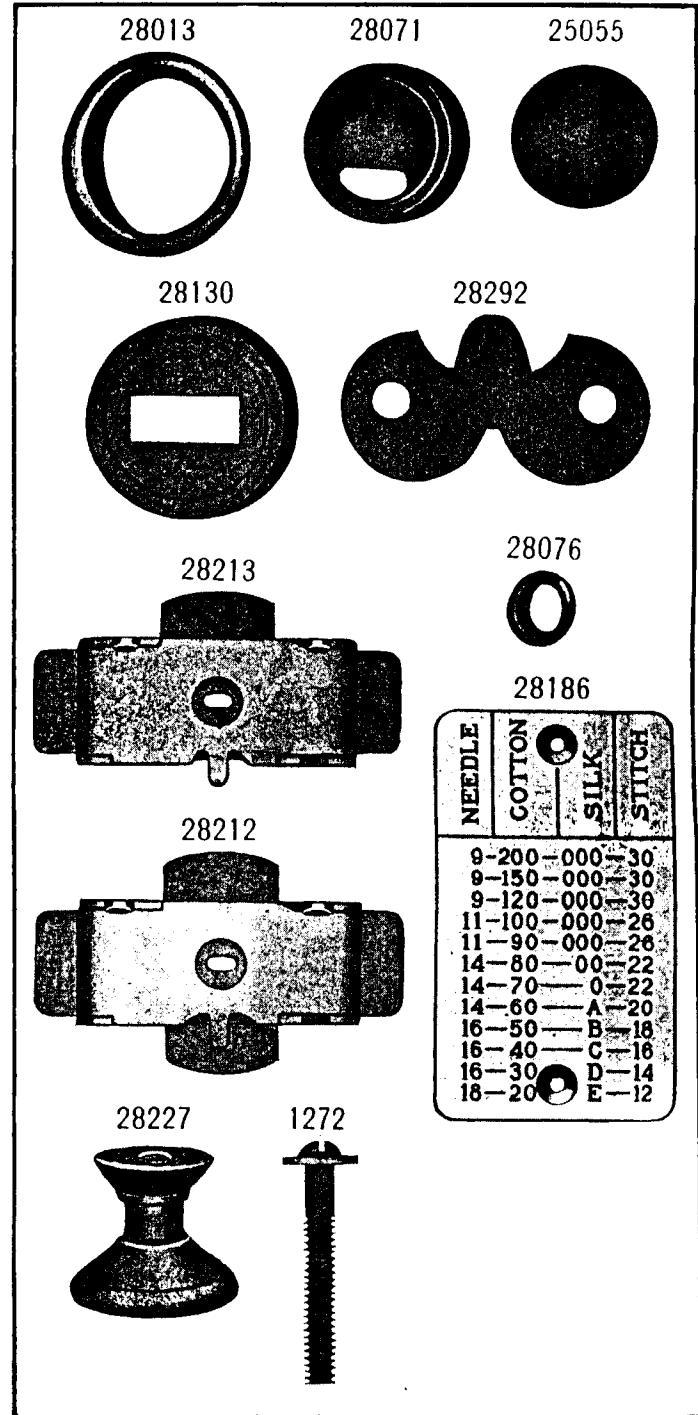


PLATE 4268—ONE-NINTH SIZE

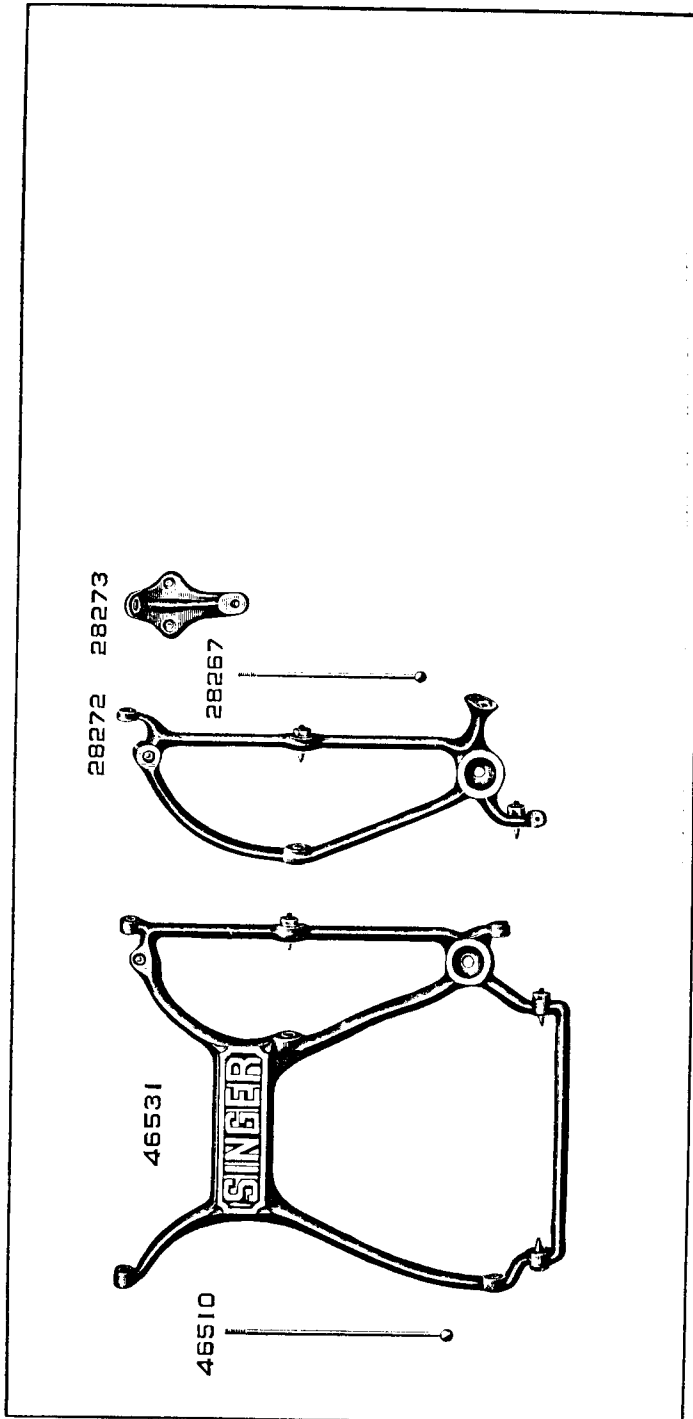


PLATE 4270—FULL SIZE

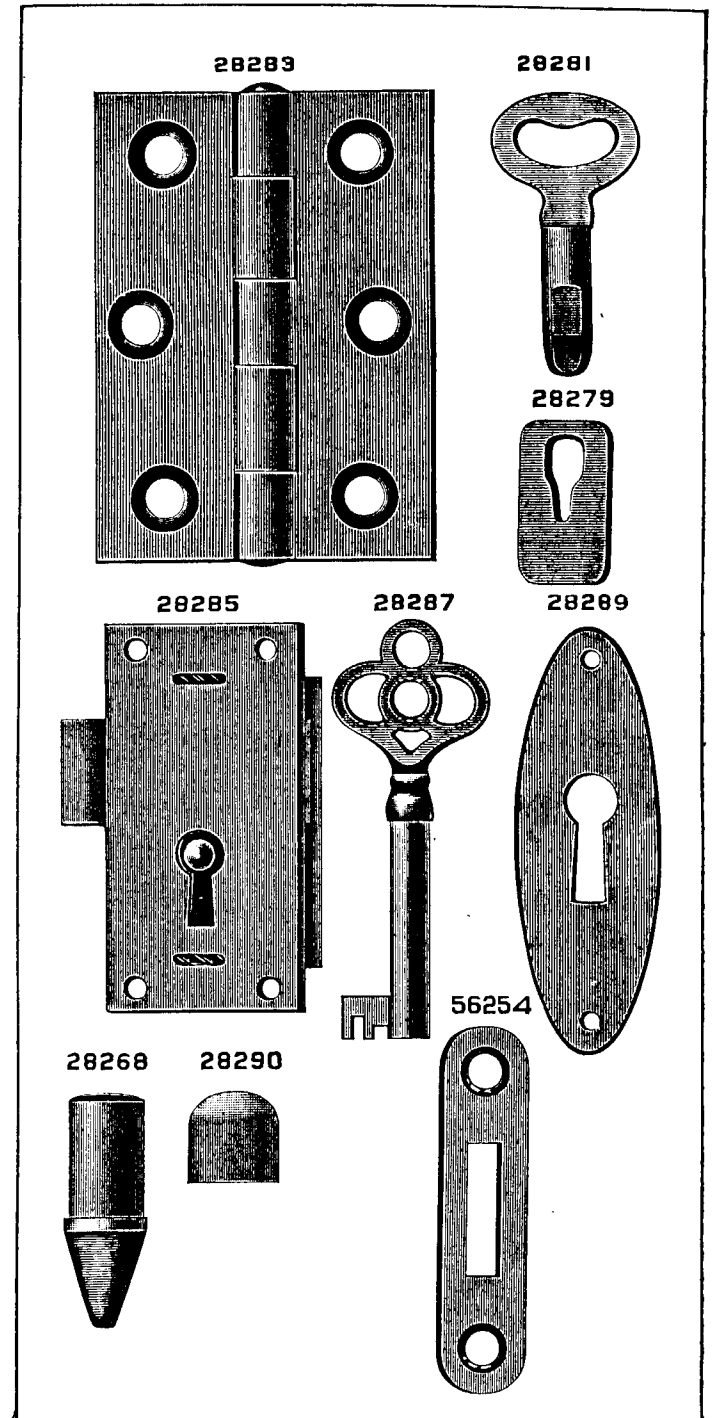


PLATE 4271—ONE-NINTH SIZE

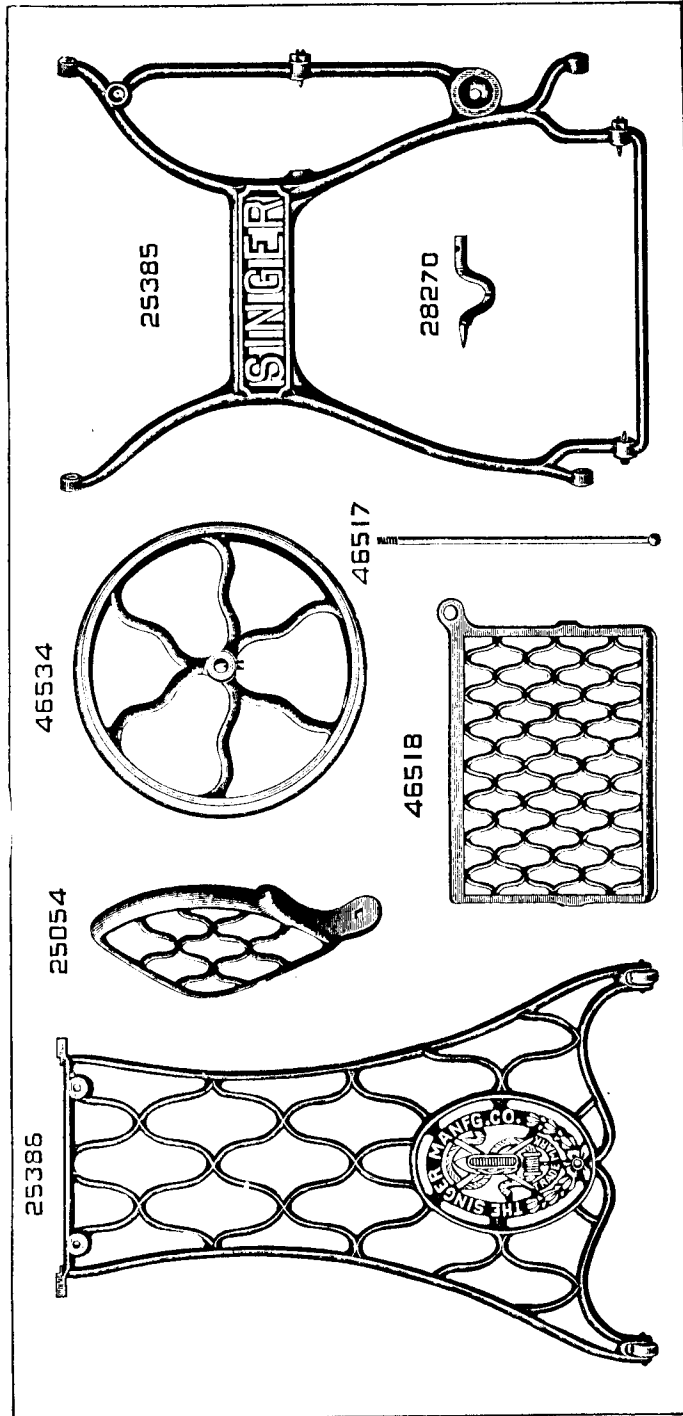


PLATE 6818—ONE-HALF SIZE




PLATE 6819—FULL SIZE

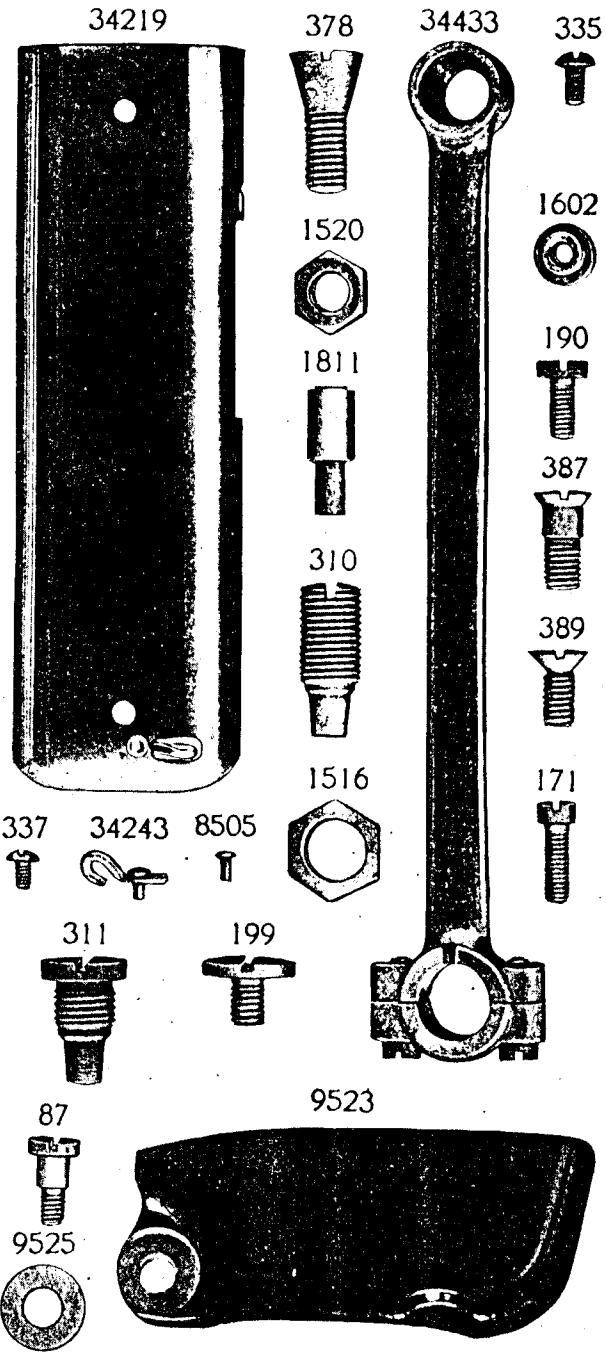


PLATE 6820—ONE-HALF SIZE




PLATE 6821—FULL SIZE

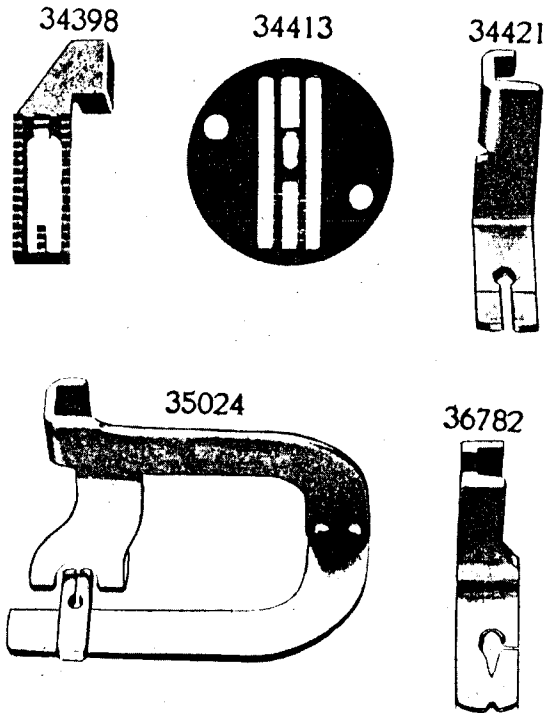


PLATE 6822—FULL SIZE




PLATE 6823—FULL SIZE

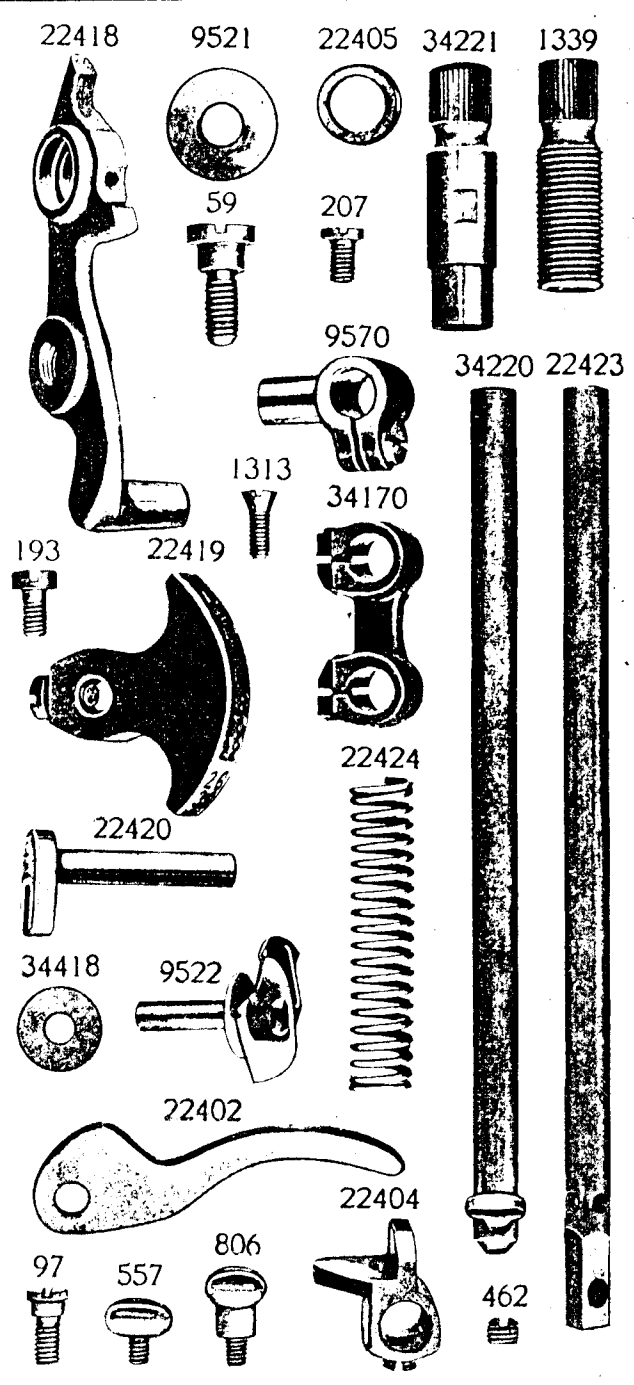


PLATE 6824—FULL SIZE

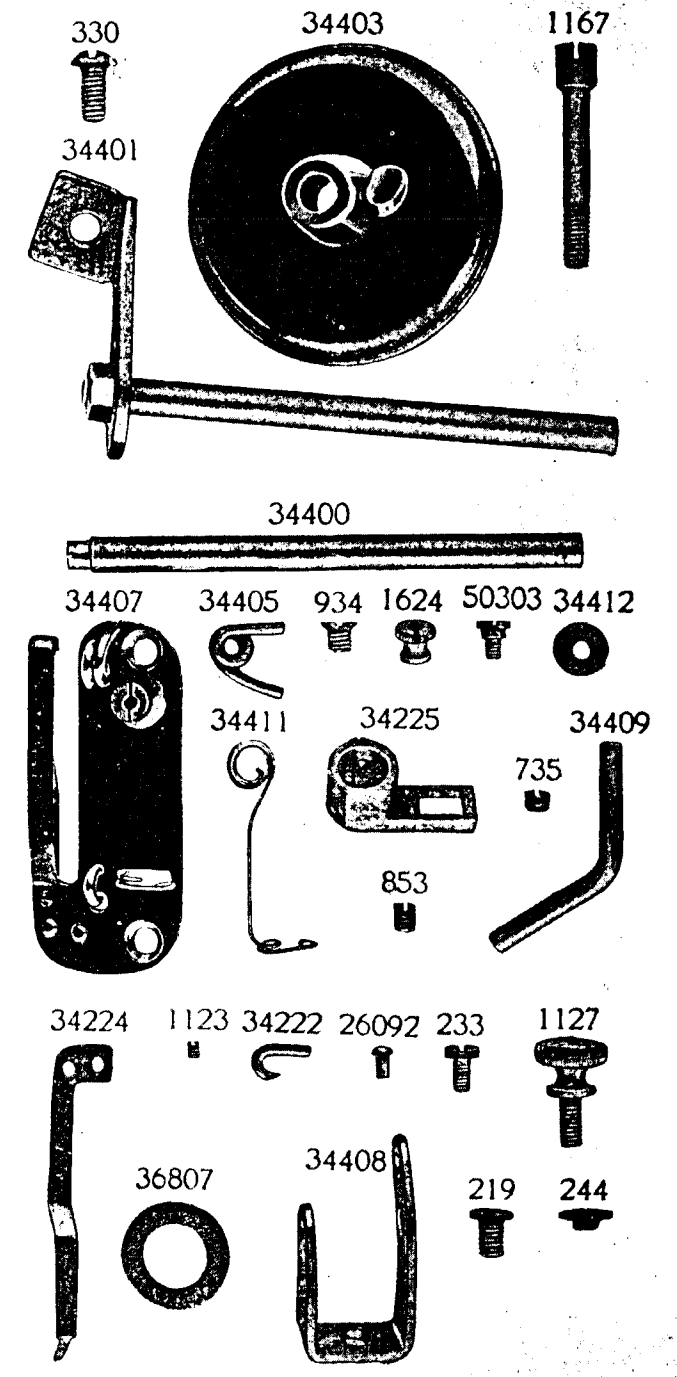


PLATE 6825—FULL SIZE

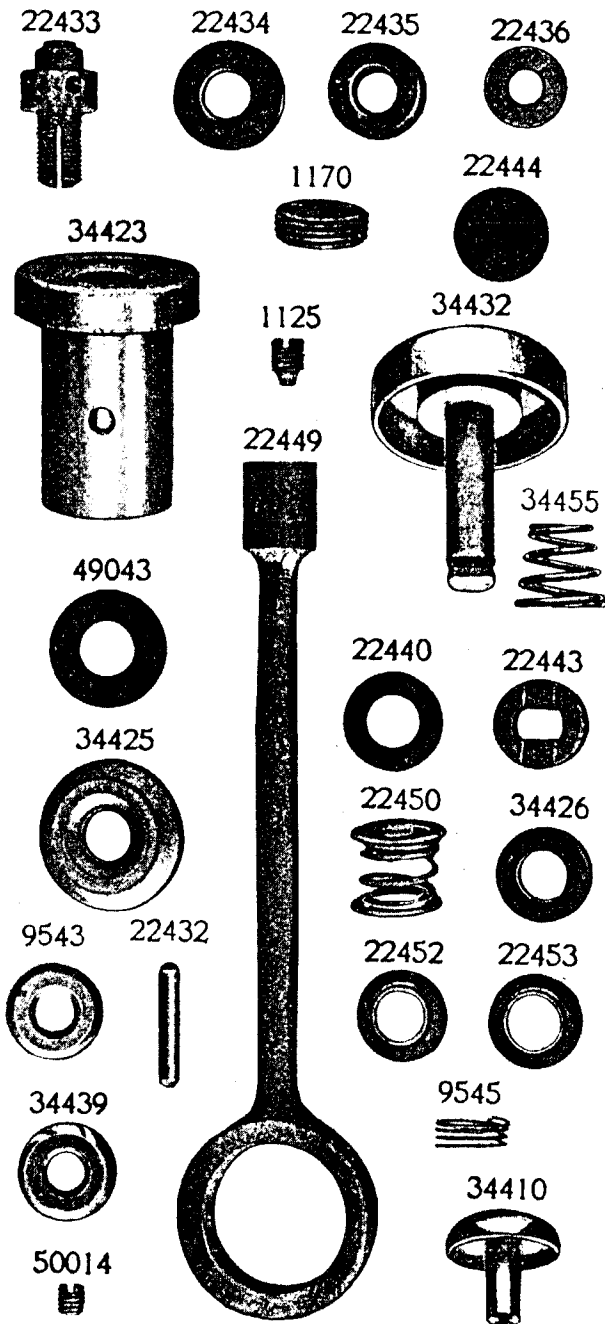


PLATE 6826—FULL SIZE




PLATE 6827—ONE-HALF SIZE

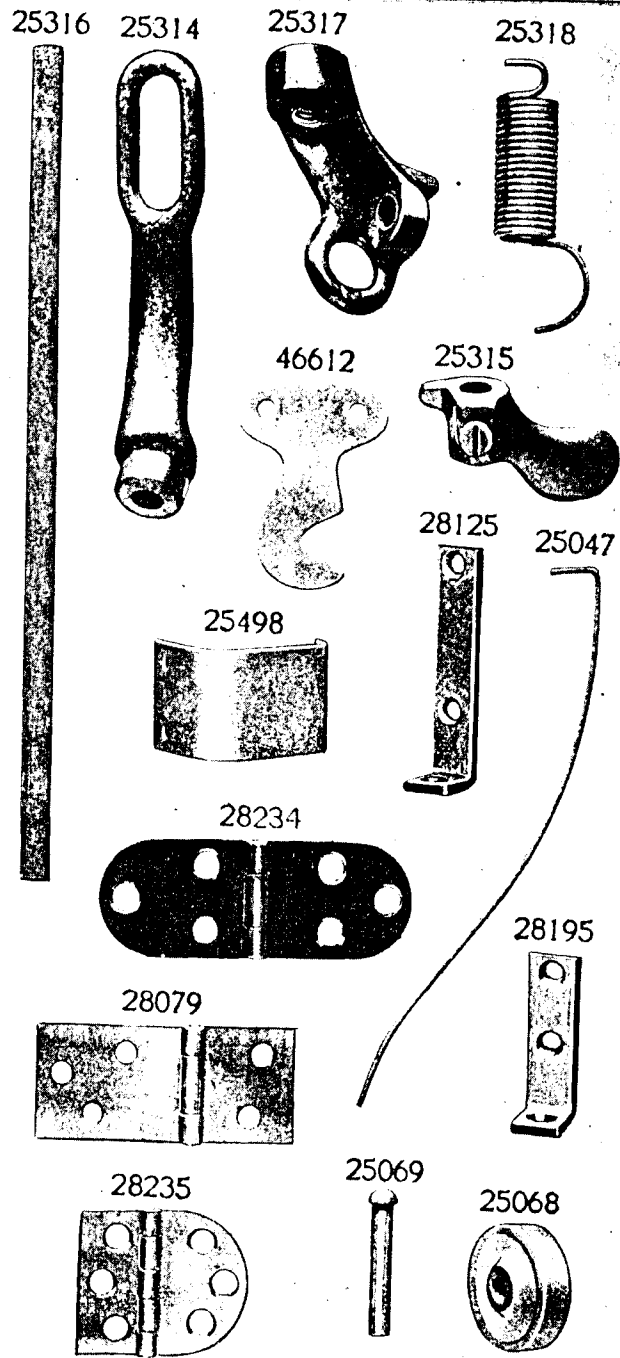


PLATE 6828—ONE-NINTH SIZE

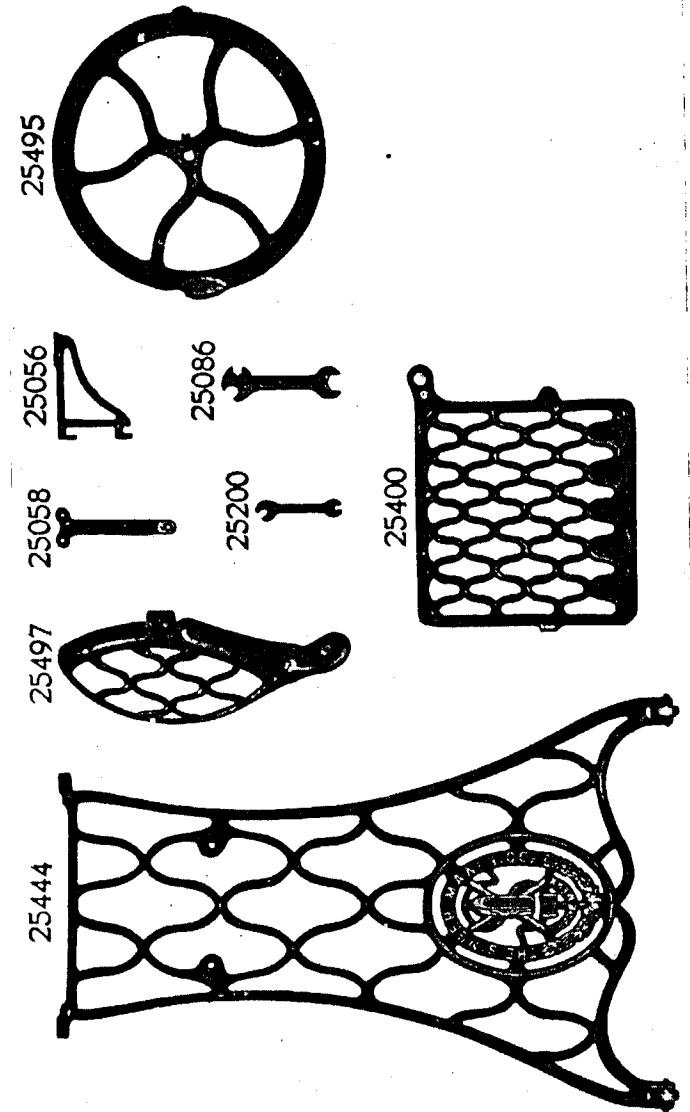


PLATE 6829—ONE-HALF SIZE

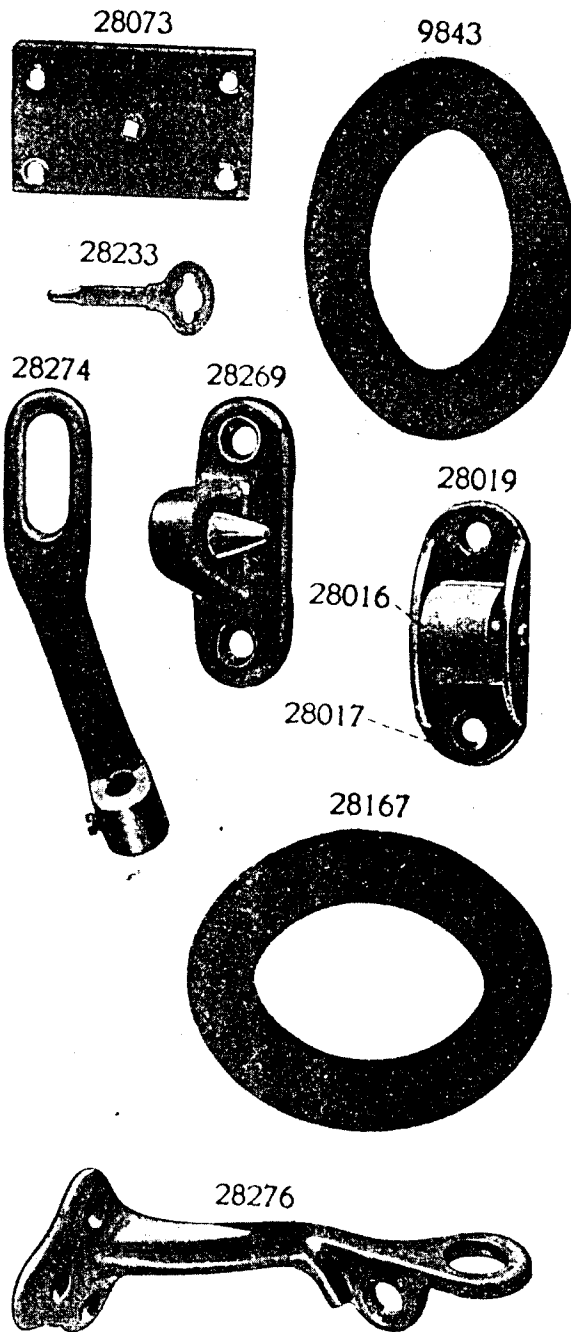


PLATE 6830—FULL SIZE

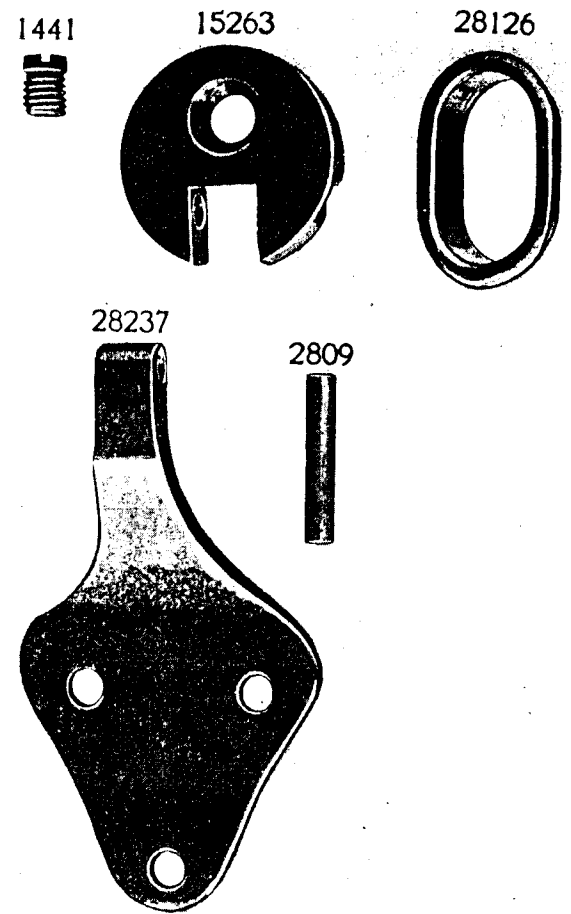


PLATE 6831—FULL SIZE

34075



690



8382



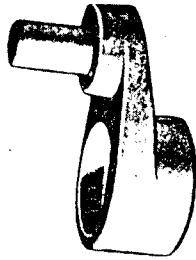
8280




1327



34077



34072



1620



399



8281



8282



240



663



659



45




34073



PLATE 6832—ONE-HALF SIZE

9566



8380



2825.1






PLATE 6833—FULL SIZE

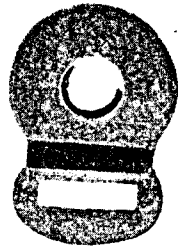
28088



87428



87431



28231



87558



87427



28229




50289



NN83



28183



28182



56251

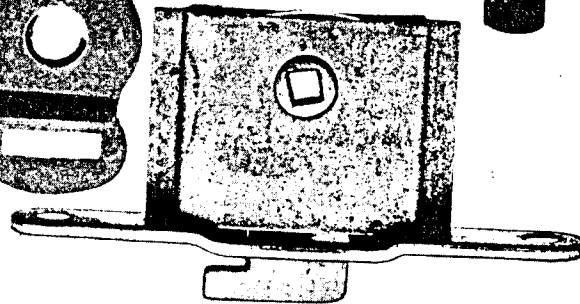


PLATE 6834—ONE-HALF SIZE

34457




PLATE 6835—FULL SIZE

34460



1550



50359




50360



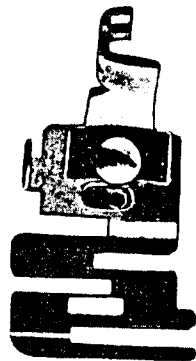
94012



80023



36866



34447

