


**SINGER**  
**22W60**

1118-1

# LIST OF PARTS



## MACHINE No. 22w60

THE SINGER MANUFACTURING COMPANY

## INDEX

---

	PAGE
ACCESSORIES .....	17
BOBBIN WINDER .....	17
FEED DOGS .....	19
FOOT LIFTER .....	18
MACHINE No. 22w60 .....	7
MISCELLANEOUS PARTS .....	22
NUMERICAL LIST OF PARTS .....	25
OBSOLETE PARTS .....	22
THREAD UNWINDER .....	18
THROAT PLATES .....	20

# Instructions for Ordering

In ordering from this list, use **ONLY** the **PART** number in the **FIRST** column.

The number stamped on a Sewing Machine Part is the number of the Single Part only, except when the part includes Set Screws, Clamping Screws, Studs and Rollers Spun on, Small Wires riveted, or Parts soldered together, etc., which it is necessary to furnish in combination.

Every combination of parts sent out has its specific number which, although not stamped on Parts (except in above case), must be used when ordering the combination.

Each number always indicates the **SAME PART** in whatever list it appears, or for whatever Machine.

The letters after some of the numbers indicate the style of finish only, as follows:

- A. Hardened, Polished and Plated.
- B. Polished and Plated.
- C. Hardened only.
- D. Polished only.
- E. Soft, not polished.
- F. Hardened and Polished.
- H. Blued.
- J. Nickel Plated only
- R. Merlized.
- Y. Black Nickel Plated only.

These letters **MUST BE USED** when they appear in the list and **AFTER** the number, as in the list.

In this series

- 200001 to 201500 and 350001 to 351500 are Screw Numbers.
- 201501 to 201800 and 351501 to 351800 are Nut Numbers.
- 201801 to 202000 and 350801 to 352000 are Roller Numbers.
- 202001 to 350000 are Numbers of Machine Parts.


The figures in the second column refer only to the plate in which the illustration of the part is shown and are **NOT TO BE USED** in ordering.

Two or more numbers over a cut indicate that the difference between such parts is not visible in an illustration.

Parts marked with an asterisk (\*) are furnished only when repairs are made at the factory.

## LIST OF PARTS COMPLETE

FOR



## MACHINE No. 22w60

DROP FEED

For Staying Shoes

In gauges from  $\frac{3}{32}$  to  $\frac{1}{2}$  inch

Has guide to keep the presser foot rigidly straight and adjustable flat presser foot spring to assist in rubbing down the seams

No.	Plate	Name
*222218	---	Arm with 200439c, 202036 and 204705
204163	12247	" Cap .....
200278H	12311	" " Screw .....
202248	15652	" " " Washer .....
204235	15652	" Position Pin (2) .....
200963E	12311	" Screw (3) .....
202005	15652	" " Washer (3) .....
203202	15651	" Shaft .....
204705	15653	" " Bushing (front) .....
200439c	12311	" " " Position Screw ..
204440	15651	" " Connection with four 200054E .....

## Parts for Machine No. 22w60

No.	Plate	Name
200054E	12307	Arm Shaft Connection Screw . . . .
202299	—	“ “ Oil Packing (wick) (2)
204805	15651	Balance Wheel, 5½ in. diam. (belt groove 2¾ in. diam.), with 200328c and 200335c . . . . .
200062H	12311	Balance Wheel Adjusting Screw ..
200328c	12311	“ “ Position Screw . . . .
200335c	12311	“ “ Set Screw . . . . .
*203300	—	Bed with 203248, 203249, 203376, two each 200362c, 200516E, 200840E and 202299 . . . . .
202258	15653	Bed Hinge Connection (2) . . . . .
200570E	12311	“ “ “ Screw (4) . . . .
203329	15653	“ Slide (back) . . . . .
203301	15653	“ “ (front) . . . . .
203470	11249	Bobbin (2) . . . . .
*203498	—	“ Case . . . . .
203648	15652	“ “ Latch . . . . .
*202056	—	“ “ “ Pin . . . . .
203473	15652	“ “ “ Plunger . . . . .
203474	15652	“ “ “ Spring . . . . .
203499	11249	“ “ Lever . . . . .
*203476	—	“ “ “ Eccentric . . . . .
204243	15652	“ “ “ “ Position Pin
203506	11249	“ “ “ Fulcrum . . . . .
200056E	10884	“ “ “ “ Screw . . . . .
203478	11249	“ “ “ Slide Stud . . . . .
203214	15652	“ “ Tension Spring . . . . .
200984c	15652	“ “ “ “ Regulat- ing Screw . . . . .
200594c	15652	Bobbin Case Tension Spring Screw
203216	—	“ “ Washer (cloth) . . . . .
203500	11249	Bobbin Case complete, Nos. 200594c, 200984c, 202056, 203214, 203216, 203473, 203474, 203498 and 203648
204533	15651	Face Plate with 200366H, 204730, two each 200368H, 202090, 204281 and three 200397H . . . . .
200053c	12311	Face Plate Screw . . . . .
204730	15652	“ “ Thread Guide . . . . .
200397H	12309	“ “ “ “ Set Screw
204534	—	Face Plate complete, Nos. 200113E, 200135E, 200319c, 200577H, 204277 to 204280, 204330, 204533, 204555, two each 200309E, 204059 and 204272 . . . . .
203303	15653	Feed Bar with 204189 . . . . .
203309	—	“ “ 203303 with 200214E, 201525E and 204200 . . . . .

## Parts for Machine No. 22w60

No.	Plate	Name
200214E	15652	Feed Bar Hinge Screw . . . . .
201525E	15652	“ “ “ “ Nut . . . . .
214124	15652	“ “ Spring . . . . .
204189	12306	“ “ “ Hook . . . . .
211298	11820	“ Dog, for 212006 . . . . .
212571	11872	“ “ “ 212572 . . . . .
236411	11872	“ “ “ 211230 . . . . .
236419	11872	“ “ “ 211233 . . . . .
236423	11872	“ “ “ 211236 . . . . .
212474	11872	“ “ “ 212473 . . . . .
212169	11872	“ “ “ 211241 . . . . .
200106E	12311	“ “ Screw . . . . .
200075E	15652	“ “ Support Screw . . . . .
201535E	15652	“ “ “ “ Nut . . . . .
203233	12247	“ Driving Cam with 200382c and 200437c . . . . .
204192	—	Feed Driving Cam Fork Lever with 204195 and 204293 . . . . .
204193	15653	Feed Driving Cam Fork Lever Con- nection with 200668c and 201525c
204194	15652	Feed Driving Cam Fork Lever Con- nection Clamp with 200031E . . . .
200031E	12311	Feed Driving Cam Fork Lever Con- nection Clamp Pinch Screw . . . .
200668c	15652	Feed Driving Cam Fork Lever Con- nection Clamp Screw Stud . . . . .
201525E	15652	Feed Driving Cam Fork Lever Con- nection Clamp Screw Stud Nut..
200002E	12338	Feed Driving Cam Fork Lever Con- nection Hinge Screw . . . . .
201522E	12338	Feed Driving Cam Fork Lever Con- nection Hinge Screw Nut . . . . .
*204195	—	Feed Driving Cam Fork Lever Shaft . . . . .
204197	12306	Feed Driving Cam Fork Lever Shaft Collar with 200113E . . . . .
200113E	15652	Feed Driving Cam Fork Lever Shaft Collar Set Screw . . . . .
204293	15652	Feed Driving Cam Fork Lever Shaft Position Pin . . . . .
204196	12307	Feed Driving Cam Fork Lever Shaft Sleeve (split) . . . . .
200043c	12311	Feed Driving Cam Fork Lever Shaft Sleeve Set Screw . . . . .
201524E	12338	Feed Driving Cam Fork Lever Shaft Sleeve Set Screw Nut . . . .
204198	11014	Feed Driving Cam Fork Lever com- plete, Nos. 204192 and 204194 . .

## Parts for Machine No. 22w60

No.	Plate	Name
200437c	12311	Feed Driving Cam Position Screw
200382c	15652	" " " " Set Screw .....
204199	15651	" " " " Rock Shaft .....
206554	---	" " " " 204199 with 200002e, 201522e and 204193 .....
202305	12307	Feed Driving Rock Shaft Center (2)
200043c	12311	" " " " " " Set Screw (2) .....
204200	12247	Feed Driving Rock Shaft Crank with 204189 (on left side) and two 200383c .....
200383c	12311	Feed Driving Rock Shaft Crank Set Screw .....
213007	15652	Feed Lifting Cam with 202126 .....
204202	15653	" " " " Fork with 200027e
200027e	12338	" " " " Pinch Screw
202126	15652	" " " " Position Pin .....
200045e	12338	" " " " Screw .....
203305	15653	" " " " Rock Shaft .....
203315	---	" " " " 203305 with 203238 .....
202305	12307	Feed Lifting Rock Shaft Center (2)
200043c	12311	" " " " " " Set Screw (2) .....
202276	15652	Feed Lifting Rock Shaft Slide Block
203238	---	" " " " " " " " 202276 with 200243e and 201531e
200243e	12338	Feed Lifting Rock Shaft Slide Block Hinge Screw .....
201531e	15652	Feed Lifting Rock Shaft Slide Block Hinge Screw Nut .....
204206	12306	Feed Regulating Handle .....
204207	15653	" " " " 204206 with 200098e, 202622, 204208 to 204210, 204213 and 204925 .....
204208	12307	Feed Regulating Handle Adjustable Stop .....
200098e	12307	Feed Regulating Handle Adjustable Stop Screw .....
204925	12306	Feed Regulating Handle Adjustable Stop Screw Washer .....
204209	12307	Feed Regulating Handle Position Pin .....
204210	12306	Feed Regulating Handle Shaft .....
204211	12306	" " " " " " Crank with 200098e .....
204212	12307	Feed Regulating Handle Shaft Crank Link .....

## Parts for Machine No. 22w60

No.	Plate	Name
200271e	12311	Feed Regulating Handle Shaft Crank Link Hinge Screw (lower)
200291e	12307	Feed Regulating Handle Shaft Crank Link Hinge Screw (upper)
200098e	12307	Feed Regulating Handle Shaft Crank Set Screw .....
204213	12307	Feed Regulating Handle Shaft Sleeve (split) .....
200362c	12311	Feed Regulating Handle Shaft Sleeve Set Screw .....
202622	12306	Feed Regulating Handle Shaft Sleeve Washer .....
202036	12338	Feed Regulating Stop Pin .....
204214	---	Feed Regulating Handle complete, Nos. 200291e, 204207, 204211 and 204212 .....
227467	15651	Foot Lifter Lifting Lever (short) ..
227468	---	" " " " 227467 with 200242h .....
227191	---	Foot Lifter Lifting Lever 227468 with 227318 .....
200242h	15652	Foot Lifter Lifting Lever Hinge Screw .....
227308	15653	Foot Lifter Lifting Lever Rod with 202302 .....
227318	---	Foot Lifter Lifting Lever Rod 227308 with 206628, 227227 and 227576 .....
204126	15652	Foot Lifter Lifting Lever Rod Clamp with two 200530c .....
227316	15652	Foot Lifter Lifting Lever Rod Clamp Hook .....
227576	---	Foot Lifter Lifting Lever Rod Clamp Hook 227316 with 204126..
200530c	15652	Foot Lifter Lifting Lever Rod Clamp Set Screw .....
202302	12306	Foot Lifter Lifting Lever Rod Cotter Pin .....
206628	15655	Foot Lifter Lifting Lever Rod Spring .....
227227	15655	Foot Lifter Lifting Lever Rod Spring Collar with 200113e .....
200113e	15652	Foot Lifter Lifting Lever Rod Spring Collar Set Screw .....
200157b	12338	Guide Screw .....
230702	15655	" " Slide (lower) .....
222232	15655	" " " " .....
230703	15655	" " (upper) .....
222233	15655	" " " " .....

## Parts for Machine No. 22w60

No.	Plate	Name
200177D	15655	Guide Slide (upper) Screw .....
226071	15655	" Washer .....
230704	15655	Guide (adjustable) complete, for strips from $\frac{3}{8}$ to $\frac{1}{2}$ in., Nos. 200177D, 230702 and 230703 .....
222234	15655	Guide (adjustable) complete, for strips from $\frac{1}{8}$ to $\frac{7}{8}$ in., Nos. 200177D, 222232 and 222233 .....
*203482	-----	Hook (sewing) .....
203483	11249	" 203482 with 201253E, 201376E and 203251 .....
203503	-----	Hook and Bobbin Case complete, Nos. 203483 and 203500 .....
213810	11249	Hook Bevel Gear Socket, 24 teeth
200555H	15655	" " " " Screw ...
203242	12247	" " Pinion, 24 teeth, with two 200383C (2) .....
200383C	12311	Hook Bevel Pinion Set Screw ....
203306	15653	" Counter Shaft .....
203244	15655	" " " Collar with two 200393C .....
200393C	15655	Hook Counter Shaft Collar Set Screw .....
203245	15654	Hook Counter Shaft Driving Gear, 44 teeth, with 200362C and 200439C
213157	12247	Hook Counter Shaft Driving Gear 203245 with 200045E and 213007 ..
200439C	12311	Hook Counter Shaft Driving Gear Position Screw .....
200362C	12311	Hook Counter Shaft Driving Gear Set Screw .....
203246	12247	Hook Counter Shaft Gear, 22 teeth, with two 200383C .....
200383C	12311	Hook Counter Shaft Gear Set Screw
202299	-----	" " " Oil Packing (wick) .....
200840E	12311	Hook Counter Shaft Oil Packing (wick) Stop Screw .....
203247	15651	Hook Driving Shaft .....
203248	15654	" " " Bearing with 202299 .....
202299	-----	Hook Driving Shaft Bearing Oil Packing (wick) .....
202126	15652	Hook Driving Shaft Bearing Position Pin .....
200516E	12311	Hook Driving Shaft Bearing Screw
203249	12247	" " " Bushing (eccentric) .....

## Parts for Machine No. 22w60

No.	Plate	Name
202299	-----	Hook Driving Shaft Bushing Oil Packing (wick) .....
200362C	12311	Hook Driving Shaft Bushing Set Screw .....
213141	15655	Hook Driving Shaft Collar with two 200393C .....
200393C	15655	Hook Driving Shaft Collar Set Screw .....
203251	15655	Hook Gib .....
201376E	15655	" " Hinge Screw .....
201253E	15655	" " Screw .....
203508	11249	" Saddle (left or right) with 200056E .....
200006E	12307	Hook Saddle Screw (4) .....
202622	12306	" " " Washer (4) ....
213018	11249	" Washer with 203476 and two 201243 .....
203509	11249	Hook Saddle (left or right) complete, Nos. 200555H, 203478, 203499, 203503, 203506, 203508, 213018 and 213810 .....
203510	11249	Hook Saddle Combination (left and right) complete, Nos. two 203509
231390	15654	Needle Bar (hollow) .....
204248	12307	" " Connecting Link .....
260658C	12307	" " " " Hinge Screw Stud .....
201519E	12307	Needle Bar Connecting Link Hinge Screw Stud Nut .....
204249	15655	Needle Bar Connecting Stud with 200072C and 202277 .....
202277	-----	Needle Bar Connecting Stud Oil Packing (wick) .....
200072C	15655	Needle Bar Connecting Stud Pinch Screw .....
204326	12338	Needle Bar Packing Cord (2) .....
200504E	15655	" " Screw Bushing (lower)
200503B	15655	" " " " (upper)
231383	15655	" Holder, in gauges from $\frac{3}{8}$ to $\frac{1}{2}$ in., in steps of $\frac{1}{16}$ in., with 201030E and two 200141E .....
201030E	15655	Needle Holder Screw .....
200141E	15655	" Set Screw .....
206068	15654	Presser Bar (hollow) with two 200074E .....
213046	15654	Presser Bar Extension Hanger ....
213047	15656	" " " " Collar with 200113E .....

## Parts for Machine No. 22w60

No.	Plate	Name
200113F	15652	Presser Bar Extension Hanger Collar Set Screw .....
200057H	15656	Presser Bar Extension Hanger Screw .....
200045E	12338	Presser Bar Extension Hanger Screw .....
204252	15656	Presser Bar Lifter .....
200550C	12311	" " " Hinge Screw ....
213049	15656	" " Lifting Bracket with 200086C .....
200086C	15656	Presser Bar Lifting Bracket Pinch Screw .....
204254	12307	Presser Bar Lifting Bracket Position Guide .....
200362C	12311	Presser Bar Lifting Bracket Position Guide Set Screw .....
204327	12306	Presser Bar Packing Washer (felt)
200504E	15655	" " Screw Bushing (lower)
204258	15656	" " Spring (heavy) .....
200491B	12247	" " Thumb Screw (pressure regulating) .....
229292	15657	Presser Foot with 229291, 229298 and four 200172H, adjustable, from $\frac{3}{8}$ to $\frac{1}{2}$ inch .....
229297	15657	Presser Foot with 229291, 229298 and four 200172H, adjustable, from $\frac{1}{4}$ to $\frac{3}{8}$ inch .....
229304	15657	Presser Foot with 229291, 229298 and four 200172H, adjustable, from $\frac{13}{32}$ to $\frac{1}{2}$ inch .....
229291	15657	Presser Foot Needle Guide (left) ..
229298	15657	" " " " (right) ..
200172H	15657	" " " " Screw ..
200074F	15658	" " Screw .....
213045	11014	" " Spring .....
213048	11014	" " Bracket with 213722 .....
200262H	12306	Presser Foot Spring Bracket Screw
213722	15658	" " " Pin .....
200456D	15658	" " " Thumb Screw
201598C	15658	" " " " " "
		Wing Nut .....
213006	15656	Take-up Cam with 200335C, 200383C, 200430C, 200658C and 201519E .....
203172	12307	Take-up Cam Friction Washer ....
200430C	12311	" " Position Screw .....
200383C	12311	" " " " Check Screw .....

## Parts for Machine No. 22w60

No.	Plate	Name
200335C	12311	Take-up Cam Set Screw .....
203311	15656	" Lever .....
221454	----	" " 203311 with 204263 ...
204263	15656	" " Bearing with 204264 ..
204264	12306	" " " Position Pin ..
200042F	12311	" " " Screw .....
201816	12307	" " Roller .....
203312	15656	Take-up Lever complete, Nos. 200042F, 201816 and 221454 .....
244048	12309	Tension Disc .....
202090	12309	" " Position Pin .....
204555	12338	" Release Lever .....
200309E	12309	" " " Screw .....
202075	15656	" " Plunger .....
208489	15656	" " Slide .....
206608	15656	" " " Spring .....
202407	10881	" Spring .....
200632B	12309	" Stud .....
200397H	12309	" " Set Screw .....
201572B	10881	" Thumb Nut .....
204271	12309	" Washer .....
204272	12309	Tension complete, Nos. 200632B, 201572B, 202075, 202407, 204271 and two 244048 .....
204273	----	Thread Controller Adjusting Collar with 200684H (for Presser Bar) ..
200684H	15656	Thread Controller Adjusting Collar Screw .....
204274	12309	Thread Controller Plate .....
200577H	12311	" " " Screw ....
202098	12309	" " Roller .....
204275	12309	" " " Guard .....
202084	12309	" " " " Washer .....
200300C	12309	" " " Screw .....
204276	12309	" " Spring .....
204333	12309	" " " Guard .....
200581H	12309	" " " " Screw ..
204277	12309	" " " Stop .....
204278	12309	" " " " Driving Gear .....
200319C	12309	Thread Controller Spring Stop Driving Gear Hinge Screw .....
200135E	12309	Thread Controller Spring Stop Screw .....
204279	12309	Thread Controller Spring Stud with 204925 .....
200366H	12309	Thread Controller Spring Stud Set Screw .....

## Parts for Machine No. 22w60

No.	Plate	Name
204925	12306	Thread Controller Spring Stud Washer .....
205987	12309	Thread Controller complete, Nos. 200300c, 200581n, 202084, 202098, 204274, 204275 and 204333 .....
204280	12309	Thread Controller and Spring complete, Nos. 204276 and 205987 ..
204556	15656	Thread Guide .....
203313	15656	" " .....
204329	—	" Oiler (felt) .....
204330	15656	" " Bracket with 204329 ..
200113F	15652	" " " Screw .....
204281	12309	" Retainer Guide Wire .....
202091	12309	" " Sleeve .....
202092	12309	" " Spring .....
204058	12309	" " Stud .....
200368H	12309	" " " Set Screw .....
204059	12309	Thread Retainer complete, Nos. 202091, 202092 and 204058 .....
212006	15660	Throat Plate, 50 needle hole, for needle sizes 14 and 15, in gauges $\frac{3}{32}$ , $\frac{1}{8}$ and $\frac{5}{32}$ in., for 211298 .....
212572	11820	Throat Plate, 50 needle hole, for needle sizes 14 and 15, in gauges $\frac{3}{16}$ and $\frac{1}{4}$ in., for 212571 .....
211230	11820	Throat Plate, 50 needle hole, for needle sizes 14 and 15, in gauges $\frac{1}{4}$ and $\frac{5}{16}$ in., for 236411 .....
211233	11820	Throat Plate, 50 needle hole, for needle sizes 14 and 15, in $\frac{5}{16}$ in. gauge, for 236419 .....
211236	11821	Throat Plate, 50 needle hole, for needle sizes 14 and 15, in gauges $\frac{3}{16}$ and $\frac{1}{4}$ in., for 236423 .....
212473	11821	Throat Plate, 50 needle hole, for needle sizes 14 and 15, in gauges $\frac{3}{16}$ and $\frac{1}{4}$ in., for 212474 .....
211241	11821	Throat Plate, 50 needle hole, for needle sizes 14 and 15, in gauges $\frac{3}{16}$ and $\frac{1}{4}$ in., for 212169 .....
200161D	12319	Throat Plate Clamp Screw .....
203376	15656	" " Position Pin .....
200577H	12311	" " Screw .....

## ACCESSORIES

No.	Plate	Name
203470	11249	Bobbin (2) .....
*225482	—	" Case Screw Driver Blade ..
*225483	—	" " " " Handle ..
225497	12345	Bobbin Case Screw Driver complete, Nos. 225482 and 225483 .....
128 x 4	—	Needles, four each, sizes 11, 12 and 13 .....
228213	—	Drip Pan with four 1 in. wire nails
41400	12345	Machine Rest Pin (wood) .....
120342	12345	Oiler (copper plated) with 120343..
120343	12345	" Spout, $3\frac{1}{2}$ in. long .....
*225484	—	Screw Driver Blade .....
*225485	—	" " Handle .....
225498	12345	Screw Driver complete (7 $\frac{1}{2}$ in. long), Nos. 225484 and 225485 ..
225554	12345	Wrench (steel) .....

## BOBBIN WINDER

## Swing Automatic, Right Hand

225453	10884	Frame with 202277 and 225438 ....
225454	10884	" Hinge Pin .....
202277	—	" Oil Packing (wick) .....
225438	10884	" " Well Cap .....
225455	10884	" Spring .....
225456	10884	" " Plunger .....
202473	10885	Pulley with 200380c .....
200380c	12319	" Set Screw .....
225381	10884	Spindle .....
225444	10884	Stop Latch .....
200056E	10884	" " Screw .....
225458	10884	" " Thumb Lever .....
225459	10884	" " " " Hinge Stud
225459	10884	" " " " Joint Stud
202478	10884	" " Trip Lever .....
200299H	10884	" " " " Hinge Screw
225461	10881	Tension Bracket with 201499B ....
200082D	10881	" " Screw .....
228026	10884	" " " Washer .....
2102	10881	" Disc .....
202407	10881	" Spring .....
201499B	10881	" Stud .....
201572B	10881	" Thumb Nut .....



## Accessories

No.	Plate	Name
225462	10881	Bobbin Winder Tension Bracket complete, Nos. 201572b, 202407, 225461 and two 2102 .....
225433	10885	Bobbin Winder and Tension Bracket Base .....
225382	10885	Universal Bobbin Winder complete, Nos. 200056e, 200082b, 200299n, 202473, 202478, 225381, 225433, 225444, 225453 to 225456, 225458, 225462, 228026, two each 225459 and wood screws $\frac{3}{4}$ in., No. 12, R.H.B. ....

## THREAD UNWINDER

225323	14083	Spool Rest (for one spool) with 201018c .....
225325	14083	Spool Rest (for two spools) with 201018c .....
225388	14083	Spool Rest Rod .....
200383c	12311	" " " Set Screw .....
201018c	15658	" " " Set Screw .....
202490	14083	" Stand with 200383c .....
225391	14083	Thread Guide .....
201696j	15658	" " Lock Nut .....
225326	15658	" " Position Cup .....
225324	14083	" " Rod with 208e and 225322 .....
208e	15658	Thread Guide Rod Screw .....
225322	15658	" " " Washer .....
225397	14083	Thread Unwinder (for three spools) complete, Nos. 201696j, 202490, 225323 to 225326, 225388, three each 225391 and wood screws $\frac{3}{4}$ in., No. 12 .....

## FOOT LIFTER

227952	11127	Foot Lifter Lever (left or right) with 227954 .....
227678	11127	Foot Lifter Lever Chain, 48 in. long, with 202784 .....
227954	15658	Foot Lifter Lever Chain Hook (lower) .....
202784	15658	Foot Lifter Lever Chain Hook (upper) .....

## Accessories

No.	Plate	Name
225016	15658	Foot Lifter Lever Hinge Pin .....
227953	11127	" " " Stand with two wood screws 1 in., No. 12 .....
227955	11127	Foot Lifter Lever (left or right) complete, Nos. 225016, 227678, 227952 and 227953 .....

## FEED DOGS

211298	11820	Feed Dog, for 211199, 211299 and 212006 .....
211995	11820	Feed Dog, for 211199, 211299 and 212006 .....
212161	15659	Feed Dog, for 212190 .....
212162	15659	" " " 211180 .....
212169	11872	" " " 211240, 211241 and 212201 .....
212474	11872	Feed Dog, for 211238, 211239 and 212473 .....
212571	11872	Feed Dog, for 211200, 212572 and 212573 .....
222267	11872	Feed Dog, for 222263 and 222265 ..
222268	11872	" " " 222264 and 222266 ..
236411	11872	" " " 211229 to 211231 ..
236419	11872	" " " 211232 to 211234 ..
236423	11872	" " " 211235 to 211237 ..

## THROAT PLATES

No.	Plate	Name
211199	11820	Throat Plate, 46 needle hole, for needle sizes 16 and 18, in gauges $\frac{3}{32}$ and $\frac{1}{4}$ in., for 211298 and 211995
211299	11820	Throat Plate, 53 needle hole, for needle sizes 12 and 13, in gauges $\frac{3}{32}$ , $\frac{1}{4}$ and $\frac{5}{32}$ in., for 211298 and 211995
212006	15660	Throat Plate, 50 needle hole, for needle sizes 14 and 15, in gauges $\frac{3}{32}$ , $\frac{1}{4}$ and $\frac{5}{32}$ in., for 211298 and 211995
212190	15659	Throat Plate, 50 needle hole, for needle sizes 14 and 15, in gauges $\frac{3}{32}$ , $\frac{1}{4}$ and $\frac{5}{32}$ in., for 212161
211180	15659	Throat Plate, 50 needle hole, for needle sizes 14 and 15, in gauges $\frac{1}{4}$ , $\frac{5}{32}$ and $\frac{3}{16}$ in., for 212162
211240	11821	Throat Plate, 53 needle hole, for needle sizes 12 and 13, in gauges $\frac{1}{16}$ and $\frac{1}{8}$ in., for 212169
211241	11821	Throat Plate, 50 needle hole, for needle sizes 14 and 15, in gauges $\frac{1}{16}$ and $\frac{1}{8}$ in., for 212169
212201	11821	Throat Plate, 46 needle hole, for needle sizes 16 and 18, in gauges $\frac{1}{16}$ and $\frac{1}{8}$ in., for 212169
211238	11821	Throat Plate, 53 needle hole, for needle sizes 12 and 13, in gauges $\frac{1}{16}$ and $\frac{1}{8}$ in., for 212474
211239	11821	Throat Plate, 46 needle hole, for needle sizes 16 and 18, in gauges $\frac{1}{16}$ and $\frac{1}{8}$ in., for 212474
212473	11821	Throat Plate, 50 needle hole, for needle sizes 14 and 15, in gauges $\frac{1}{16}$ and $\frac{1}{8}$ in., for 212474
211200	11820	Throat Plate, 46 needle hole, for needle sizes 16 and 18, in gauges $\frac{3}{32}$ and $\frac{1}{4}$ in., for 212571
212572	11820	Throat Plate, 50 needle hole, for needle sizes 14 and 15, in gauges $\frac{3}{32}$ and $\frac{1}{4}$ in., for 212571
212573	11820	Throat Plate, 53 needle hole, for needle sizes 12 and 13, in gauges $\frac{3}{32}$ and $\frac{1}{4}$ in., for 212571

## Throat Plates

No.	Plate	Name
222263	15660	Throat Plate, 50 needle hole, for needle sizes 14 and 15, in gauges $\frac{3}{32}$ , $\frac{1}{4}$ and $\frac{5}{32}$ in., for 222267
222265	15660	Throat Plate, 50 needle hole, for needle sizes 14 and 15, in gauges $\frac{3}{32}$ , $\frac{1}{4}$ and $\frac{5}{32}$ in., for 222267
222264	15660	Throat Plate, 50 needle hole, for needle sizes 14 and 15, in gauges $\frac{3}{32}$ and $\frac{5}{32}$ in., for 222268
222266	15660	Throat Plate, 50 needle hole, for needle sizes 14 and 15, in gauges $\frac{3}{32}$ and $\frac{5}{32}$ in., for 222268
211229	11820	Throat Plate, 53 needle hole, for needle sizes 12 and 13, in gauges $\frac{1}{8}$ and $\frac{3}{16}$ in., for 236411
211230	11820	Throat Plate, 50 needle hole, for needle sizes 14 and 15, in gauges $\frac{1}{8}$ and $\frac{3}{16}$ in., for 236411
211231	11820	Throat Plate, 46 needle hole, for needle sizes 16 and 18, in gauges $\frac{3}{32}$ and $\frac{1}{4}$ in., for 236411
211232	11820	Throat Plate, 53 needle hole, for needle sizes 12 and 13, in gauges $\frac{3}{32}$ and $\frac{1}{8}$ in., for 236419
211233	11820	Throat Plate, 50 needle hole, for needle sizes 14 and 15, in gauges $\frac{3}{32}$ and $\frac{1}{8}$ in., for 236419
211234	11820	Throat Plate, 46 needle hole, for needle sizes 16 and 18, in gauges $\frac{3}{32}$ and $\frac{1}{8}$ in., for 236419
211235	11821	Throat Plate, 53 needle hole, for needle sizes 12 and 13, in gauges $\frac{1}{16}$ and $\frac{1}{8}$ in., for 236423
211236	11821	Throat Plate, 50 needle hole, for needle sizes 14 and 15, in gauges $\frac{1}{16}$ and $\frac{1}{8}$ in., for 236423
211237	11821	Throat Plate, 46 needle hole, for needle sizes 16 and 18, in gauges $\frac{1}{16}$ and $\frac{1}{8}$ in., for 236423

## MISCELLANEOUS PARTS

Used in conjunction with Thread Unwinder

No.	Plate	Name
60913	14083	Spool Weight with 60914 .....
60914	---	" " Center Pin .....
225377	14083	" Wire for small spools .....
27739	15654	Thread Cone (wood) .....

## OBSOLETE PARTS

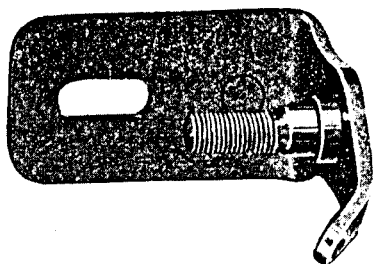
202470	12320	Bobbin Winder Base .....
202471	12320	" " Frame .....
200221D	12319	" " " Hinge Screw ..
202472	12319	" " " Spring .....
200161D	12319	" " " " Screw ..
202474	12320	" " Spindle .....
227522	12319	" " Stop Latch .....
202477	12319	" " " " Thumb Lever .....
200299H	10884	Bobbin Winder Stop Latch Thumb Lever Hinge Screw .....
200299H	10884	Bobbin Winder Stop Latch Thumb Lever Joint Screw .....
201537H	12319	Bobbin Winder Stop Latch Thumb Lever Joint Screw Nut .....
227523	12320	Bobbin Winder complete, Nos. 200056E, 200161D, 200221D, 201537H, 202470 to 202474, 202477, 202478, 227522, three 200299H and two round head wood screws $\frac{3}{4}$ in., No. 12 .....

## Obsolete Parts

No.	Plate	Name
202480	12320	Bobbin Winder Spool Holder Base with 200355H and 202484 .....
202481	12320	Bobbin Winder Spool Holder Base Spool Pin .....
202482	12319	Bobbin Winder Spool Holder Ten- sion Disc (lower or upper) .....
200011D	12319	Bobbin Winder Spool Holder Ten- sion Disc Screw .....
200355H	12319	Bobbin Winder Spool Holder Ten- sion Disc Screw Set Screw .....
202483	12319	Bobbin Winder Spool Holder Ten- sion Disc Spring (brass) .....
202484	12319	Bobbin Winder Spool Holder Ten- sion Disc Thread Guide .....
202485	12320	Bobbin Winder Spool Holder com- plete, Nos. 200011D, 202480, 202481, 202483, two 202482 and one wood screw 1 in., No. 13 .....
227524	---	Bobbin Winder and Spool Holder complete, Nos. 202485 and 227523
211638	11872	Feed Dog, for 212164 .....
211662	11872	" " " 211993 .....
211993	15659	Throat Plate, 50 needle hole, for needle sizes 14 and 15, in gauges $\frac{3}{32}$ and $\frac{1}{16}$ in., for 211662 .....
212164	15659	Throat Plate, 50 needle hole, for needle sizes 14 and 15, in gauges $\frac{5}{32}$ , $\frac{1}{8}$ and $\frac{3}{16}$ in., for 211638 .....

PLATE 10881—FULL SIZE

225461




200082




202104



2102



225462



202407



201499



201572



PLATE 10884—FULL SIZE

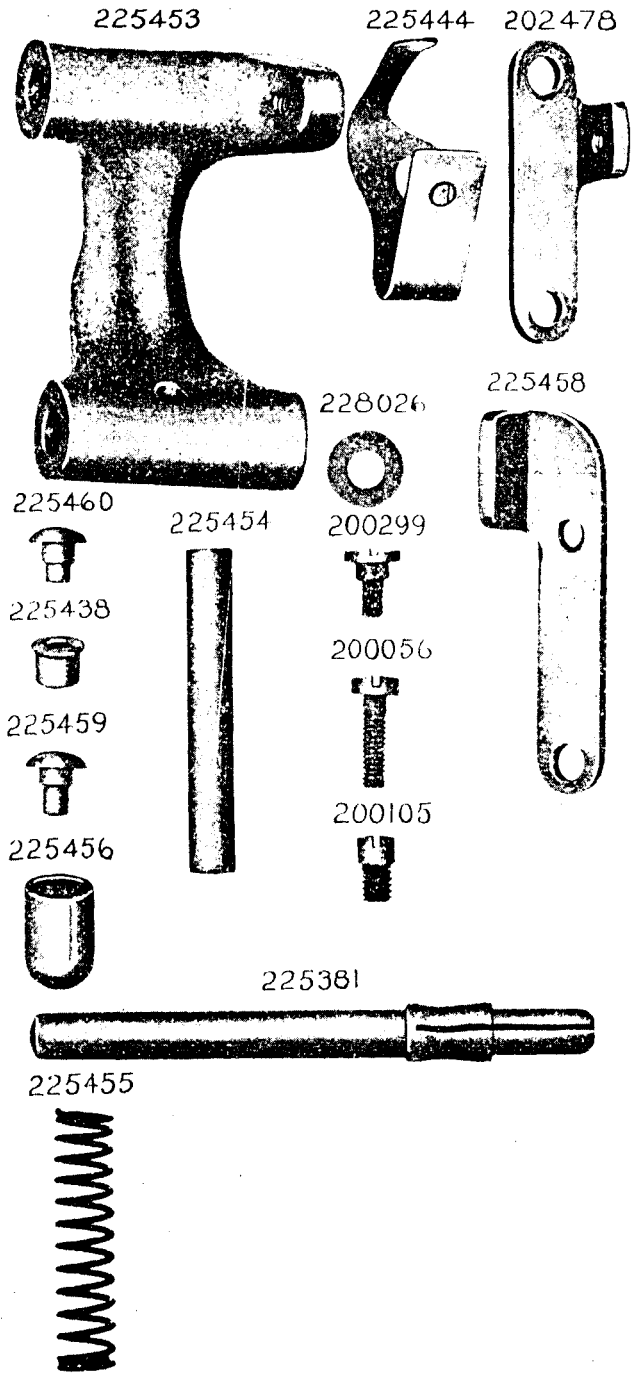


PLATE 10885—ONE-FOURTH SIZE




PLATE 11014—ONE HALF SIZE

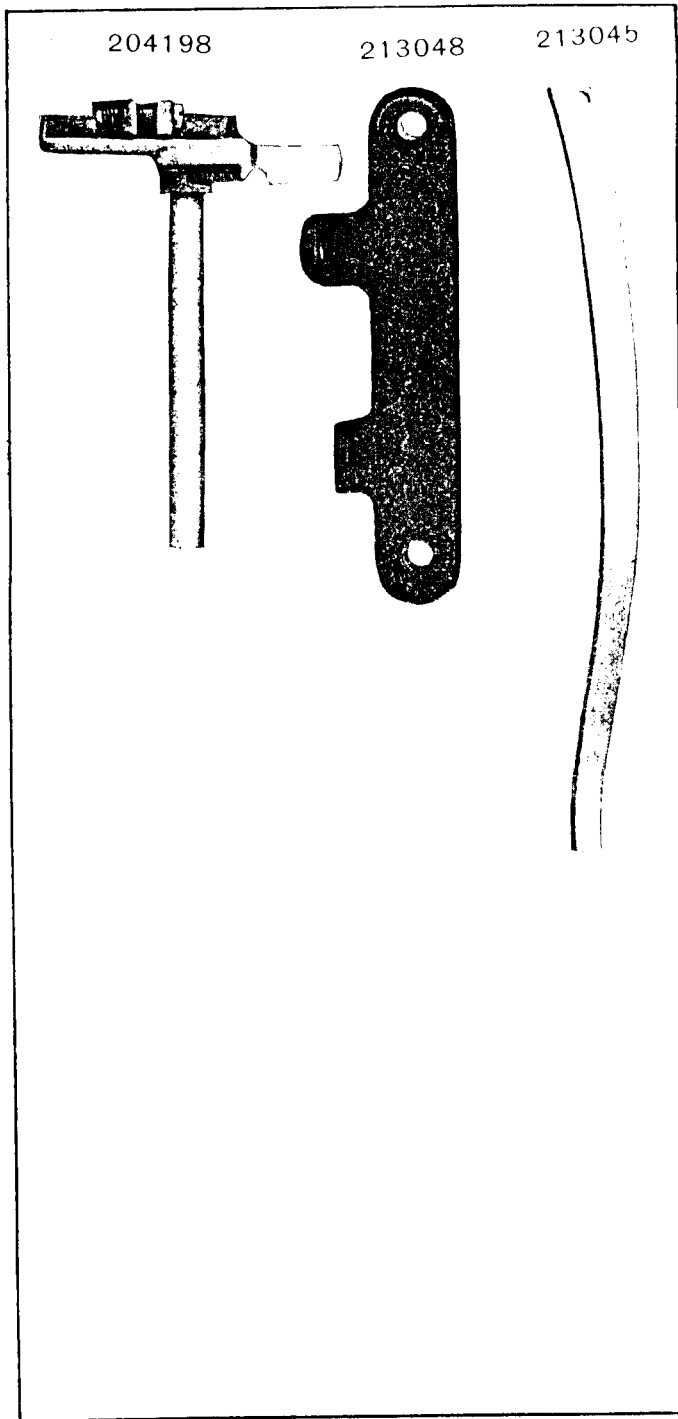


PLATE 11127—ONE-FOURTH SIZE

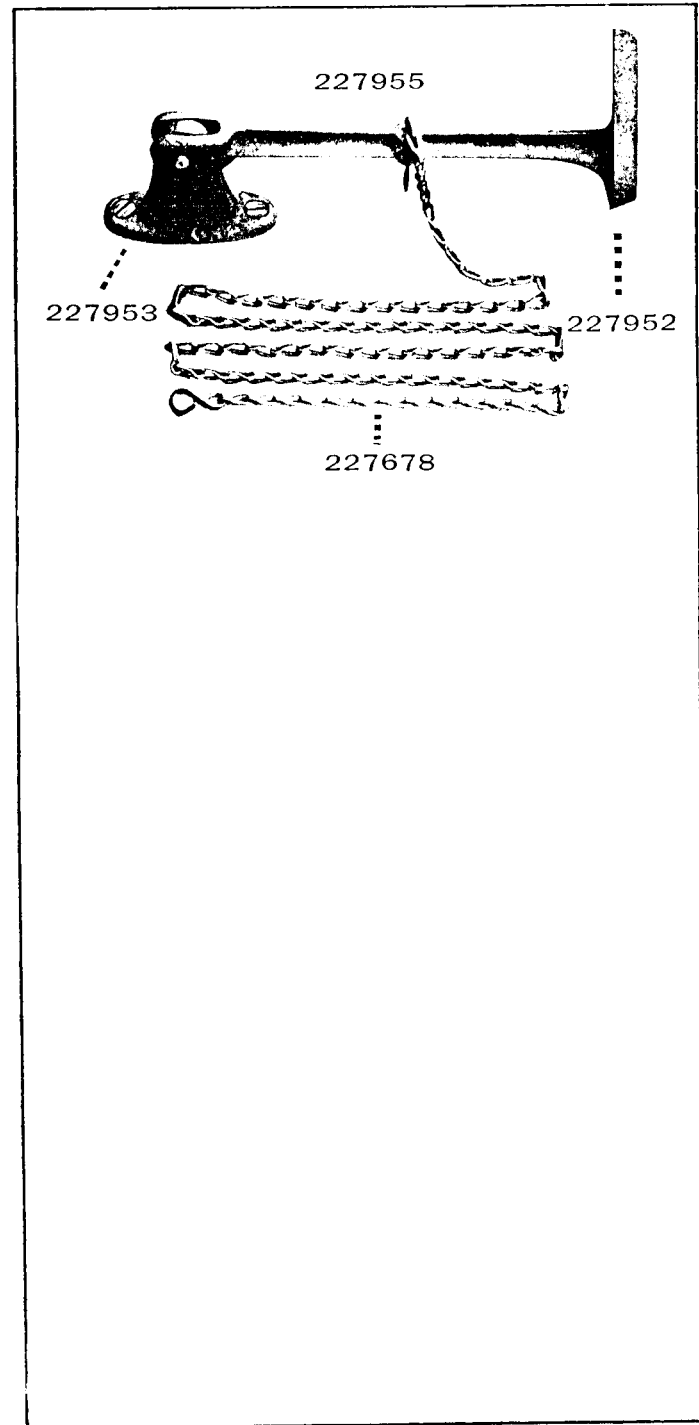




PLATE 11249—ONE-HALF SIZE

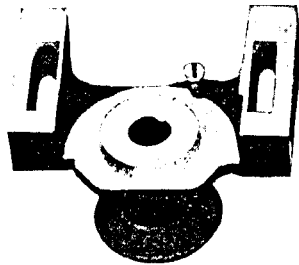
203509



203509



203508



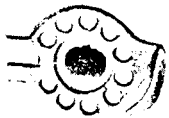
203483



203510

№ 8 OUTFIT

203499



213018



213018



203506



203470



203500



203478




213810




PLATE 11820—FULL SIZE

211229



211232



211230

211231

211233

211234

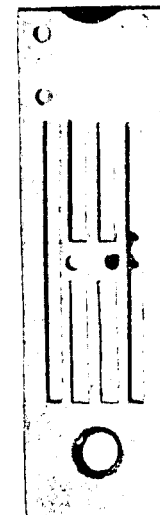
211298



211200

212572

212573



211199

211299

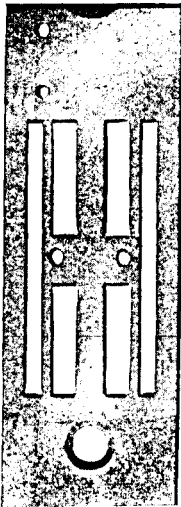


211995

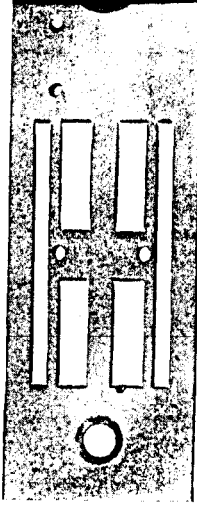


PLATE 11821 -FULL SIZE

211235  
211236  
211237



211238  
211239  
212473



211240  
211241  
212201

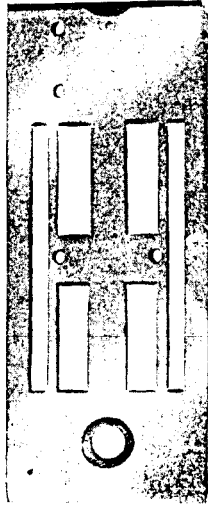

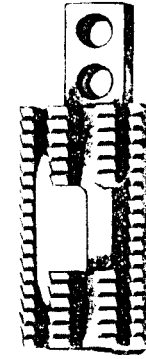


PLATE 11872 -FULL SIZE

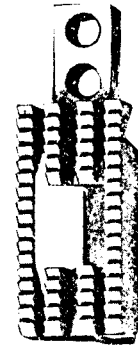
236411




236419




211638




211662




236423



212169



212474



212571



222267



222268





PLATE 12247—FULL SIZE

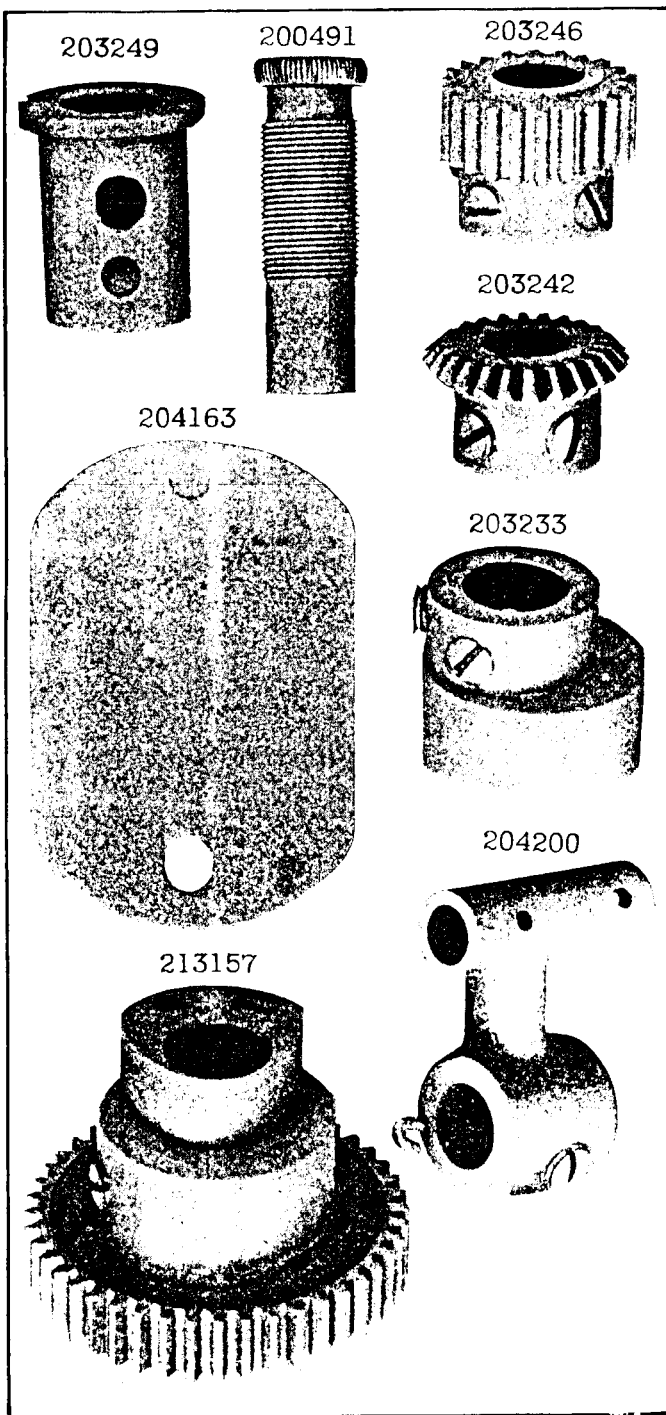


PLATE 12306—FULL SIZE

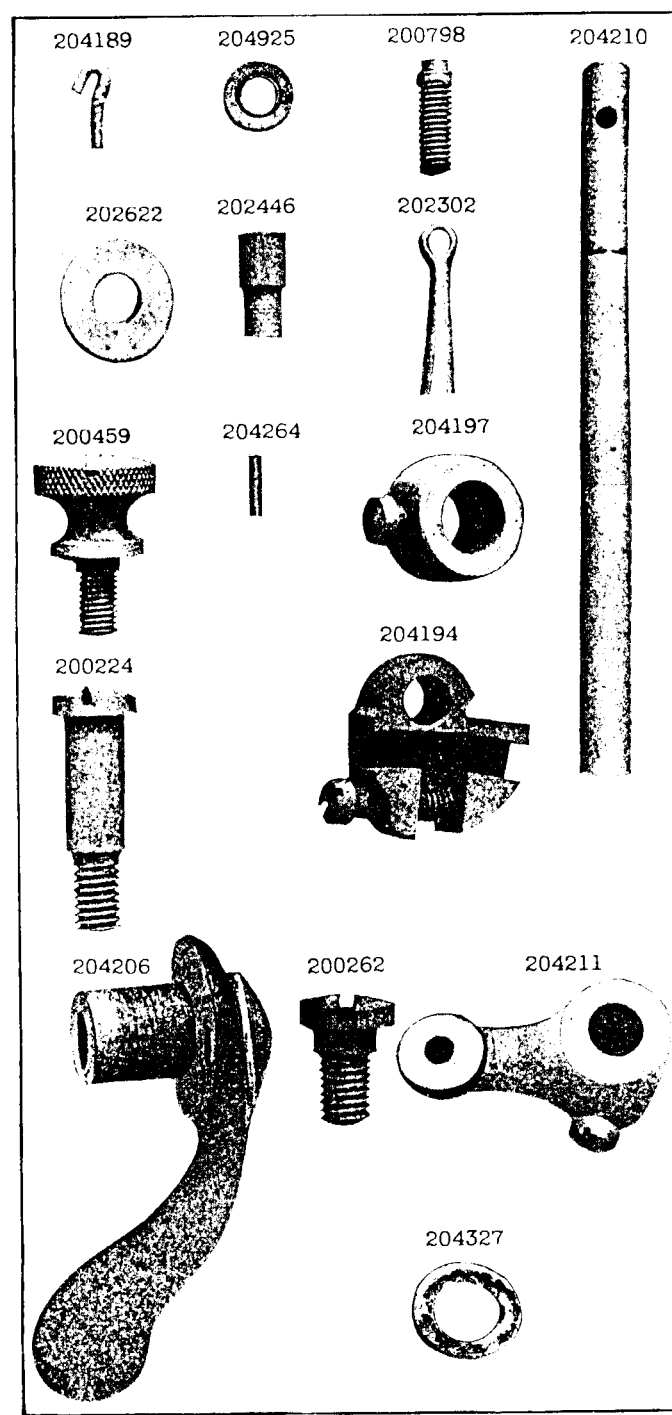


PLATE 12307—FULL SIZE

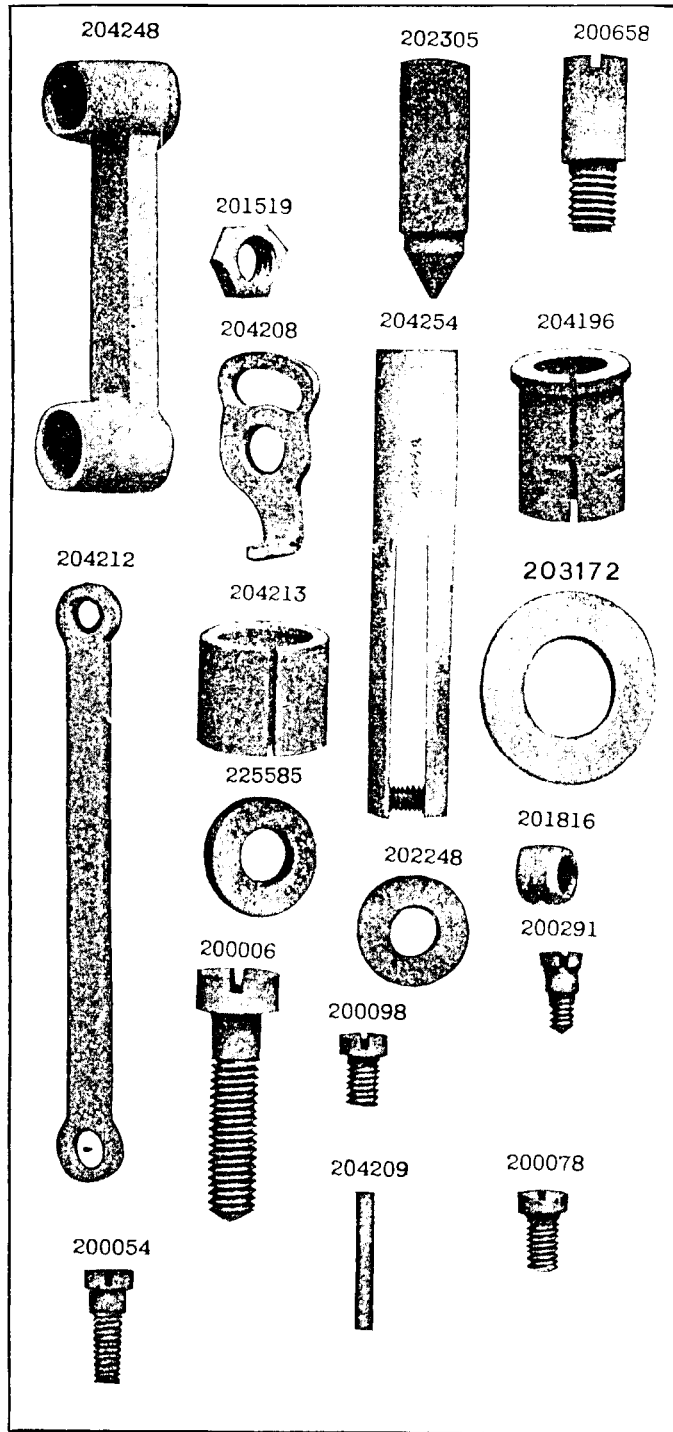


PLATE 12309—FULL SIZE




PLATE 12311—FULL SIZE

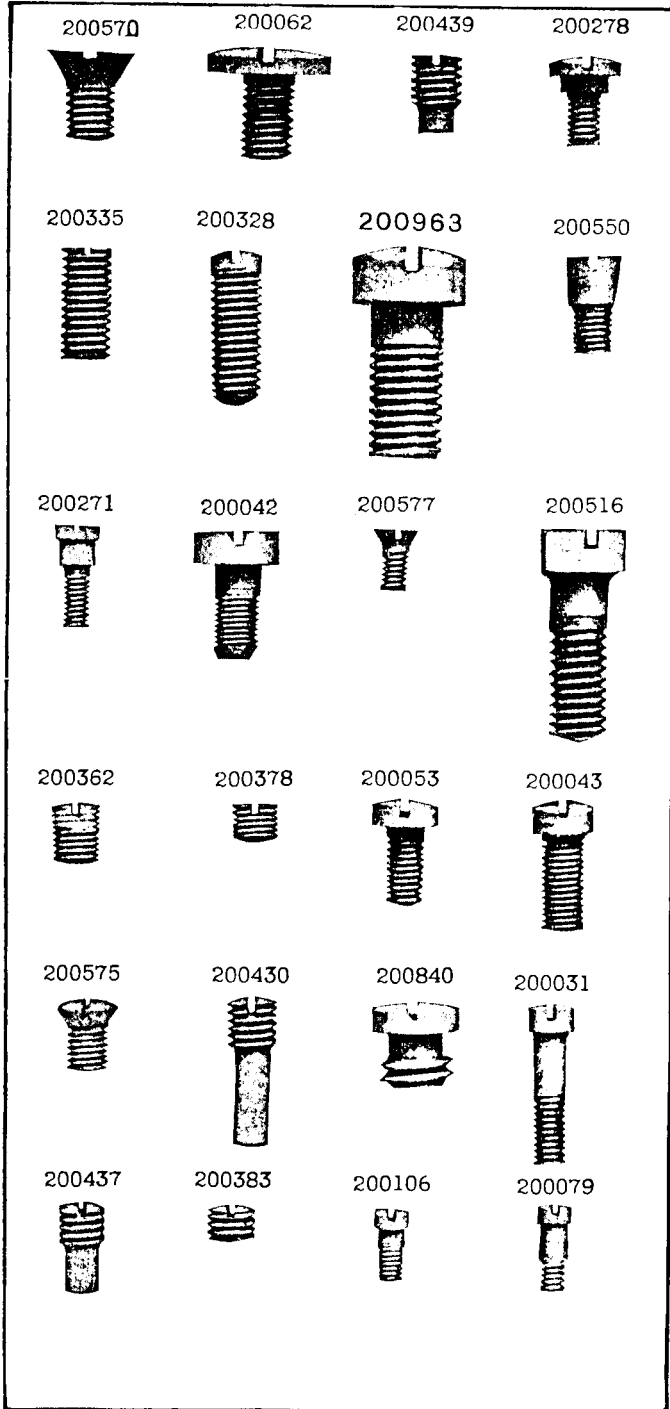


PLATE 12319 -FULL SIZE

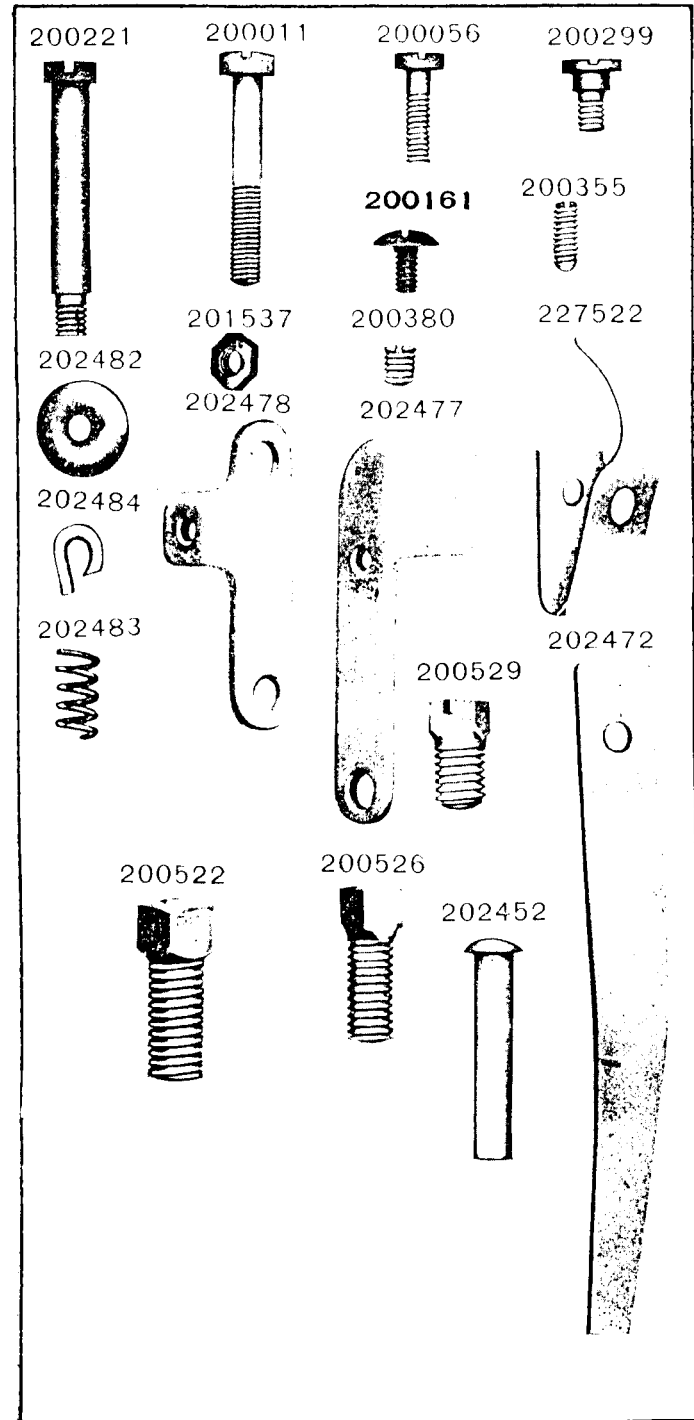


PLATE 12320—ONE-HALF SIZE

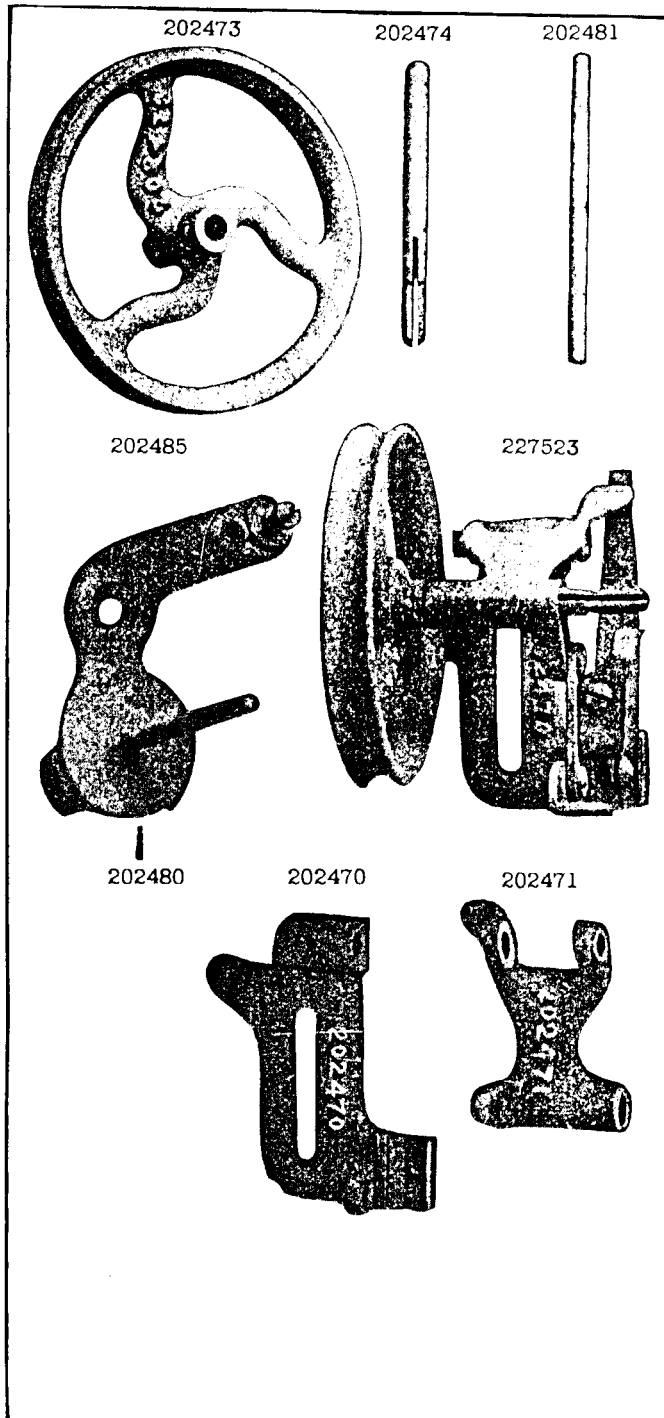


PLATE 12338—FULL SIZE

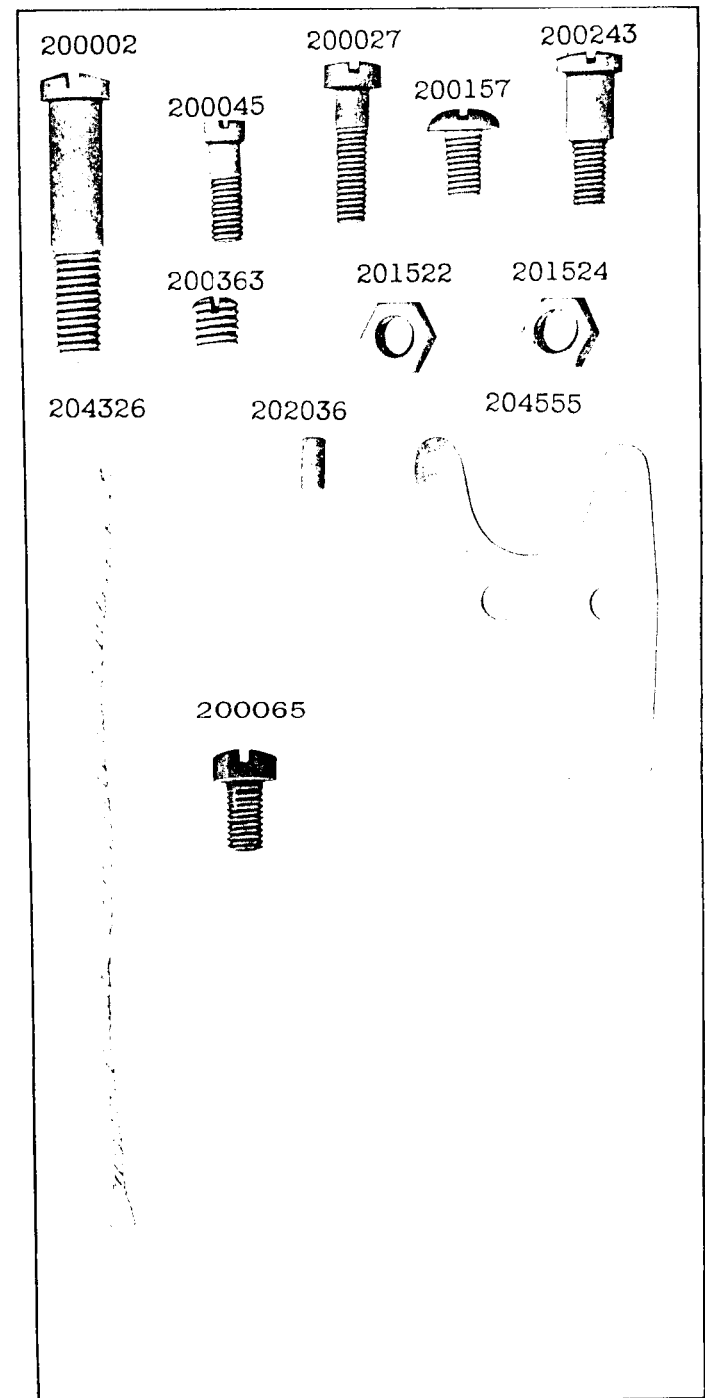


PLATE 12345—ONE-HALF SIZE

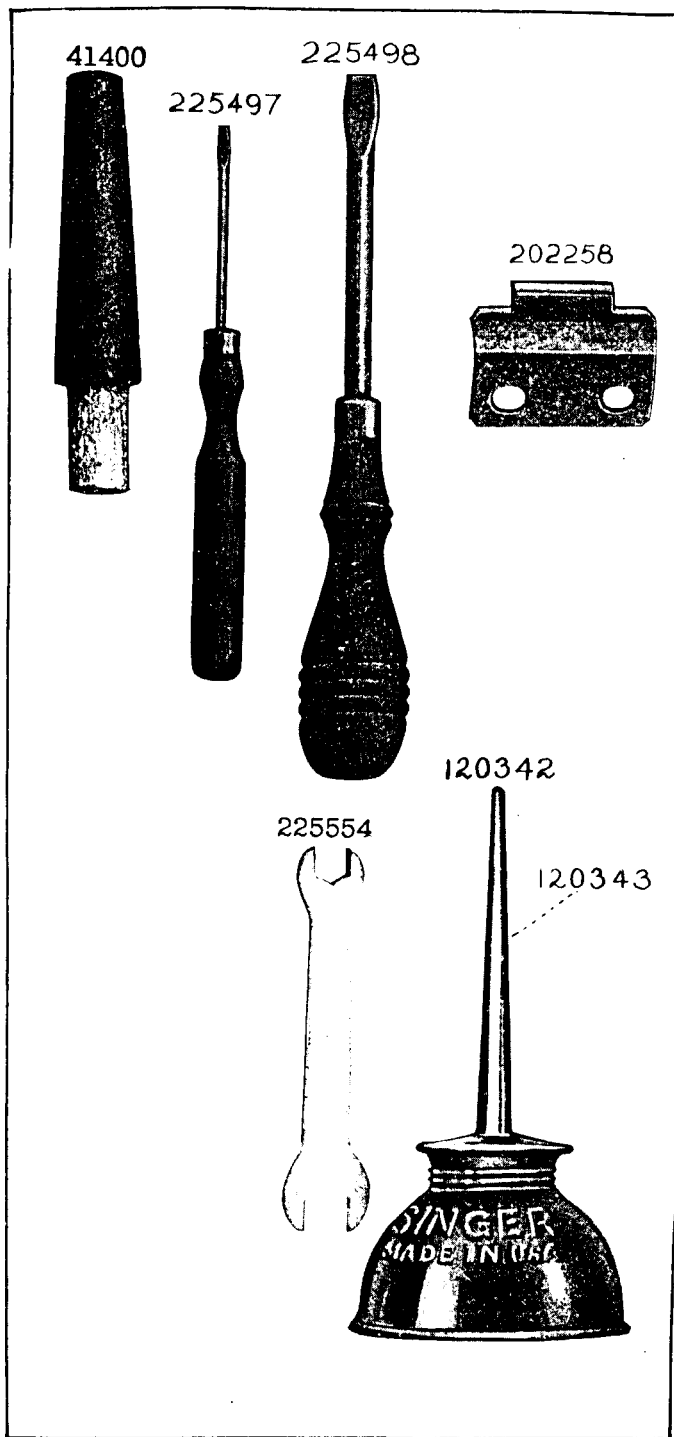


PLATE 14083—ONE-SIXTH SIZE

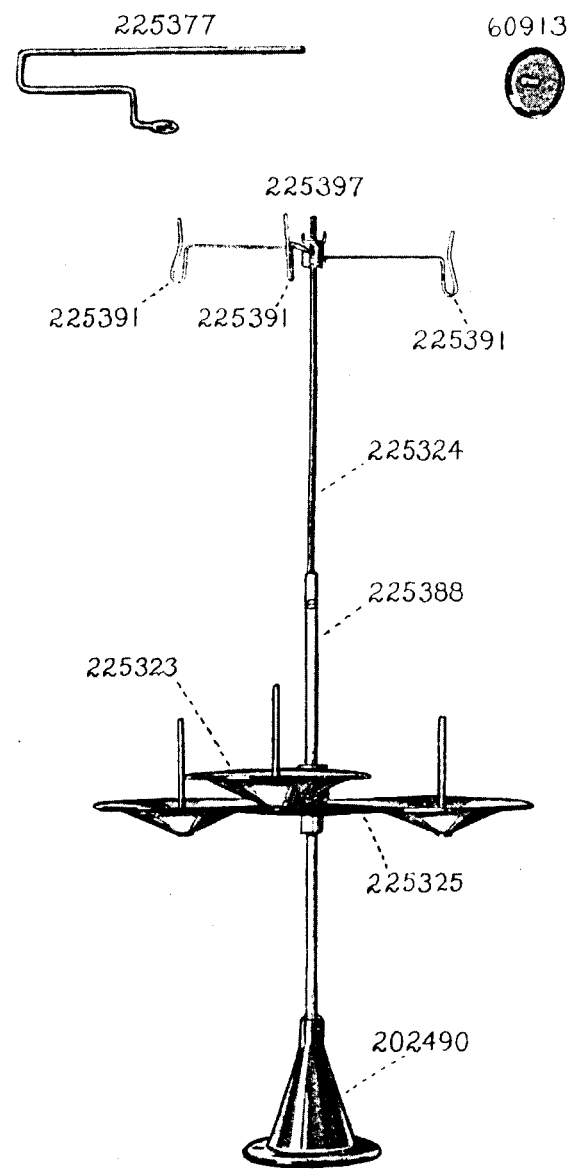


PLATE 15651—ONE-FOURTH SIZE

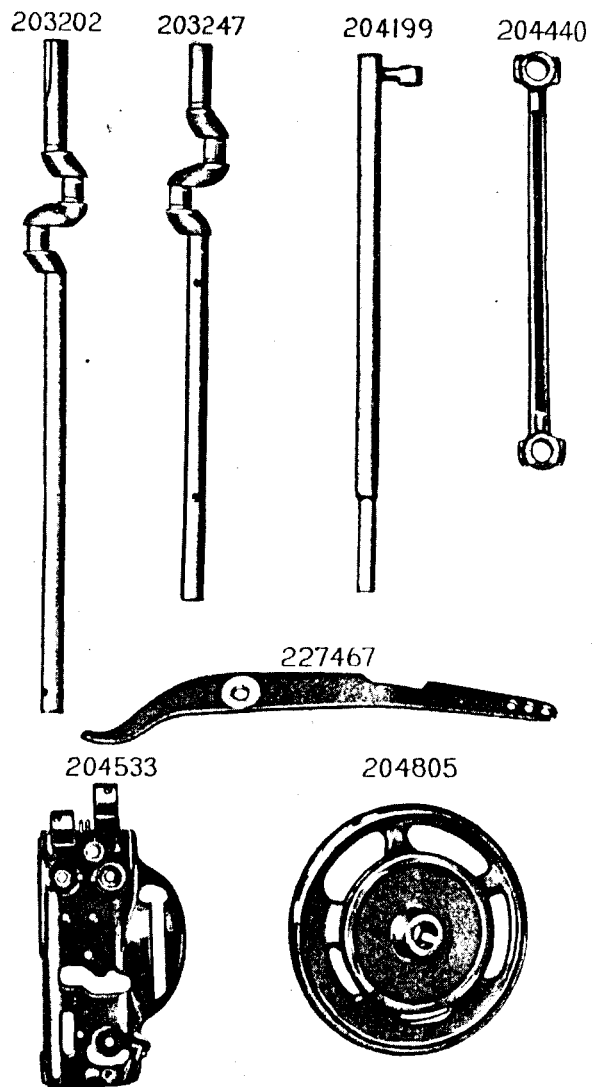


PLATE 15652—FULL SIZE

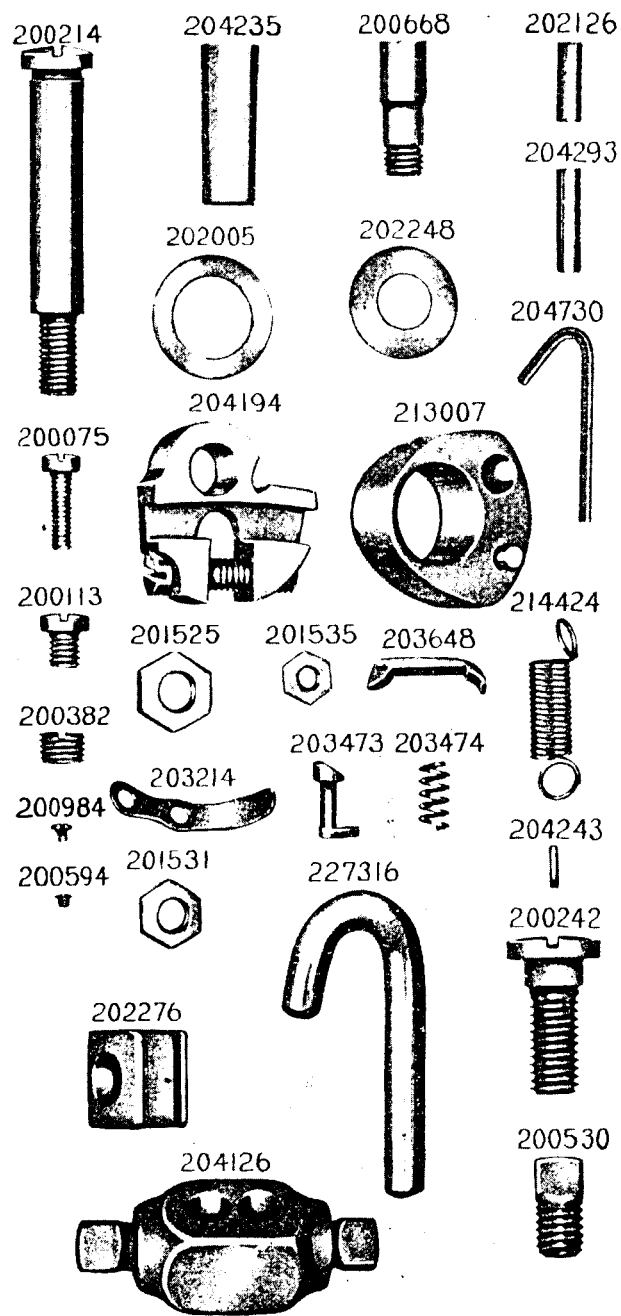

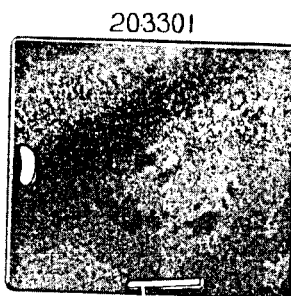
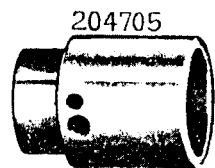


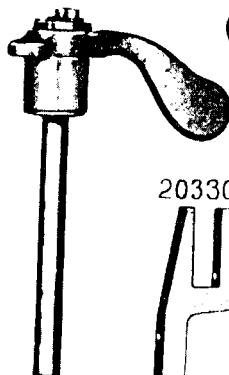
PLATE 15653—ONE-HALF SIZE



227308 203306



204207



204193



203303



204202



203305




PLATE 15654—ONE-HALF SIZE


206068




231390




213046



203248



213006



27739



203245




PLATE 15655—FULL SIZE

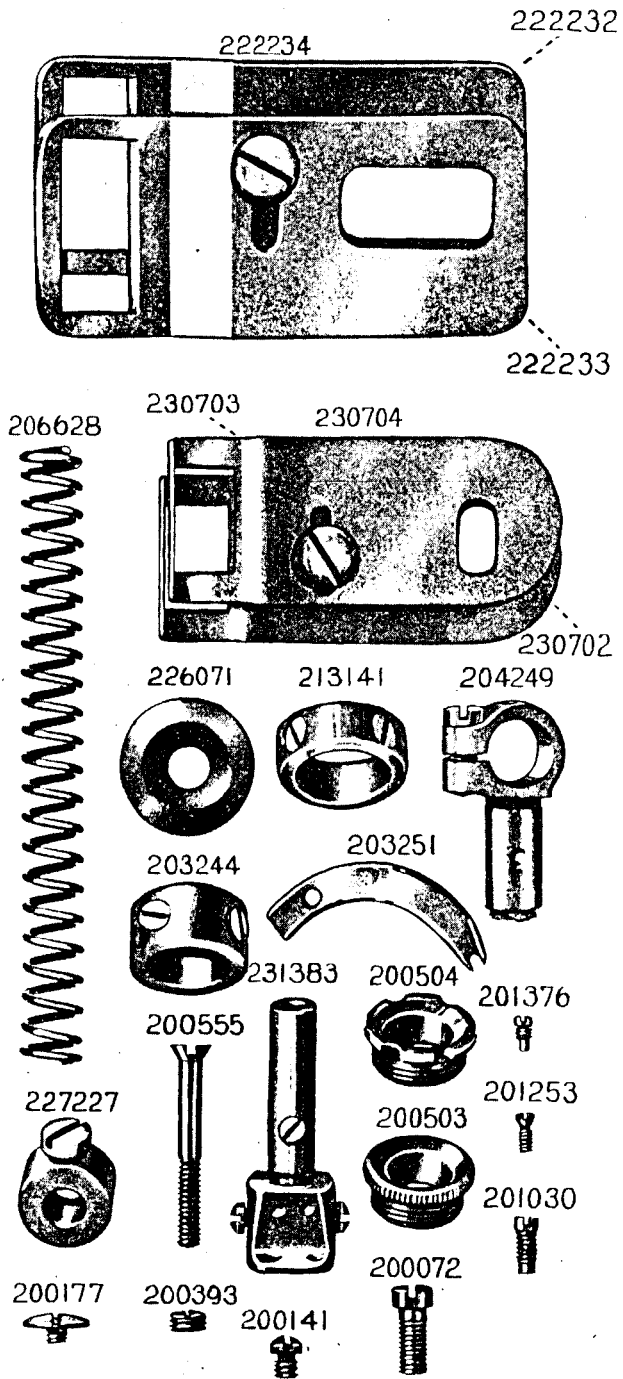


PLATE 15656—FULL SIZE

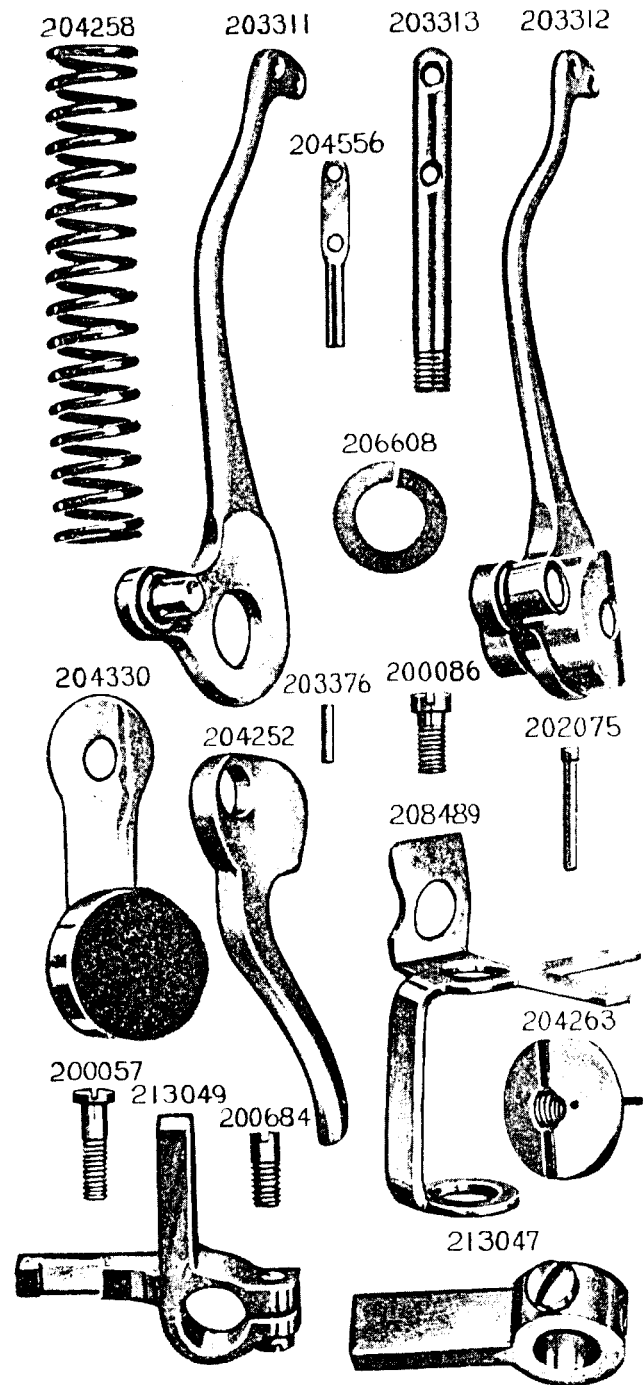




PLATE 15657—FULL SIZE

229292



229297



229304



229291



229298



200172



PLATE 15658—FULL SIZE

227954




202784



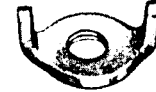
225016



225326



201696



200456



201598



225322



201018



200074



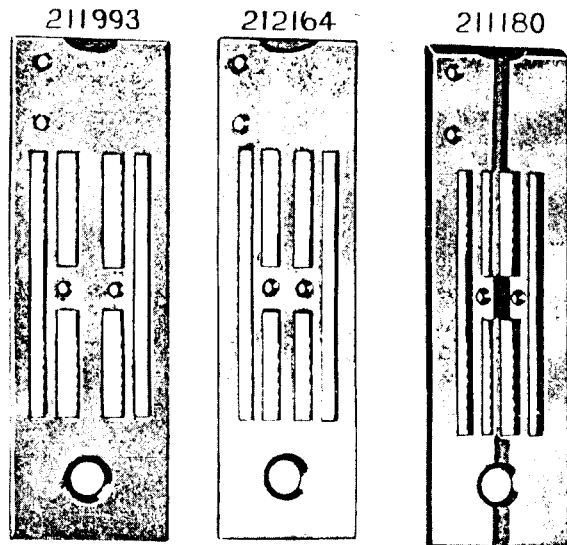
208



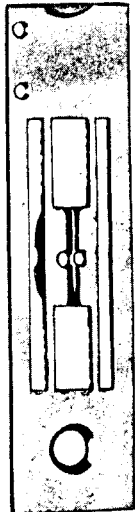
213722




PLATE 15659—FULL SIZE



212190



212161



212162


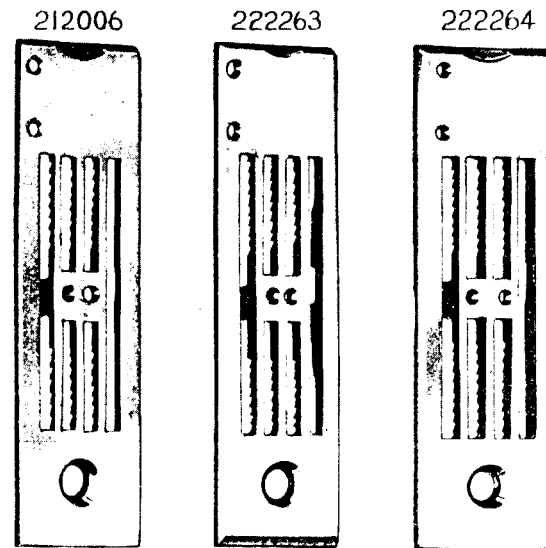



PLATE 15660—FULL SIZE



222266



222265

