

# SEIKO

## PARTS LIST FOR MODELS


**CW-1, 7, 7B, 8, 8B, 8V, 8BV**  
**LCW-7, 7B, 8, 8B, 8V, 8BV, 6F**  
**CYLINDRICAL BED MACHINES**




SEIKO SEWING MACHINE CO., LTD.  
TOKYO · JAPAN

# INDEX

	Page
Thread take up lever, needle bar for all models ..... 天秤・針棒関係	1
Arm shaft, feeding mechanism for CW.LCW-7, 8 & 8V ..... CW・LCW-7, 8 & 8V 上軸・送り機構関係	2
Lifting lever, face plate, slide plate for all models ..... 弓、面板、差し板、ベース関係	3
Presser bar, lifting rock shaft, vibrating presser foot for CW.LCW-8, 8B, 8V & 8BV ... CW・LCW-8, 8B, 8V, & 8BV 押え棒・横軸・中押え関係	4
Hook driving shaft, rotating hook, timing belt for all models ..... 下軸、カマ関係	5
Thread tension, feed driving rock shaft, feeder, needle plate for all models ..... 糸掛、糸調子、送り竿関係	6
Accessories ..... 附属関係	7
Reverse stitch mechanism for CW.LCW-7B, 8B & 8BV ..... CW・LCW-7B・8B&8BV バック関係	8
Special parts for CW.LCW-8V & 8BV ..... CW・LCW-8V&8BV 専用部品	9
Presser bar, needle bar, needle plate, feeder for CW.LCW-7 & 7B ..... CW・LCW-7 & 7B 針棒・押え棒関係	10
Special parts for LCW ..... LCW 専用部品	11
Special parts for CW-1 ..... CW-1 専用部品	12
Belt guard ..... ベルトガード	13
Special parts for LCW-6F ..... LCW-6F 専用部品	14
Feed mechanism for LCW-8B ..... LCW-8B 送り関係	15

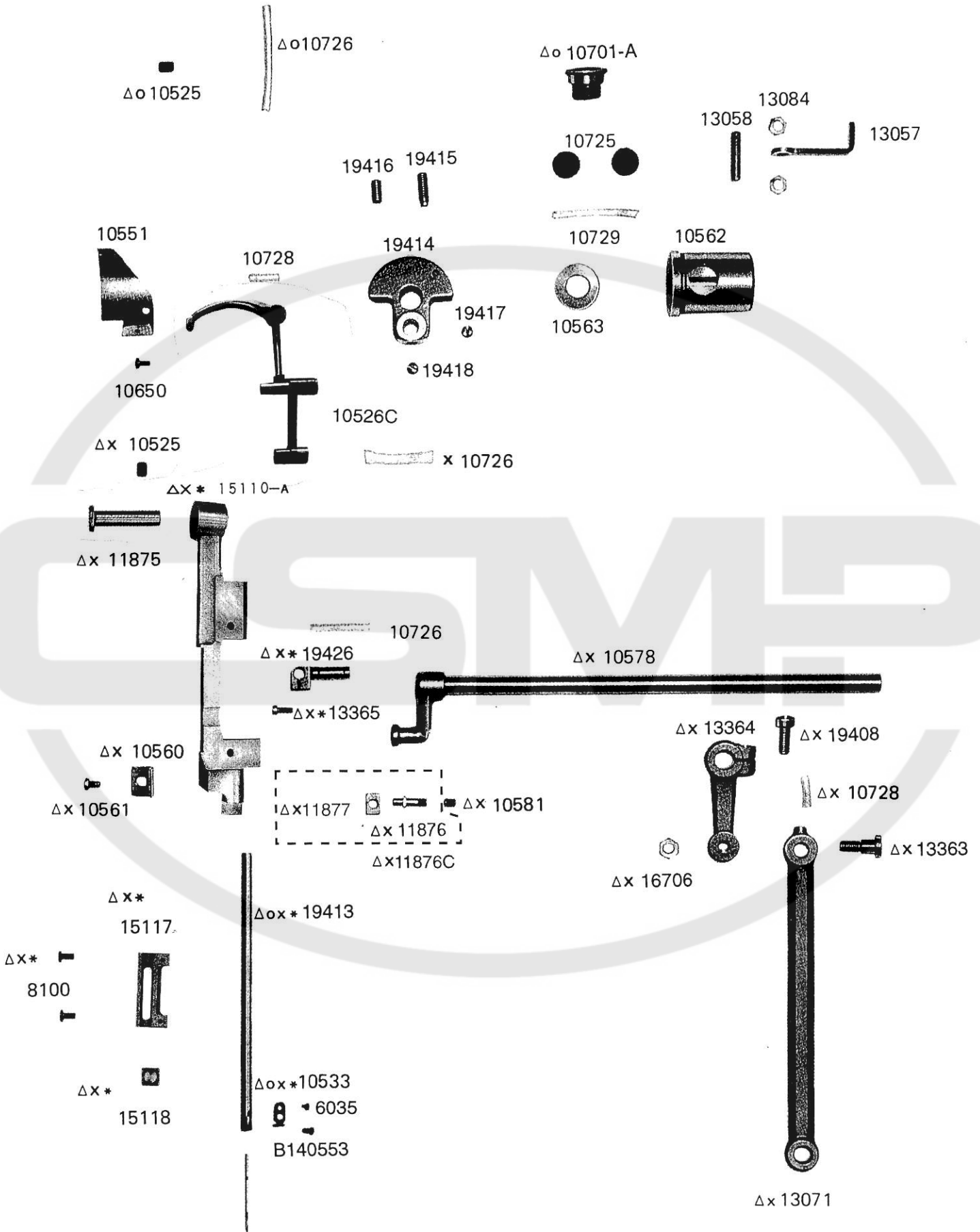


Model CW-8V



Model LCW-8B

THREAD TAKE UP LEVER, NEEDLE BAR, ETC. FOR ALL MODELS EXCEPT PARTS MARKED \* . O . X . Δ



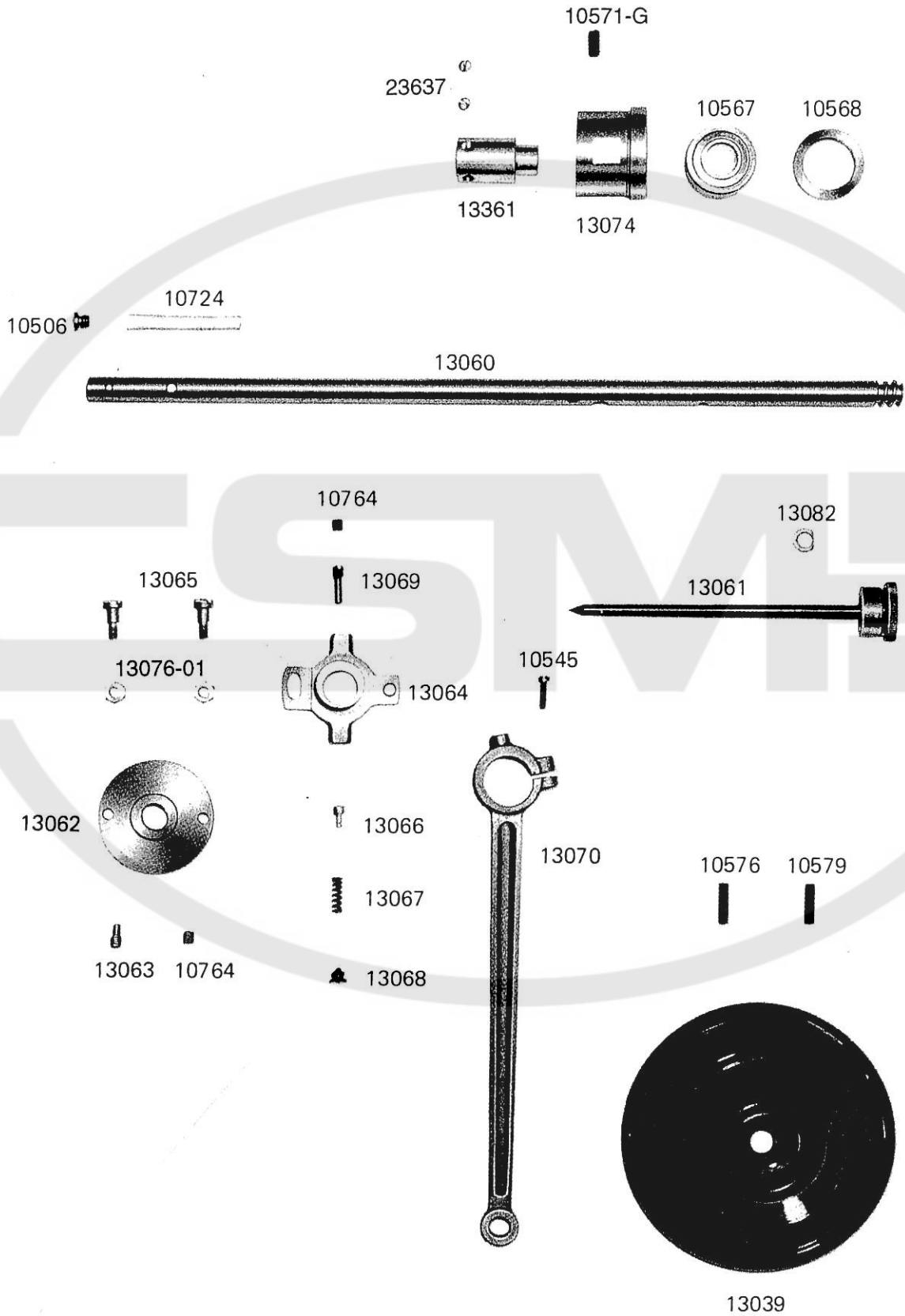
x N0122

Parts marked \* are not necessary for CW-7 & 7B  
 Parts marked O are not necessary for LCW  
 Parts marked X are not necessary for CW-1  
 Parts marked Δ are not necessary for LCW-6F

(\*印は CW-7, CW-7B には不要)  
 (O印は LCW タイプには不要)  
 (X印は CW-1 には不要)  
 (Δ印は LCW-6F には不要)

ARM SHAFT, FEEDING MECHANISM

FOR CW・LCW - 7, 8 & 8V

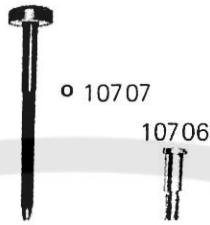


# 3

弓, 面板, 差し板, ベース関係

## LIFTING LEVER, FACE PLATE, SLIDE PLATE FOR ALL MODELS EXCEPT PARTS MARKED O.X.\*

10712




13079A

o 10699



o 10704

o 10703




xo 10702



xo 10698

13440  
37100



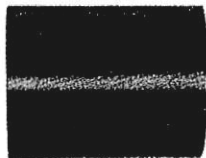
13004  
13436

o 10700

13027



x13009



13026



13024

13025



13027



13438  
13383

13089



19403



13006

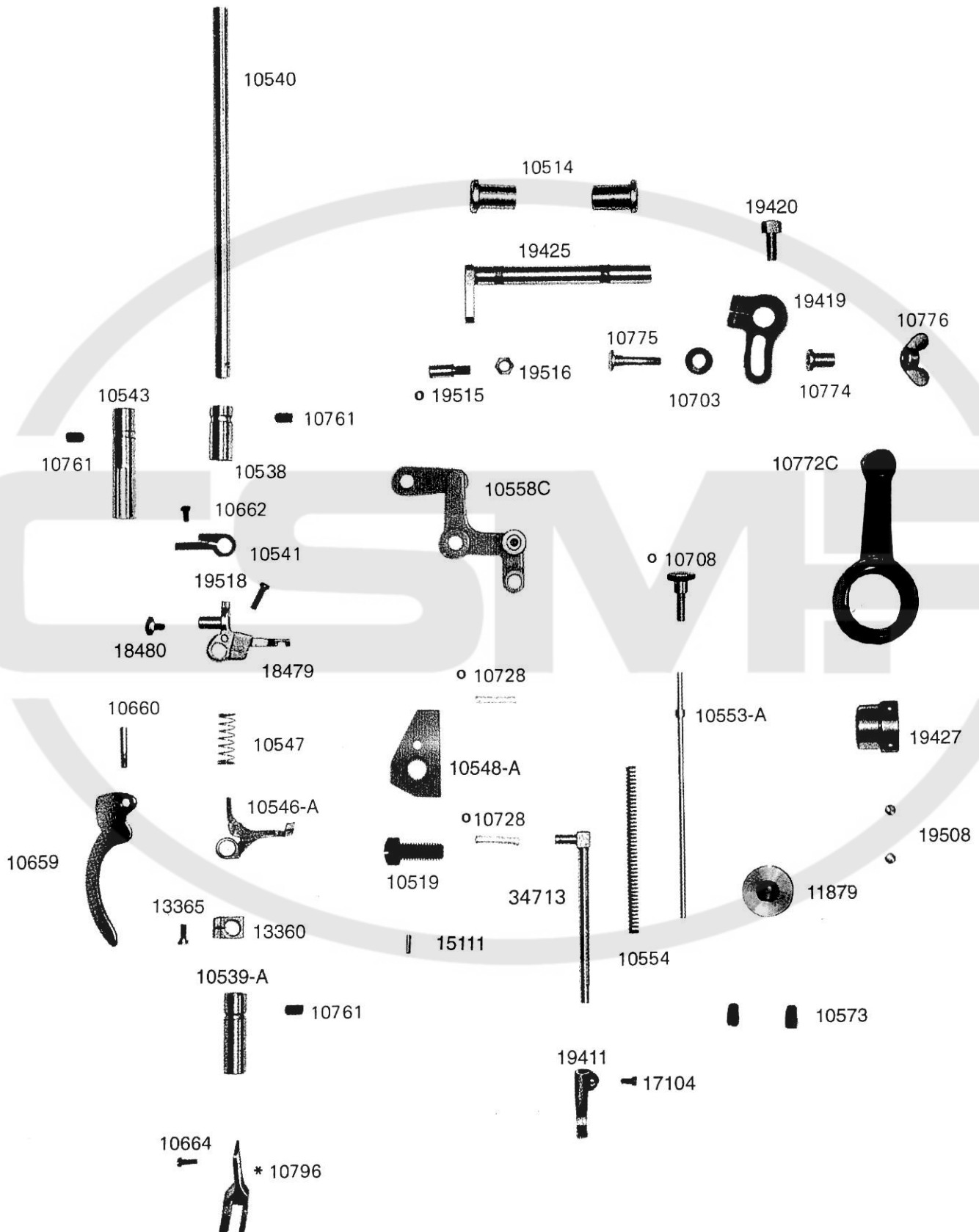


13388-A

13008

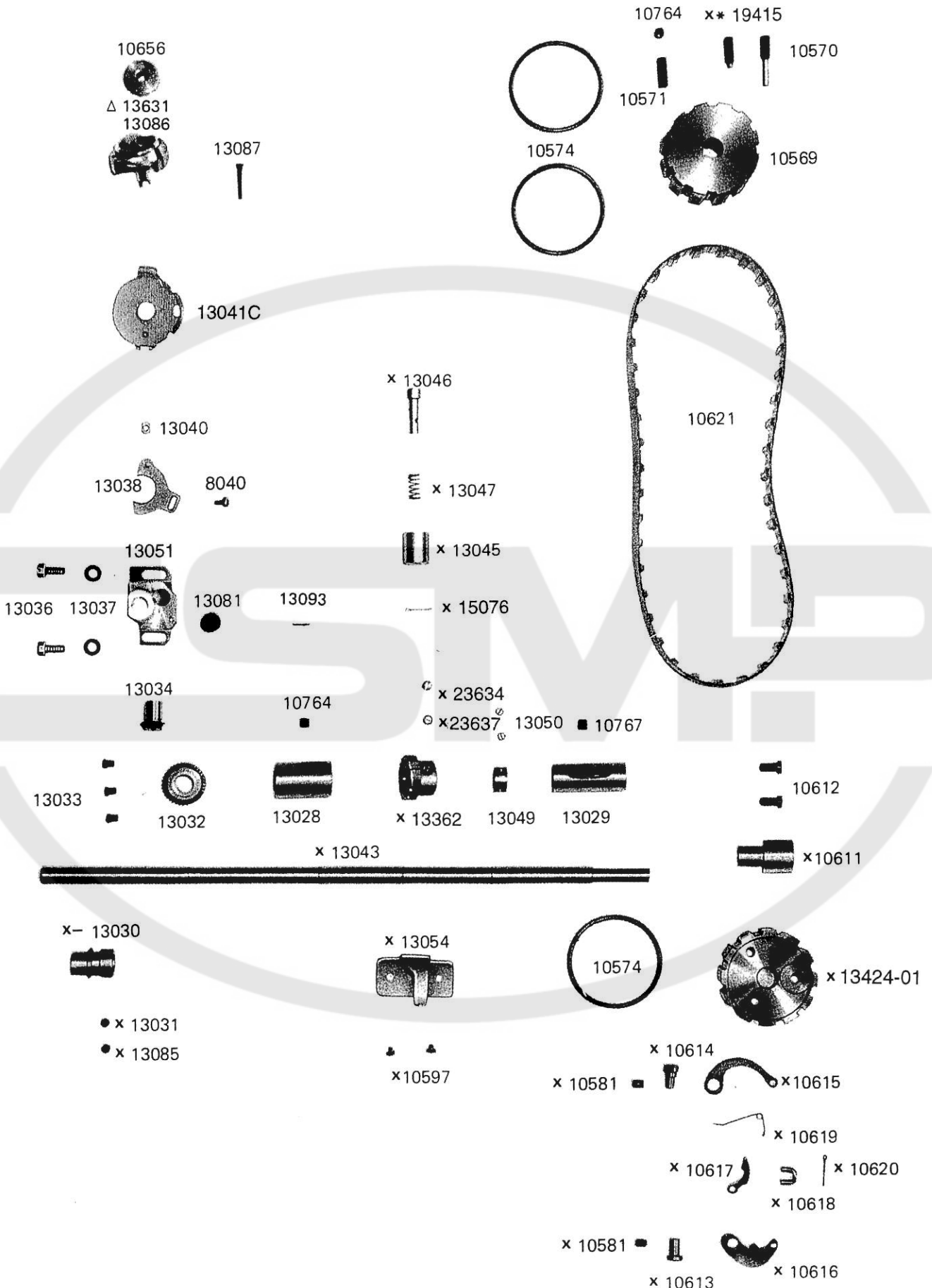
Parts marked \* are not necessary for CW.LCW-8V & 8BV (\*印は CW・LCW-8V & 8BV には不要)  
 Parts marked O are not necessary for LCW (O印は LCW には不要)  
 Parts marked X are not necessary for CW-1 (X印は CW-1 には不要)

CW・LCW-8, 8B, 8V, & 8BV 押え棒・横軸・中押え関係  
 PRESSER BAR, LIFTING ROCK SHAFT, VIBRATING PRESSER  
 FOR CW・LCW - 8, 8B, 8V & 8BV



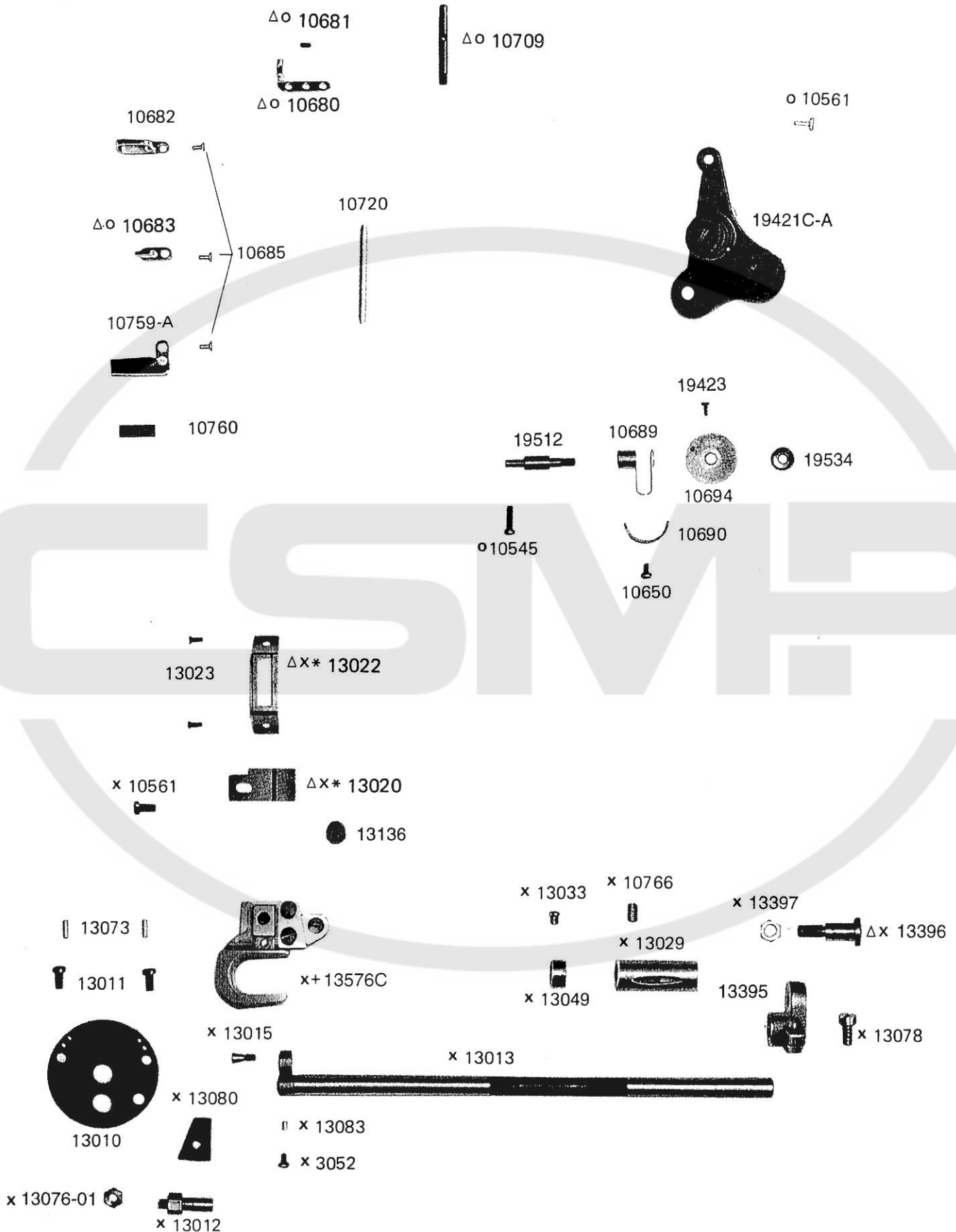
Parts marked \* are not necessary for CW・LCW-8V & 8BV (\*印は CW-8V, CW-8BV, LCW-8V, LCW-8BV には不要)  
 Parts marked O are not necessary for LCW (O印は LCW には不要)

### HOOK DRIVING SHAFT, ROTATING HOOK, TIMING BELT FOR ALL MODELS EXCEPT PARTS MARKED \* . + . - . X . Δ



Part marked \* is not necessary for CW . LCW-7B . 8B & 8BV  
 Part marked + is for only CW . LCW-7B . 8B & 8BV  
 Part marked - is not necessary for CW . LCW-8V & 8BV  
 Parts marked X are not necessary for CW-1  
 Parts marked Δ is for only LCW-6F  
 (\*印は CW・LCW-7B、8B&8BV には不要)  
 (+印は CW・LCW-7B、8B&8BV にのみ)  
 (-印は CW・LCW-8V&8BV には不要)  
 (X印は CW-1 には不要)  
 (Δ印は LCW-6F のみ)


THREAD TENSION, FEED DRIVING ROCK SHAFT, FEEDER, NEEDLE  
PLATE FOR ALL MODELS EXCEPT PARTS MARKED \* . + . ○ . X . Δ



Parts marked \* are not necessary for CW . LCW-7 , 7B . 8V & 8BV (\*印は CW・LCW-7, 7B, 8V&8BV には不要)  
 Parts marked + are not necessary for CW . LCW-8V & 8BV (+印は CW・LCW-8V&8BV には不要)  
 Parts marked ○ are not necessary for LCW (○印は LCW には不要)  
 Parts marked X are not necessary for CW-1 (X印は CW-1 には不要)  
 Parts marked Δ are not necessary for LCW-6F (Δ印は LCW-6F には不要)



## ACCESSORIES FOR ALL MODELS



8132A

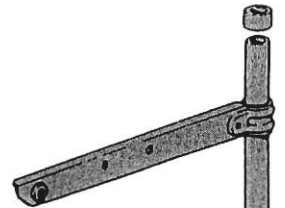
10656



N0122  
X-N0618  
No.118




10748



35254

10734



8118C



8123  
O 11193

\*11969

11487




10709




8124



13094



13096



Part marked X is used for only CW-1

Part marked O is used for only LCW

Part marked \* is used for only CW, LCW-7B, 8B & 8BV

(X印は CW-1のみ)

(O印は LCWのみ)


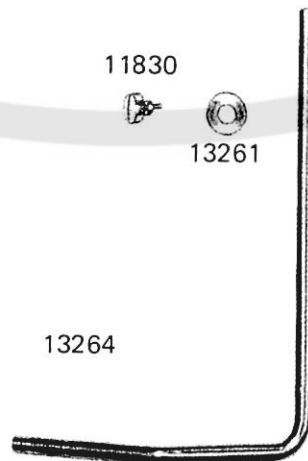
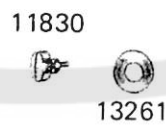
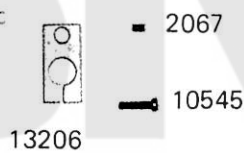

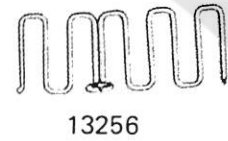
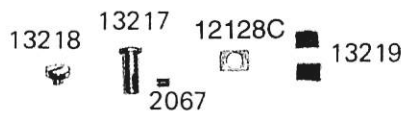
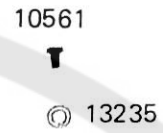
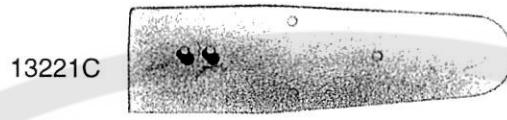

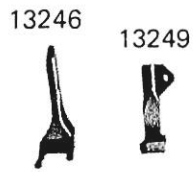
(\*印は CW, LCW-7B, 8B&8BVのみ)

CW・LCW-7B・8B&8BV バック関係  
 REVERSE STITCH MECHANISM FOR  
 CW・LCW-7B, 8B & CW-8BV

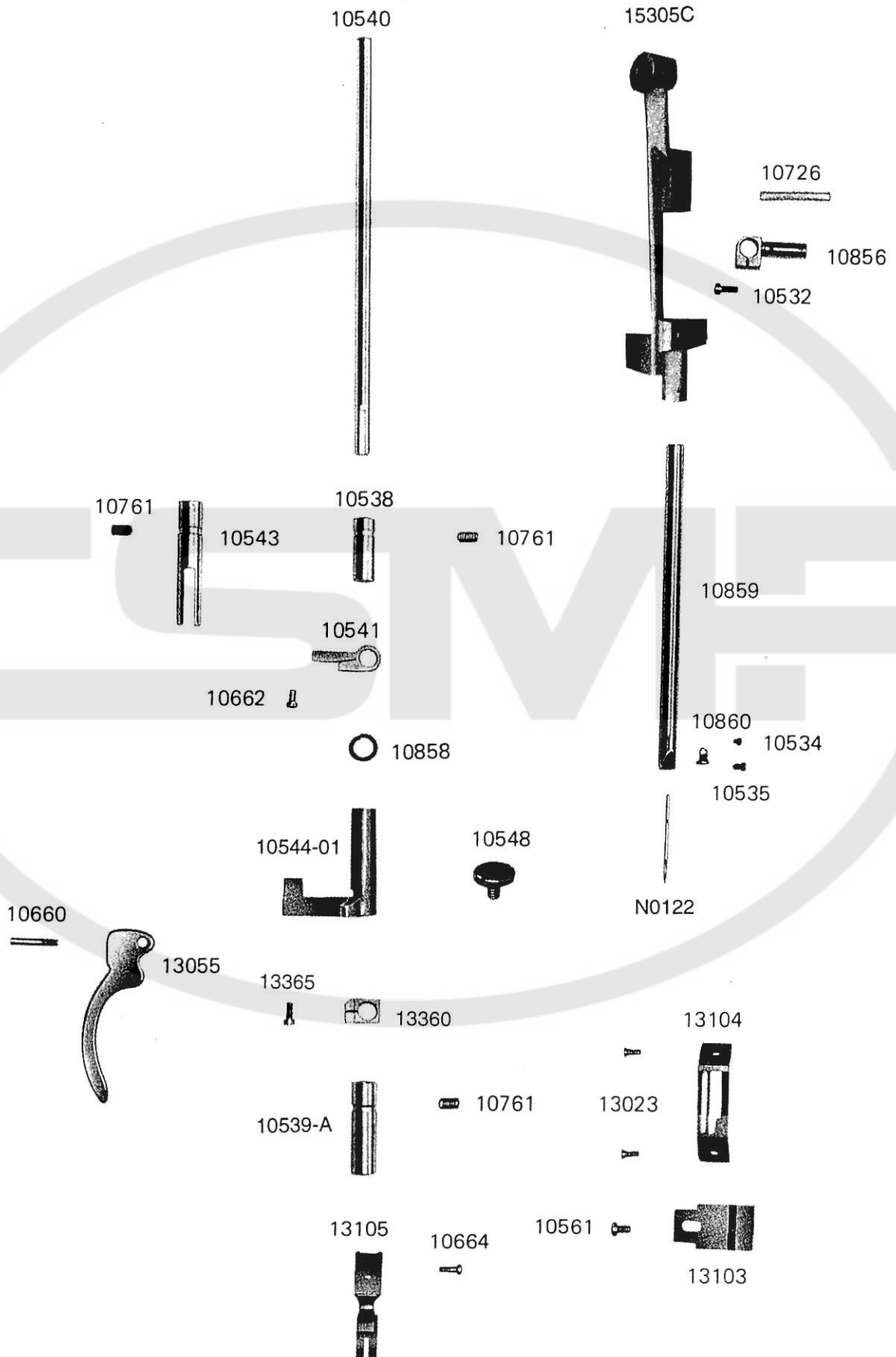


13423-B A ... Use with guard A ... ガード付用  
 B ... Use without guard B ... ガード無用

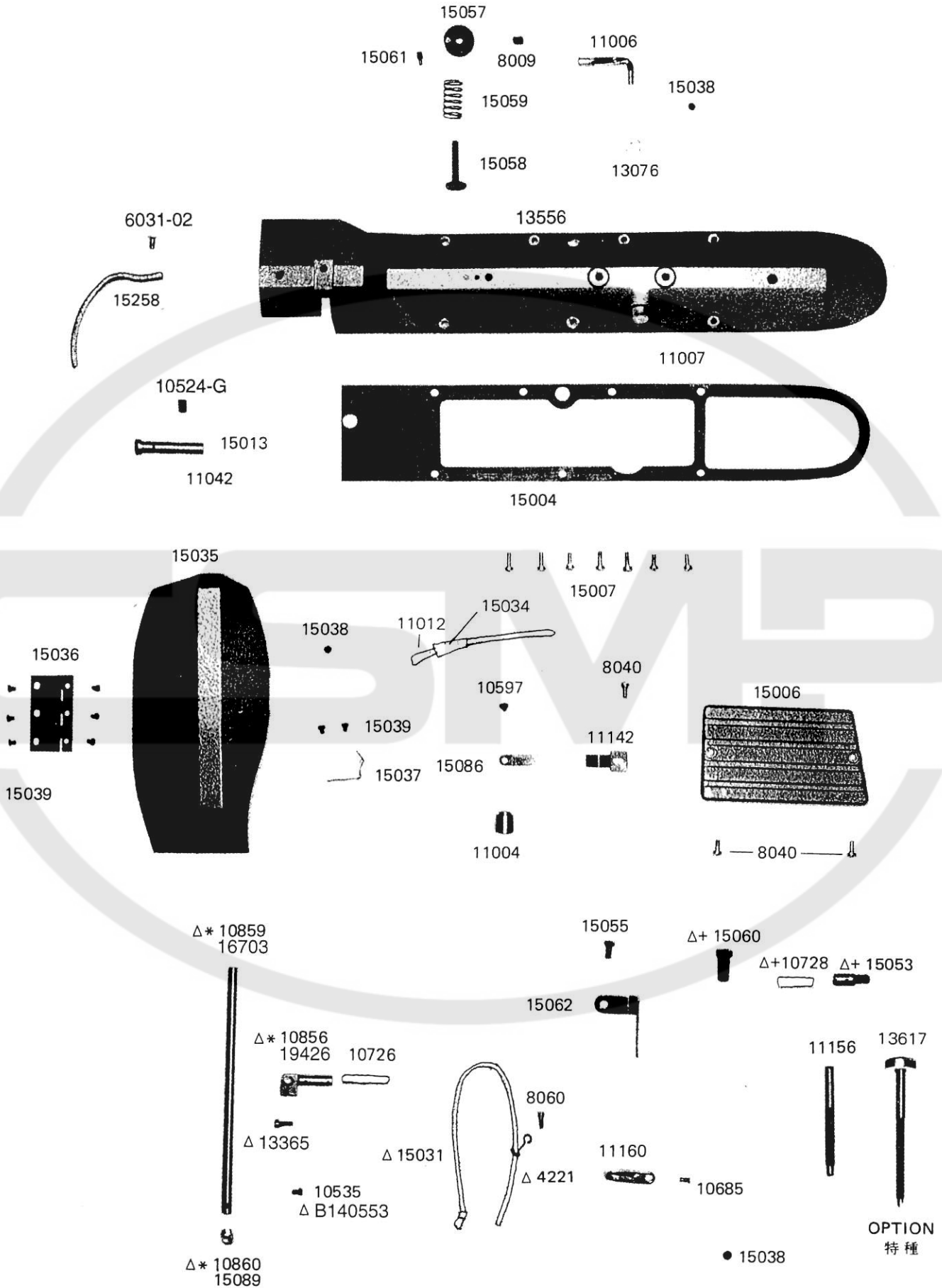
CW · LCW- 8 V& 8 BV 專用部品  
SPECIAL PARTS FOR CW . LCW – 8V & 8BV



CW · LCW-7 & 7B 針棒 · 押え棒関係  
 PRESSER BAR, NEEDLE BAR, NEEDLE PLATE, FEEDER  
 FOR CW · LCW - 7 & 7B



## LCW 専用部品 SPECIAL PARTS FOR LCW

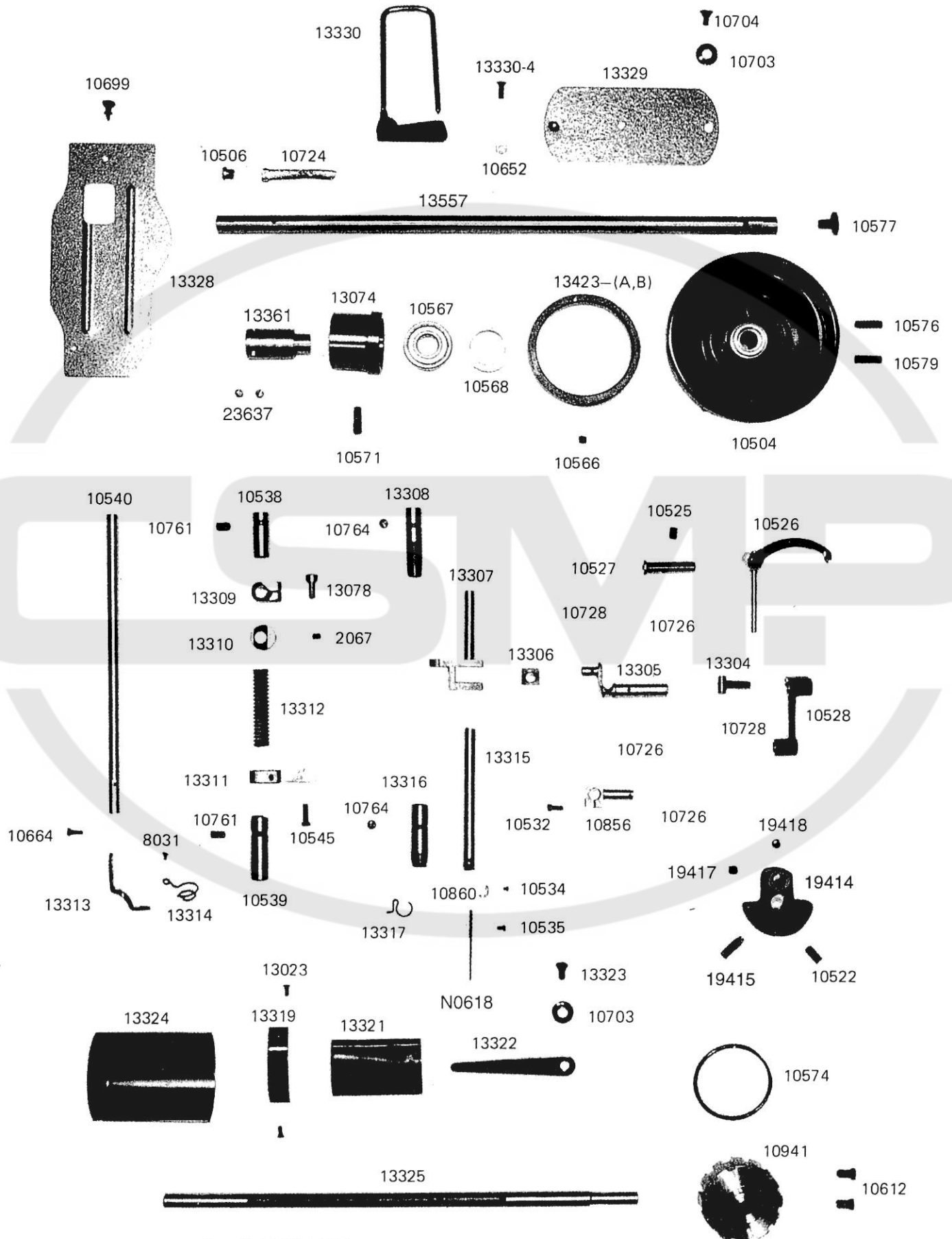


Parts marked \* is used for only LCW-7, 7B  
 Parts marked + is used for only LCW-8, 8V, 8B & 8BV  
 Parts marked Δ is not necessary for LCW-6F

(\*印は LCW-7, 7B のみ)  
 (+印は LCW-8, 8V, 8B & 8BV のみ)  
 (Δ印は LCW-6F には不要)


OPTION  
特種

CW-1 専用部品  
SPECIAL PARTS FOR CW-1



NOTE) 13423 B ... Use without guard 注) 13423

A ... ガード付用  
B ... ガード無用



-  10559
-  011162

-  
- 6339

-  50103
-  50099
-  14024

13427

-  11142
-  10561

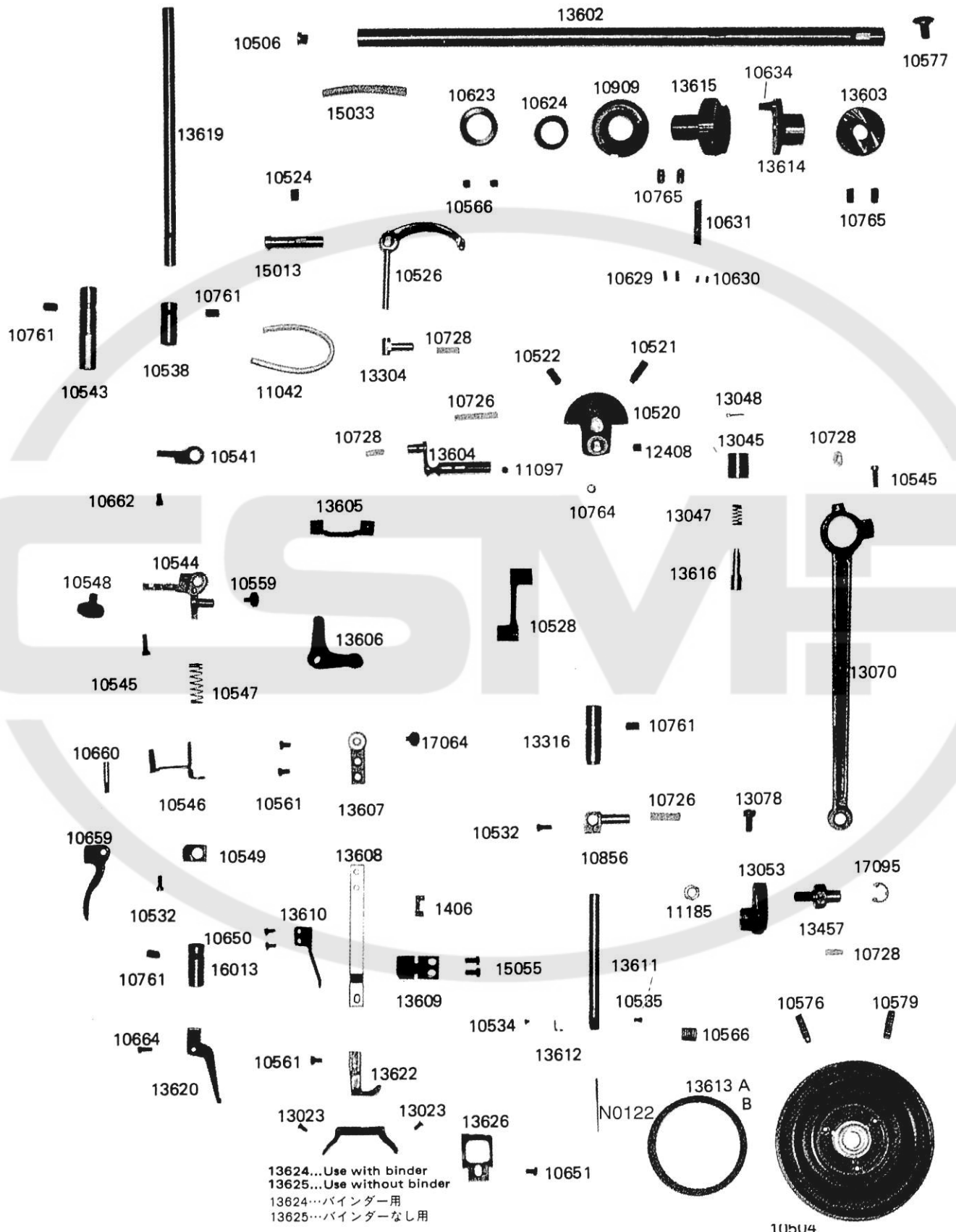
\*13133  
13426  
△12294-2



Parts marked ○ are not used CW, LCW-7, 8 & 8V.  
 Parts marked \* are used for only CW, LCW-7, 8 & 8V.  
 Parts marked △ are used for only LCW-6F

(○印は CW・LCW-7、8 & 8V には不要)  
 (\*印は CW・LCW-7、8 & 8V のみ)  
 (△印は LCW-6F のみ)

SPECIAL PARTS FOR LCW - 6F



注) 13613 A.....Use with guard (Aガード付用)  
B.....Use without guard (Bガード無用)



## LCW-8B 送り関係

### FEED MECHANISM FOR LCW - 8B

