

Pfaff 28

Pfaff 27





Spare Parts **Catalogue**

Pfaff 28

Pfaff 27

PFAFF INDUSTRIEMASCHINEN GMBH KAISERSLAUTERN

Foreword

All component parts are grouped together as they arranged in the sewing machine.

All underlined part numbers signify assemblies which are made up of several component parts.

Part number changes will be published on correction sheets and disseminated with our circulars.

Subject to alterations in design.

March 1969


**PFAFF INDUSTRIEMASCHINEN GMBH
KAISERSLAUTERN**

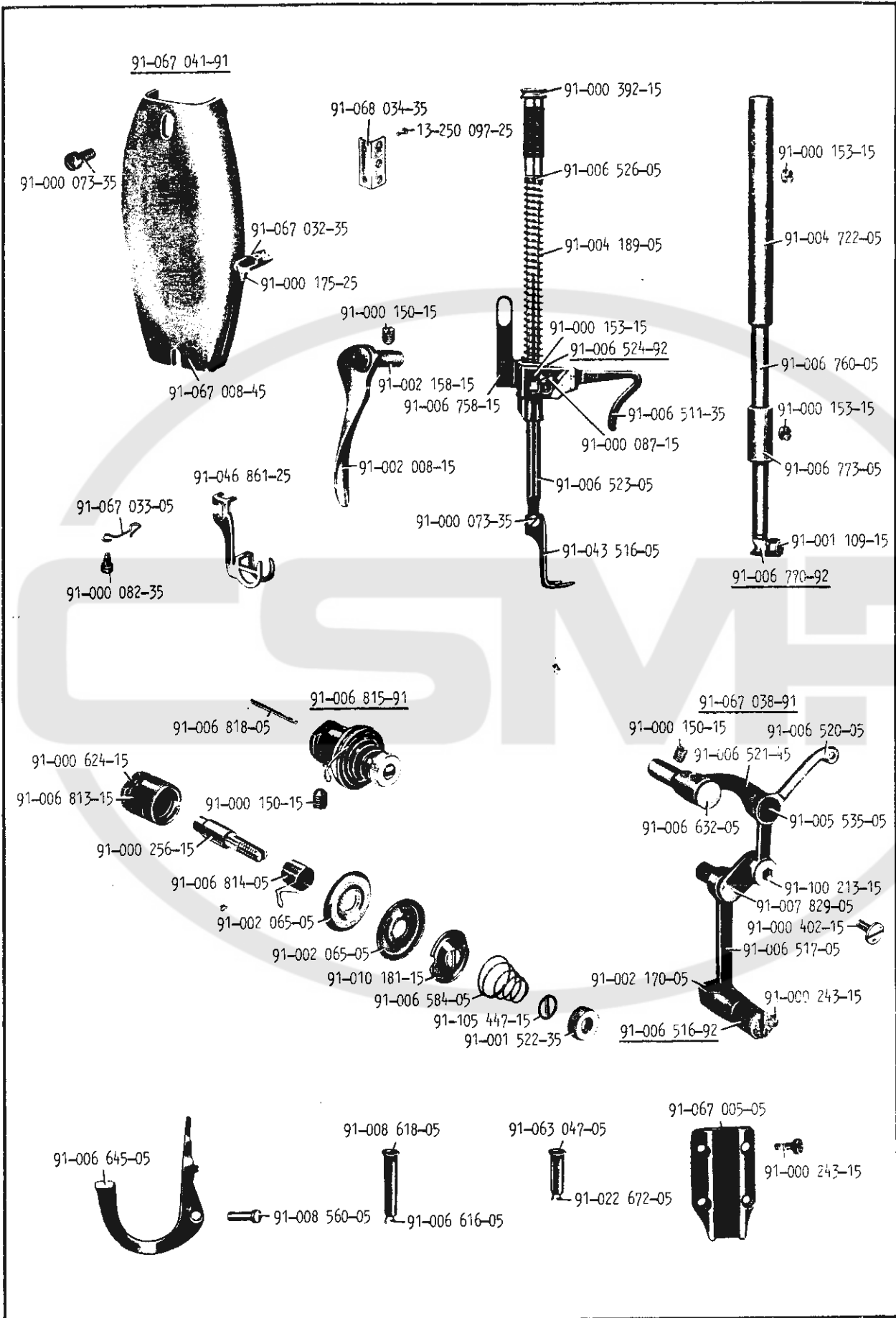
Contents

<u>Pfaff 28-9</u> Cylinder-bed sewing machine with presser foot		Page
I	Front Parts.....	5
II	Arm Parts.....	9
III	Cylinder-Bed Parts.....	13
IV/1; IV/2	Accessories.....	17
 <u>Pfaff 28-4</u> Cylinder-bed sewing machine with right-hand balance wheel and roller presser		
V	Organizational Parts for Pfaff 28-4/01; -4/02.....	23
 <u>Pfaff 28-10</u> Cylinder-bed sewing machine with right-hand balance wheel and extra-large beak shuttle		
VI	Organizational Parts for Pfaff 28-10.....	27
 <u>Pfaff 28-10-92</u> Cylinder-bed sewing machine with right-hand balance wheel, extra-large beak shuttle, double thread tension and needle bar for two needles		
VII	Organizational Parts for Pfaff 28-10-92.....	31
 <u>Pfaff 28-8</u> Cylinder-bed sewing machine with right-hand balance wheel, and roller presser		
VII	Organizational Parts for Pfaff 28-8.....	31

	Page
<u>Pfaff 28-190</u> Cylinder-bed sewing machine with right-hand balance wheel, runded needle plate and feed dog to the right of the needle.	
VIII Organizational Parts for Pfaff 28-190/01; -190/02.....	35
<u>Pfaff 28-209</u> Cylinder-bed sewing machine with right-hand balance wheel and feed-up-the-arm machine feed.	
IX Organizational Parts for Pfaff 28-209.....	39
<u>Pfaff 27-4</u> Cylinder-bed sewing machine with left-hand balance wheel and roller presser	
X Organizational Parts for Pfaff 27-4.....	43
<u>Pfaff 27-5</u> Cylinder-bed sewing machine with left-hand balance wheel, roller presser and wheel feed.	
XI Organizational Parts for Pfaff 27-5.....	47
<u>Pfaff 27-10</u> Cylinder-bed sewing machine with left-hand balance wheel and extra-large beak shuttle	
XII Organizational Parts for Pfaff 27-10.....	51
Numerical Index.....	55


Front Parts



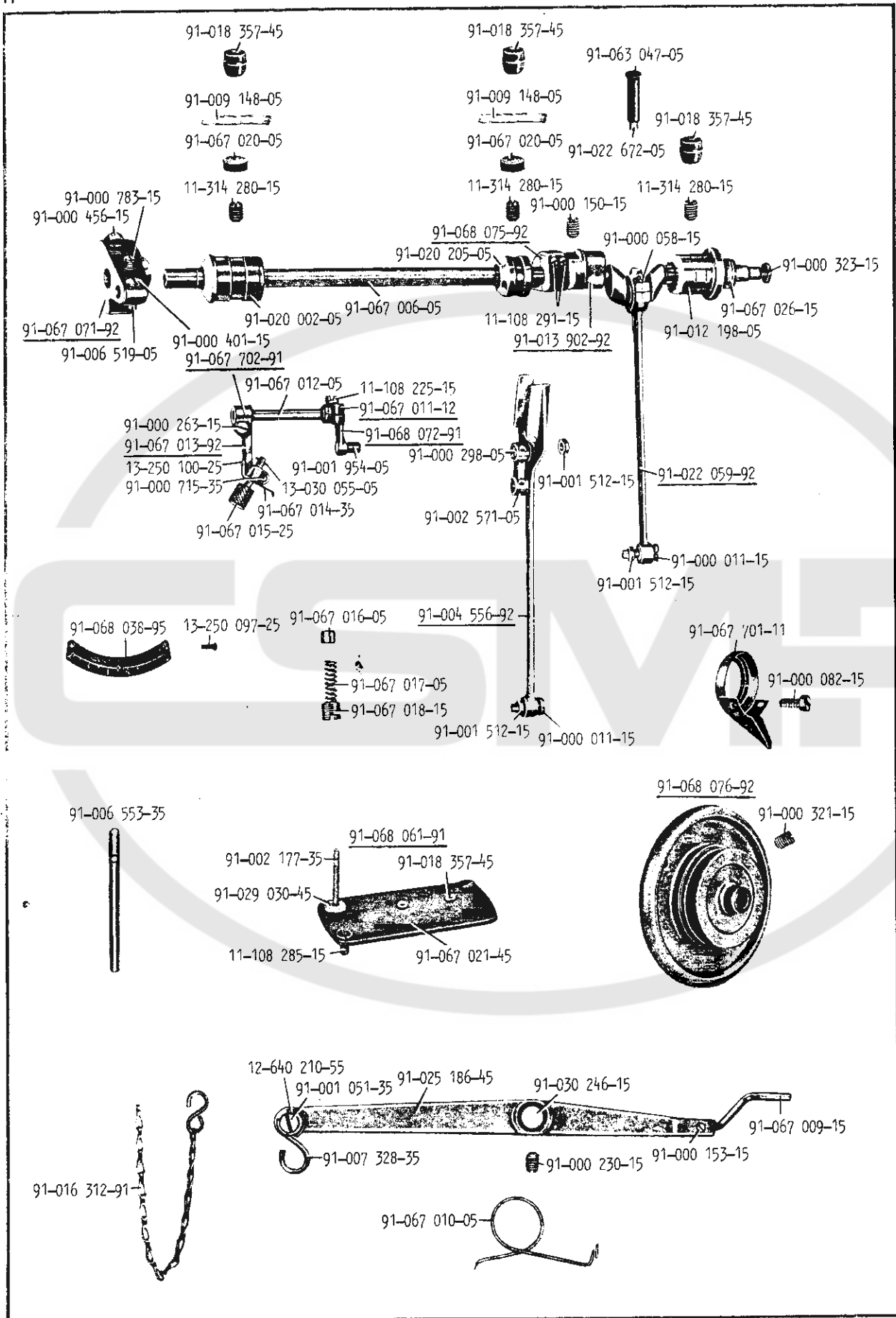


13-250 097-25	Positioning pin (2x5 DIN 1476) for No.91-068 034-35	91-006 770-92	Needle holder, w/ set screw No.91-001 109-15
91-000 073-35	Fastening screw for Nos.91-043 516-05; 91-046 861-25; 91-067 041-91	91-006 773-05	Needle bar bushing, lower
91-000 082-35	Fastening screw for No.91-067 033-05	91-006 813-15	Tension barrel
91-000 087-15	Fastening screw for No.91-006 511-35	91-006 814-05	Thread check spring
91-000 150-15	Fastening screw for Nos.91-002 158-15; 91-006 632-05; 91-006 815-91	<u>91-006 815-91</u>	Thread tension, compl., consisting of Nos.91-000 256-15; 91-000 624-15; 91-001 522-35; 91-002 065-05; 91-006 584-05; 91-006 813-15; 91-006 814-05; 91-006 818-05; 91-010 181-15; 91-105 447-15
91-000 153-15	Fastening screw for Nos.91-004 722-05; 91-006 524-92; 91-006 773-05	91-006 818-05	Tension release plunger
91-000 175-25	Fastening screw for No.91-067 032-35	91-007 829-05	Take-up crank
91-000 243-15	Binding screw for No.91-006 516-92 and set screw for No.91-067 005-05	91-008 560-05	Hinge stud for No.91-006 645-05
91-000 256-15	Tension stud	91-008 618-05	Oil tube, 37 mm long, for take-up lever link
91-000 392-15	Pressure regulating thumb screw	91-010 181-15	Tension release washer
91-000 402-15	End screw (slotted) for No.91-007 829-05 Remarks: The old end screw No.91-000 402-15 cannot be replaced by the new end screw No.91-100 213-15	91-022 672-05	Oil wick, 40 mm long, for No.91-063 047-05
91-000 624-15	Fastening screw for No.91-000 256-15	91-043 516-05	Presser foot
91-001 109-15	Fastening screw for No.91-006 770-92	91-046 861-25	Finger guard
91-001 522-35	Nut for No.91-000 256-15	91-063 047-05	Oil tube, 20 mm long, for take-up lever
91-002 008-15	Presser bar lifter	91-067 005-05	Position bracket
91-002 065-05	Tension disc	91-067 008-45	Top cover
91-002 158-15	Hinge stud for No.91-002 008-15	91-067 032-35	Thread guide for No.91-067 008-45
91-002 170-05	Slide block	91-067 033-05	Thread guide
91-004 189-05	Presser bar spring	<u>91-067 038-91</u>	Take-up lever, compl., consisting of Nos.91-002 170-05; 91-005 535-05; 91-006 516-92; 91-006 517-05; 91-006 520-05; 91-006 521-45; 91-006 632-05; 91-007 829-05; 91-100 213-15
91-004 722-05	Needle bar bushing, upper	91-067 041-91	Top cover, compl., consisting of Nos.91-000 175-25; 91-067 008-45; 91-067 032-35
91-005 535-05	Hinge pin for Nos.91-006 520-05; 91-006 521-45	91-068 034-35	Thread retainer
91-006 511-35	Thread regulator	91-100 213-15	End screw (with hexagon socket) for No.91-007 829-05
<u>91-006 516-92</u>	Needle bar connecting stud, w/ binding screw No.91-000 243-15	91-105 447-15	Washer for No.91-001 522-35
91-006 517-05	Needle bar connecting link		
91-006 520-05	Take-up lever		
91-006 521-45	Take-up lever link		
91-006 523-05	Presser bar		
<u>91-006 524-92</u>	Presser bar guide collar, w/ set screw No.91-000 153-15		
91-006 526-05	Washer for No.91-004 189-05		
91-006 584-05	Tension spring		
91-006 616-05	Oil wick, 60 mm long, for No.91-008 618-05		
91-006 632-05	Hinge stud for No.91-006 521-45		
91-006 645-05	Tension release lever		
91-006 758-15	Presser bar lifting bracket		
91-006 760-05	Needle bar		

Arm Parts




Pfaff 28-9

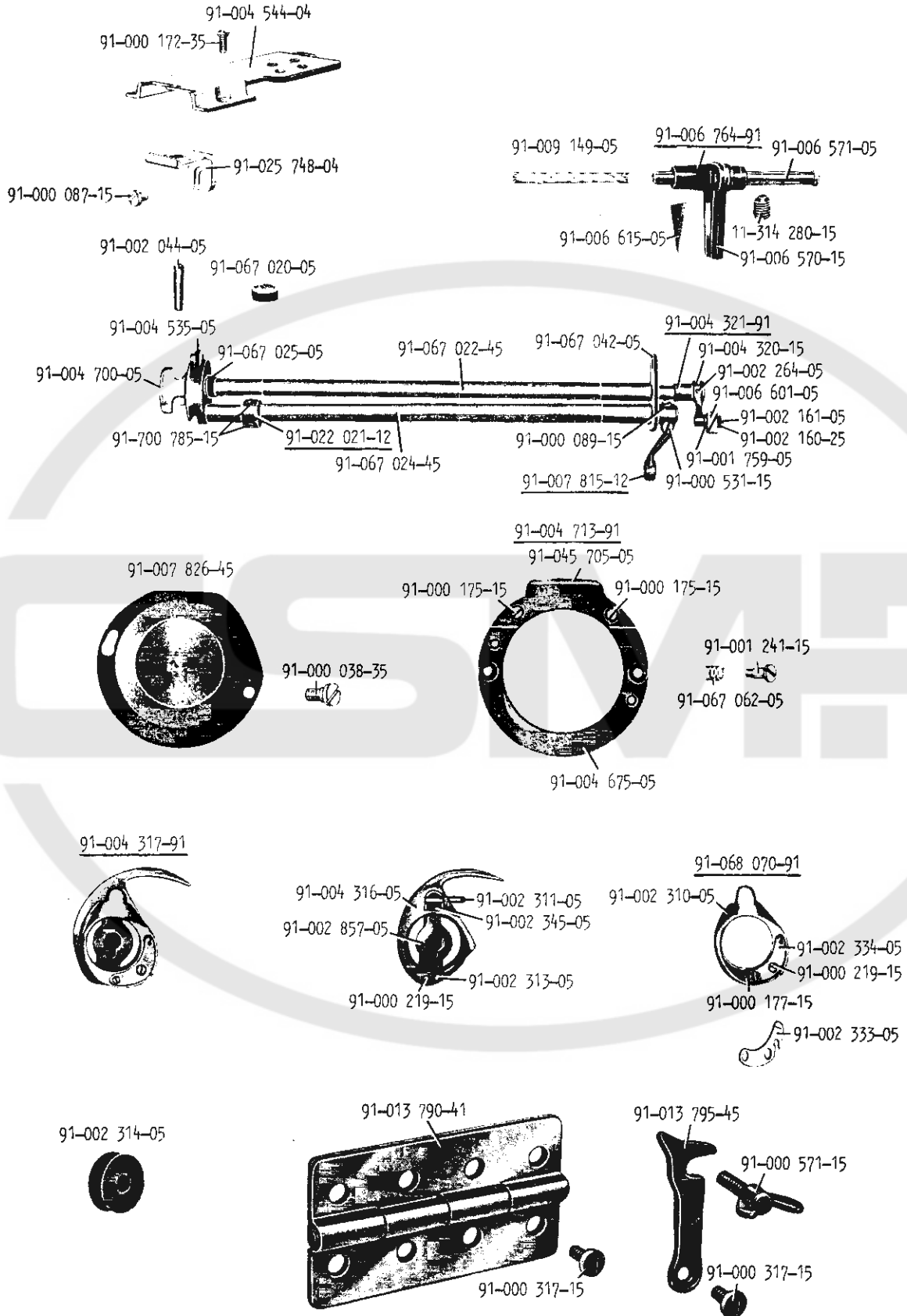


11-108 225-15	Binding screw (A M 5x10 DIN 84-8G) for No.91-067 011-12	91-018 357-45	Oil cup, for Nos.91-012 198-05; 91-020 002-05; 91-020 205-05; 91-068 061-91
11-108 285-15	Fastening screw (A M 6x10 DIN 84-8G) for No.91-068 061-91	91-020 002-05	Arm shaft bushing, front
11-108 291-15	Binding screw (A M 6x15 DIN 84-8G) for No.91-068 075-92	91-020 205-05	Arm shaft bushing, center
11-314 280-15	Fastening screw (M 6x8 DIN 438-5S) for Nos.91-012 198-05; 91-020 002-05; 91-020 205-05	<u>91-022 059-92</u>	Shuttle drive connecting rod, w/ set screw No.91-000 058-15
12-640 210-55	Slip washer (8 DIN 6799) for No.91-001 051-35	91-022 672-05	Oil wick, 40 mm long, for No.91-063 047-05
13-030 055-05	Stop pin (1.5 m 6x8 DIN 7-9S 20 K) for No.91-067 015-25	91-025 186-45	Lifting lever
13-250 097-25	Positioning pin (2x5 DIN 1476) for No.91-068 038-95	91-029 030-45	Spool pin washer for No.91-002 177-35
13-250 100-25	Positioning pin (2x6 DIN 1476) for No.91-067 014-35	91-030 246-15	Hinge stud for No.91-025 186-45
91-000 011-15	Hinge screw for Nos.91-004 556-92; 91-022 059-92	91-063 047-05	Oil tube, 20 mm long, for No.91-013 902-92
91-000 058-15	Fastening screw for No.91-022 059-92	91-067 006-05	Arm shaft
91-000 082-15	Fastening screw for No.91-067 701-11	91-067 009-15	Lifting lever pin for No.91-025 186-45
91-000 150-15	Fastening screw for No.91-013 902-92	91-067 010-05	Torsion spring for No.91-025 186-45
91-000 153-15	Fastening screw for No.91-025 186-45	<u>91-067 011-12</u>	Feed regulator crank, w/ binding screw No.11-108 225-15
91-000 230-15	Fastening screw for No.91-030 246-15	91-067 012-05	Feed regulator shaft
91-000 263-15	Binding screw for No.91-067 013-92	<u>91-067 013-92</u>	Feed regulator lever, w/ No.91-000 263-15 Binding screw No.91-000 715-35 Binding screw
91-000 298-05	Hinge screw for No.91-004 556-92	91-067 014-35	Stitch length indicator
91-000 321-15	Fastening screw for No.91-068 076-92	91-067 015-25	Feed regulator knob
91-000 323-15	End screw, rear, for No.91-067 006-05	91-067 016-05	Friction roller for No.91-067 012-05
91-000 401-15	Fastening screw for No.91-006 519-05	91-067 017-05	Pressure spring for No.91-067 016-05
91-000 456-15	Fastening screw for No.91-067 071-92	91-067 018-15	Set screw for No.91-067 017-05
91-000 715-35	Binding screw for No.91-067 013-92	91-067 020-05	Oil pad for Nos.91-020 002-05; 91-020 205-05
91-000 783-15	Fastening screw for No.91-067 071-92	91-067 021-45	Top cover
91-001 051-35	Chain suspension screw	91-067 026-15	Spacer for No.91-012 198-05
91-001 512-15	Nut for Nos.91-000 011-15; 91-000 298-05	<u>91-067 071-92</u>	Needle bar crank, w/ set screw No.91-000 783-15
91-001 954-05	Hinge stud for No.91-068 072-91	91-067 701-11	Oil cover
91-002 177-35	Spool pin for No.91-067 021-45	<u>91-067 702-91</u>	Feed regulator lever, compl., consisting of Nos.13-250 100-25; 91-067 013-92;91-067 014-35;91-067 015-25
91-002 571-05	Feed regulator link	91-068 038-95	Stitch length scale
<u>91-004 556-92</u>	Feed forked connection w/ No.91-000 298-05 Hinge screw No.91-001 512-15 Nut	<u>91-068 061-91</u>	Arm cover, compl., consisting of Nos.91-002 177-35; 91-018 357-45;91-029 030-45;91-067 021-45
91-006 519-05	Split bushing for No.91-067 071-92	<u>91-068 072-91</u>	Feed regulator crank, compl., consisting of Nos.91-001 954-05; 91-067 011-12
91-006 553-35	Thread guide	<u>91-068 075-92</u>	Counterbalancing collar, w/ binding screw No.11-108 291-15
91-007 328-35	Chain suspension hook for No.91-001 051-35	<u>91-068 076-92</u>	Balance wheel, w/ set screw No.91-000 321-15
91-009 148-05	Oil wick, 60 mm long, for No.91-018 357-45	91-067 079-91	Arm (not ill.)
91-012 198-05	Arm shaft bushing, rear		
<u>91-013 902-92</u>	Feed driving eccentric, w/ set screw No.91-000 150-15		
91-016 312-91	Chain for No.91-007 328-35		



Cylinder-Bed Parts





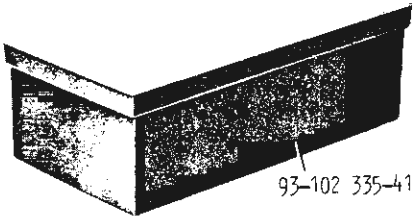
11-314 280-15	Fastening screw (M 6x8 DIN 438-5S) for No.91-006 571-05	91-006 570-15	Oscillating rock shaft
91-000 038-35	Fastening screw for No.91-007 826-45	91-006 571-05	Oscillating rock shaft hinge pin
91-000 087-15	Fastening screw for No.91-025 748-04	91-006 601-05	Slide block for No.91-001 759-05
91-000 089-15	Fastening screw for No.91-007 815-12	91-006 615-05	Oil pad for No.91-006 570-15
91-000 172-35	Fastening screw for No.91-004 544-04	<u>91-006 764-91</u>	Oscillating rock shaft, compl., consisting of Nos.91-006 570-15; 91-006 571-05
91-000 175-15	Fastening screw for No.91-045 705-05	<u>91-007 815-12</u>	Feed rock shaft crank, w/ No.91-000 089-15 Set screw Nr.91-000 531-15 Set screw
91-000 177-15	Fastening screw for Nos.91-002 333-05; 91-002 334-05	91-007 826-45	Shuttle race end cover
91-000 219-15	Fastening screw for No.91-002 345-05 and regulating screw for No.91-002 334-05	91-009 149-05	Oil wick, 150 mm long, for No.91-006 571-05
91-000 317-15	Fastening screw for Nos.91-013 790-41; 91-013 795-45	91-013 790-41	Cylinder-bed/base hinge
91-000 531-15	Fastening screw for No.91-007 815-12	91-013 795-45	Catch
91-000 571-05	Wing screw for No.91-013 795-45	<u>91-022 021-12</u>	Set collar, w/ set screw No.91-700 785-15, for No.91-067 024-45
91-001 241-15	Fastening screw for No.91-004 675-05	91-025 748-04	Feed dog (Orders should specify the type desired)
91-001 759-05	Stud for No.91-004 321-91	91-045 705-05	Shuttle race cap
91-002 044-05	Taper pin for No.91-004 700-05	91-067 020-05	Oil pad for No.91-067 022-45
91-002 160-25	Washer for No.91-006 601-05	91-067 022-45	Shuttle driver shaft
91-002 161-05	Rivet for No.91-004 321-91	91-067 024-45	Feed rock shaft
91-002 264-05	Positioning pin for No.91-004 320-15	91-067 025-05	Friction washer
91-002 310-05	Beak shuttle cover	91-067 042-05	Shaft bearing bracket for No.91-067 022-45
91-002 311-05	Hinge pin for Nos.91-004 316-05; 91-068 070-91	91-067 062-05	Presser spring for No.91-001 241-15
91-002 313-05	Positioning pin for No.91-002 345-05	<u>91-068 070-91</u>	Beak shuttle cover, compl., consisting of Nos.91-000 177-15; 91-000 219-15; 91-002 310-05; 91-002 333-05; 91-002 334-05
91-002 314-05	Bobbin	91-700 785-15	Fastening screw for No.91-022 021-12
91-002 333-05	Tension regulating spring		
91-002 334-05	Tension spring for No.91-002 310-05		
91-002 345-05	Beak shuttle cover spring		
91-002 857-05	Retaining spring for No.91-004 317-91		
91-004 316-05	Beak shuttle base		
<u>91-004 317-91</u>	Beak shuttle, compl., consisting of Nos.91-000 219-15; 91-002 311-05; 91-002 313-05; 91-004 316-05; 91-002 345-05; 91-002 857-05; 91-068 070-91		
91-004 320-15	Shuttle driver shaft crank	91-067 003-45	Cylinder bed (not ill.)
<u>91-004 321-91</u>	Shuttle driver shaft crank, compl., consisting of Nos.91-001 759-05; 91-002 160-25; 91-002 161-05; 91-004 320-15; 91-006 601-05	91-067 004-45	Cylinder bed end (not ill.)
91-004 535-05	Feed bar	91-067 069-45	Machine base (not ill.)
91-004 544-04	Needle plate (Orders should specify the type desired)	11-108 291-15	Fastening screw (A M 6x15 DIN 84-86) for No.91-067 004-45 (not ill.)
91-004 675-05	Shuttle race ring	11-130 458-15	Fastening screw (M 10x30 DIN 912-86) for No.91-067 003-45 (not ill.)
91-004 700-05	Shuttle driver, w/ feed lifting eccentric	13-060 400-05	Taper pin (6x32 DIN 1471) for No.91-067 003-45 (not ill.)
<u>91-004 713-91</u>	Shuttle race ring, compl., consisting of Nos.91-000 175-15; 91-004 675-05; 91-045 705-05	91-002 056-05	Positioning pin for No.91-067 004-45 (not ill.)

IV/1; IV/2

Accessory Parts



91-029 205-90



93-102 335-41

91-029 007-91



99-129 594-93



91-029 480-91



91-029 394-01



91-029 677-91



91-029 946-91



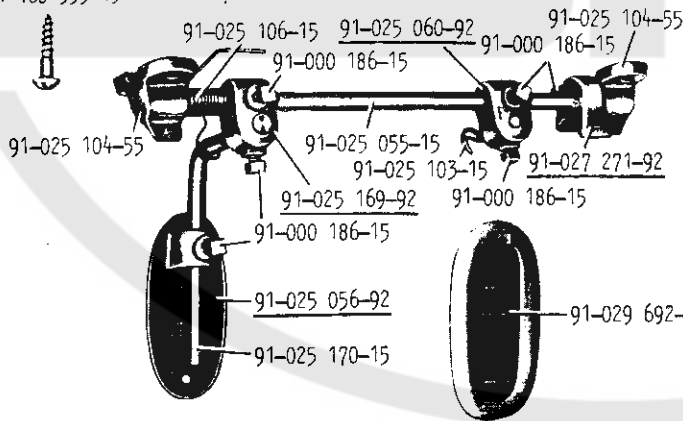
91-029 834-45



11-460 355-15



91-031 410-91



91-025 104-55

91-025 106-15

91-025 060-92

91-025 104-55

91-000 186-15

91-000 186-15

91-025 055-15

91-025 103-15

91-027 271-92

91-025 169-92

91-000 186-15

91-000 186-15

91-025 056-92

91-025 170-15

91-029 692-45

91-000 431-15



12-305 224-15

91-001 529-15

91-043 514-04



91-043 515-04



91-025 559-25

91-000 034-15

91-000 112-25



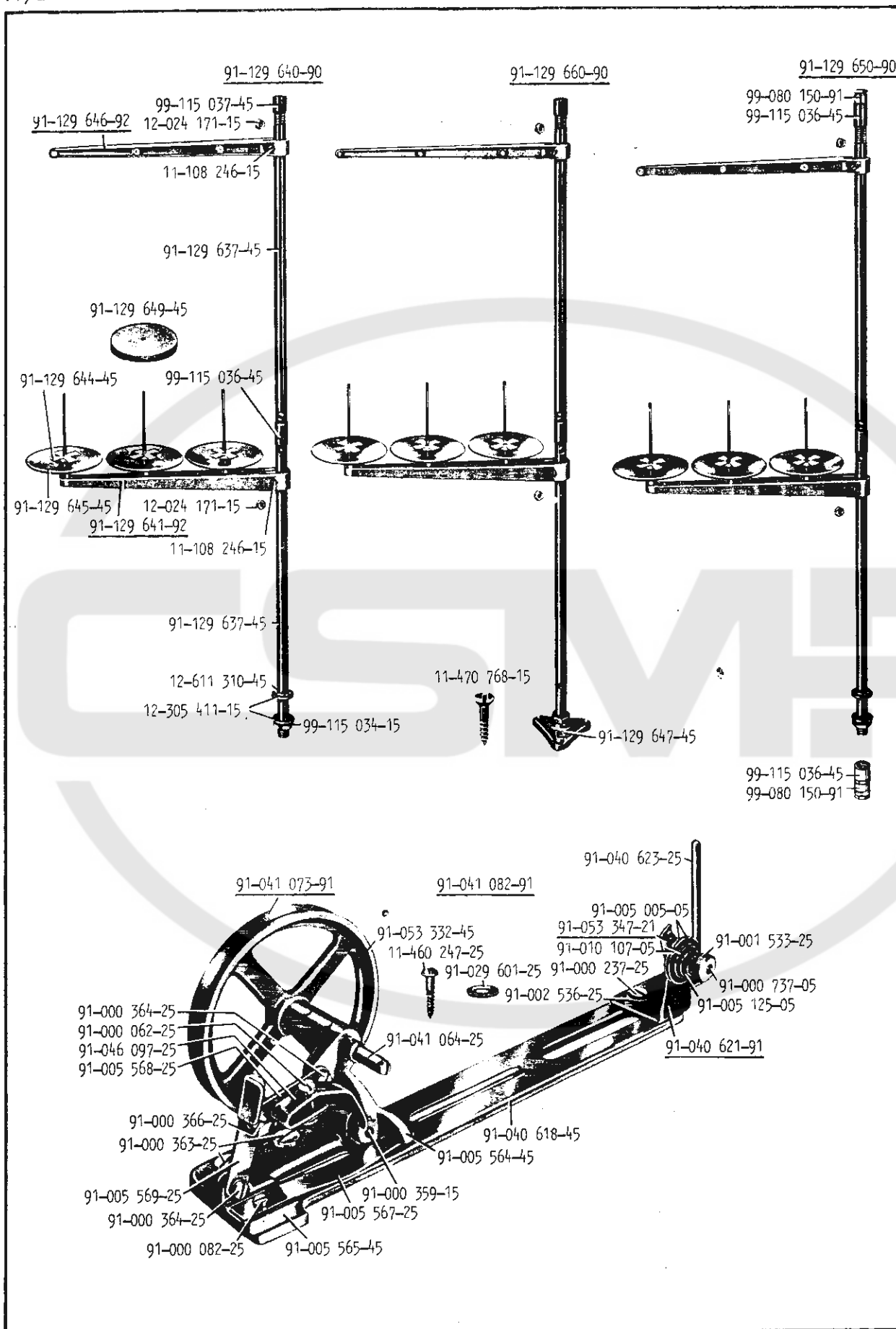
91-025 829-91

91-001 807-15



91-025 830-25

11-460 355-15 Wood screw (5.5x25 DIN 97-St)
 for No.91-031 410-91
 12-305 224-15 Washer (8.4 DIN 125-St)
 for No.91-001 529-15
 91-000 034-15 Hinge screw for No.91-001 807-15
 91-000 112-25 Attachment thumb screw for No.91-025 559-25
 91-000 186-15 Fastening screw for Nos.91-025 056-92;
 91-025 060-92; 91-025 169-92; 91-027 271-92
 91-000 431-15 Fastening screw for machine base
 91-001 529-15 Nut for No.91-000 431-15
 91-001 807-15 Roller for No.91-025 829-91
 91-025 055-15 Knee lifter rock shaft
91-025 056-92 Knee plate, w/
 set screw No.91-000 186-15,
 for No.91-025 170-15
91-025 060-92 Rock shaft lifting bracket, w/
 set screw No.91-000 186-15
 91-025 103-15 Chain suspension hook
 91-025 104-55 Bearing bracket for No.91-025 055-15
 91-025 106-15 Torsion spring for No.91-025 170-15
91-025 169-92 Knee plate arm bracket, w/
 set screw No.91-000 186-15
 91-025 170-15 Knee plate arm for No.91-025 169-92
 91-025 559-25 Stop washer for No.91-025 829-91
91-025 829-91 Edge guide, compl.,
 consisting of Nos.91-000 034-15; 91-001 807-15;
 91-025 830-25
 91-025 830-25 Edge guide for No.91-025 829-91
91-027 271-92 Stop washer, w/ fastening screw No.91-000 186-15,
 for No.91-025 055-15
 91-029 007-91 Screwdriver, 6 mm wide
91-029 205-90 Accessory box, w/
 No.91-000 112-25 Attachment thumb screw
 No.91-002 314-05 Bobbin (see Section III)
 No.91-025 829-91 Edge guide
 No.91-029 480-91 Screwdriver, 4.8 mm wide
 No.91-029 946-91 Screwdriver, 2.8 mm wide
 91-029 394-01 Oiler, empty
 91-029 480-91 Screwdriver, 4.8 mm wide
 91-029 677-91 Machine rest
 91-029 692-45 Rubber bed cover for No.91-025 056-92
 91-029 834-45 Machine cover
 91-029 946-91 Screwdriver, 2.8 mm wide
91-031 410-91 Knee lifter, compl.,
 consisting of Nos.91-025 055-15; 91-025 056-92;
 91-025 060-92; 91-025 103-15; 91-025 104-55;
 91-025 106-15; 91-025 169-92; 91-025 170-15;
 91-027 271-92
 91-043 514-04 Presser foot (Orders should specify the type desired)
 91-043 515-04 Presser foot (Orders should specify the type desired)
 93-102 335-41 Accessory box
 99-129 594-93 Wrapper with needles, System 690



11-108 246-15	Binding screw (A M 5x25 DIN 84-8G) for Nos.91-129 641-92; 91-129 646-92	91-040 623-25	Spool pin
11-460 247-25	Wood screw (4.5x20 DIN 96-St) for No.91-041 082-91	91-041 064-25	Bobbin winder spindle
11-470 768-15	Wood screw (5.5x22 DIN 97-St) for No.91-129 647-45	<u>91-041 073-91</u>	Bobbin, compl., consisting of Nos.91-000 062-25; 91-000 082-25; 91-000 359-15; 91-000 364-25; 91-000 366-25; 91-005 564-45; 91-005 565-45; 91-005 567-25; 91-005 568-25; 91-005 569-25; 91-041 064-25; 91-046 097-25; 91-053 332-45
12-024 171-15	Nut (M 5 DIN 934/1-5S) for No.11-108 246-15	<u>91-041 082-91</u>	Bobbin winder, table model, compl., consisting of Nos.91-000 237-25; 91-000 363-25; 91-002 536-25; 91-040 618-45; 91-040 621-91; 91-041 073-91
12-305 411-15	Washer (19 DIN 125-St) for Nos.91-129 640-90; 91-129 650-90	91-046 097-25	Bobbin winder stop latch
12-611 310-45	Circlip (18x1.5 DIN 471) for No.12-305 411-15	91-053 332-45	Bobbin winder pulley
91-000 062-25	Set screw for No.91-046 097-25	<u>91-053 347-21</u>	Bobbin winder tension bracket, w/ position pin No.91-010 107-05, for No.91-040 621-91
91-000 082-25	Fastening screw for No.91-005 567-25	91-129 637-45	Spool rest rod
91-000 237-25	Fastening screw for No.91-040 621-91	<u>91-129 640-90</u>	Thread unwinder (standard-version); compl. consisting of Nos.12-305 411-15; 12-611 310-45; 91-129 637-45; 91-129 641-92; 91-129 644-05; 91-129 645-45; 91-129 646-92; 91-129 649-45; 99-115 034-15; 99-115 036-45; 99-115 037-45
91-000 359-15	Hinge screw for Nos.91-005 564-45; 91-005 565-45	<u>91-129 641-92</u>	Spool rest, w/ No.11-108 246-15 Binding screw No.12-024 171-15 Nut
91-000 363-25	Fastening screw for No.91-041 073-91	91-129 644-05	Spool retaining washer
91-000 364-25	Hinge screw for Nos.91-005 568-25; 91-005 569-25	91-129 645-45	Spool disc
91-000 366-25	Hinge screw for Nos.91-005 568-25; 91-005 569-25	<u>91-129 646-92</u>	Thread guide, w/ No.11-108 246-15 Binding screw No.12-024 171-15 Nut
91-000 737-05	Tension stud	91-129 647-45	Thread unwinder base for No.91-129 660-90
91-001 533-25	Nut for No.91-000 737-05	91-129 649-45	Spool pin washer (foam rubber)
91-002 536-25	Washer for No.91-000 237-25	<u>91-129 650-90</u>	Thread unwinder (special version), compl., Same components as No.91-129 640-90, but incorporating No.99-080 150-91 Gland (for power connection from above)
91-005 005-05	Tension disc	91-129 660-90	Thread unwinder (special version), compl., Same components as No.91-129 640-90, but incorporating No.11-470 768-15 Wood screw No.91-129 647-45 Thread unwinder base
91-005 125-05	Tension spring		
91-005 564-45	Bobbin winder frame		
91-005 565-45	Bobbin winder frame base		
91-005 567-25	Bobbin winder frame spring		
91-005 568-25	Bobbin winder stop latch trip lever for Nos.91-005 564-45; 91-005 569-25		
91-005 569-25	Bobbin winder thumb lever for No.91-005 568-25		
91-010 107-05	Position pin for No.91-053 347-21		
91-029 601-25	Washer for No.11-460 247-25		
91-040 618-45	Bobbin winder base for Nos.91-040 621-91; 91-041 073-91		
<u>91-040 621-91</u>	Thread guide, compl., consisting of Nos.91-000 737-05; 91-001 533-25; 91-005 005-05; 91-005 125-05; 91-040 623-25; 91-053 347-21		

99-080 150-91 Gland for No.91-129 650-90
99-115 034-15 Nut for No.91-129 637-45
99-115 036-45 Sleeve for No.91-129 637-45
99-115 037-45 Cap for No.91-129 637-45

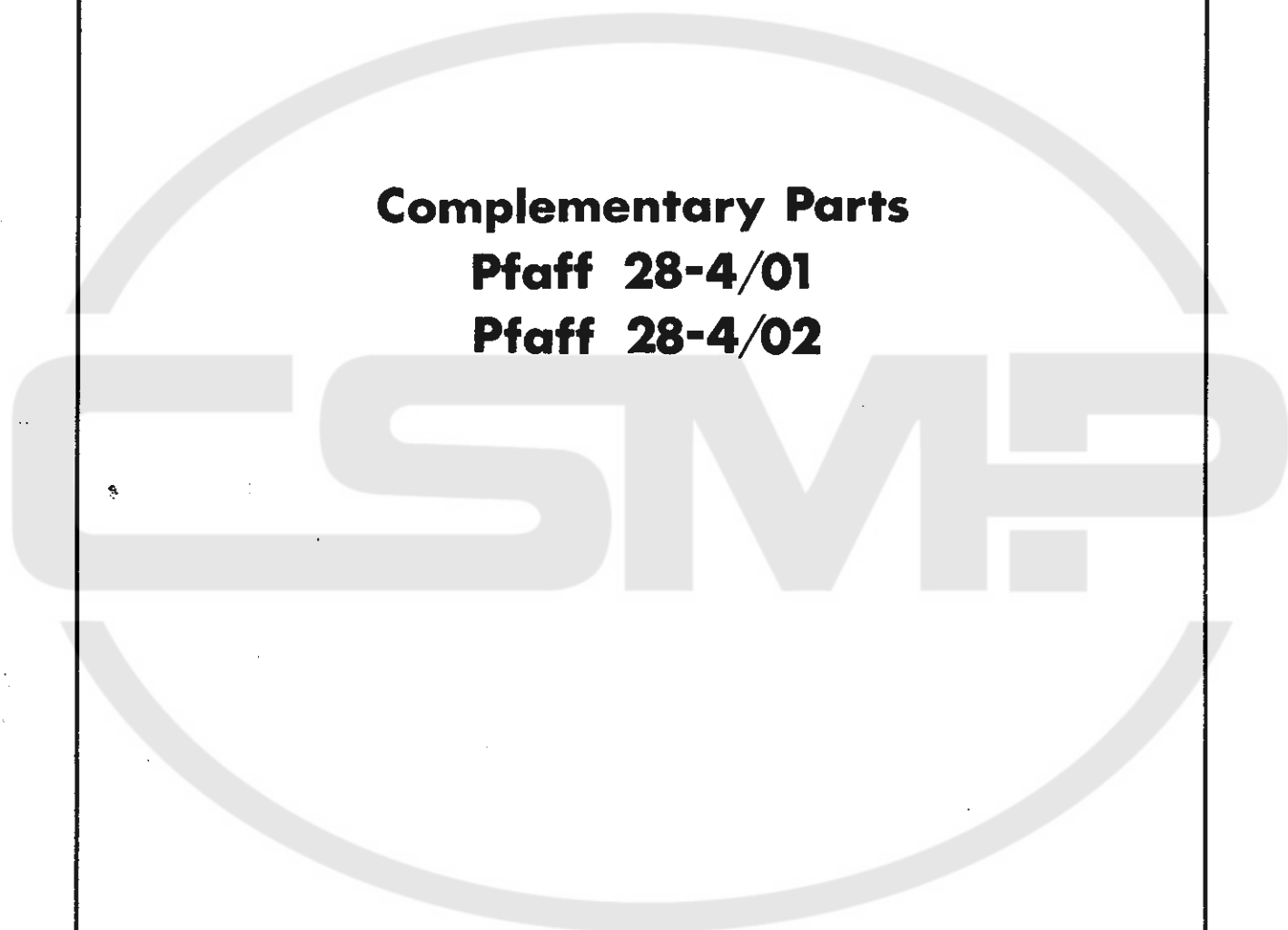


V

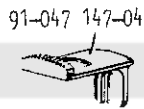

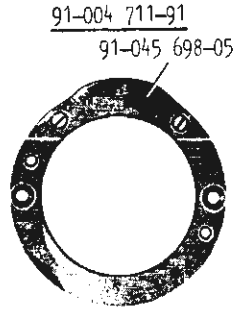
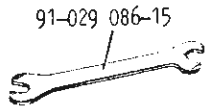
Complementary Parts

Pfaff 28-4/01

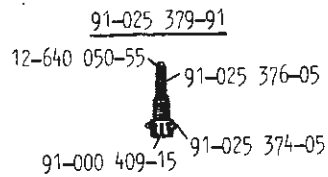
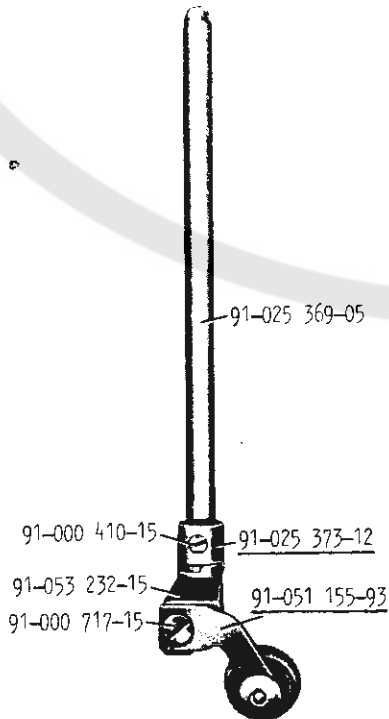
Pfaff 28-4/02



Pfaff 28-4/01



Pfaff 28-4/02



Complementary Parts for the Pfaff 28-4/01
(For standard parts, please refer to the Pfaff 28-9)

V

- 91-004 711-91 Shuttle race ring, compl., same as No.91-004 713-91 (see Section III), but incorporating shuttle race cap No.91-045 698-05
- 91-008 081-35 Oiler
- 91-029 086-15 Wrench
- 91-045 698-05 Shuttle race cap
- 91-046 180-93 Roller presser, swing-up type, compl., (Orders should specify model A or B and the roller width desired), consisting of:
- No.14-650 104-05 Ball (1/16" IV DIN 5401), 30 ea.
- No.91-000 082-15 Fastening screw for No.91-025 637-15
- No.91-000 143-15 Center screw
- No.91-000 146-15 Set screw
- No.91-000 225-15 Fastening screw for No.91-042 577-15
- No.91-000 753-15 End screw for No.91-042 577-15
- No.91-001 525-15 Nut for Nos.91-000 143-15; 91-000 146-15
- No.91-001 821-14 Roller (Orders should specify model A or B and the roller width desired)
- No.91-025 635-25 Roller presser arm bracket
- No.91-025 637-15 Leaf spring
- No.91-041 739-15 Ball cone
- No.91-042 577-15 Roller stud
- No.91-046 181-12 Roller presser arm, w/ position pin No.21110-2.022-5

Continued overleaf

Complementary Parts for the Pfaff 28-4/02
(For standard parts, please refer to the Pfaff 28-4/01)


- 12-640 050-55 Slip washer (1.5 DIN 6799) for No.91-025 379-91
- 91-000 409-15 End screw for No.91-025 379-91
- 91-000 410-15 Fastening screw for No.91-025 373-12
- 91-000 717-15 Fastening screw for No.91-051 155-93
- 91-025 369-05 Presser bar
- 91-025 373-12 Position collar, w/ set screw No.91-000 410-15
- 91-025 374-05 Spring stop for No.91-025 379-91
- 91-025 376-05 Pressure spring for No.91-025 379-91
- 91-025 379-91 Spring stop, compl., consisting of Nos.12-640 050-55; 91-000 409-15; 91-025 374-05; 91-025 376-05
- 91-051 155-93 Roller presser, swing type, Model A; B, compl., consisting of:
- No.91-001 027-15 Fastening screw for No.91-001 927-14
- No.91-001 665-15 Nut
- No.91-001 927-14 Roller, Models A; B,
- No.91-046 187-04 Bearing needles, 16 ea
- No.91-051 153-15 Roller presser arm
- 91-053 232-15 Roller presser arm bracket

Complementary Parts for the Pfaff 28-4/01
(For standard parts, please refer to the Pfaff 28-9)

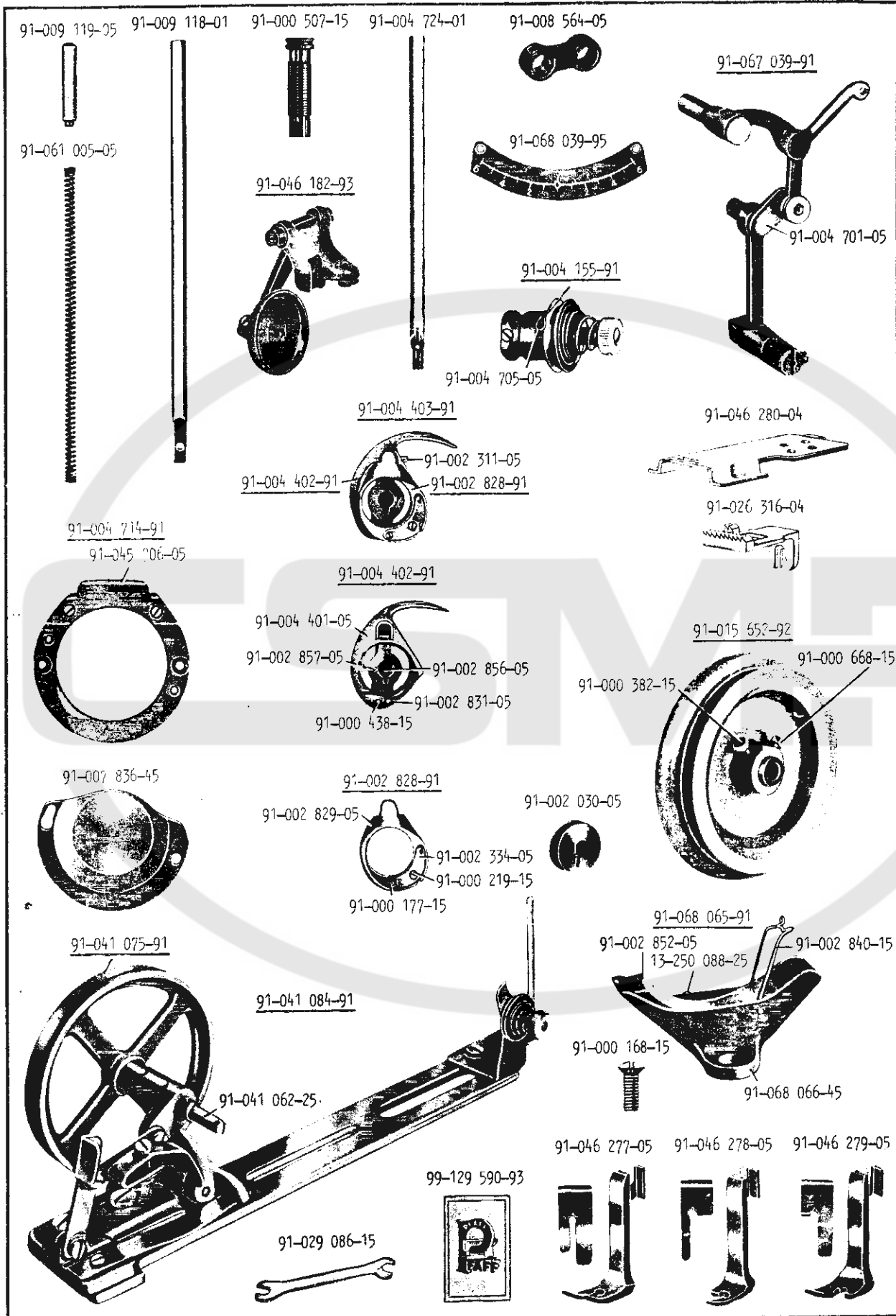
91-047 147-04 Feed dog
(Orders should specify type desired,
as indicated on part)

91-048 398-04 Needle plate
(Orders should specify type desired,
as indicated on part)

**Complementary Parts
Pfaff 28-10**



Pfaff 28-10



Complementary Parts for the Pfaff 28-10
(For standard parts, please refer to the Pfaff 28-9)

VI

13-250 088-25	Stop pin (2x3 DIN 1476) for No.91-068 065-91	91-009 118-01	Presser bar
91-000 168-15	Fastening screw for No.91-068 065-91	91-009 119-05	Presser bar spring stop pin for No.91-061 005-05
91-000 177-15	Fastening screw for No.91-002 334-05	<u>91-015 652-92</u>	Balance wheel (Model D), w/ No.91-000 382-15 Set screw, blunt No.91-000 668-15 Set screw, pointed
91-000 219-15	Regulating screw for No.91-002 334-05	91-026 316-04	Feed dog (Orders should specify the type desired)
91-000 382-15	Fastening screw, blunt, for No.91-015 652-92	91-029 086-15	Wrench
91-000 438-15	Fastening screw for Nos.91-002 856-05; 91-002 857-05	91-041 062-25	Bobbin winder spindle
91-000 507-15	Pressure regulating screw	<u>91-041 075-91</u>	Bobbin winder, compl., Same as No.91-041 073-91 (see Section IV/2), but incorporating bobbin winder spindle No.91-041 062-25
91-000 668-15	Fastening screw, pointed, for No.91-015 652-92	<u>91-041 084-91</u>	Bobbin winder, table model, compl., Same as No.91-041 082-91 (see Section IV/2), but incorporating bobbin winder No.91-041 075-91 compl.
91-002 030-05	Bobbin	91-045 706-05	Shuttle race ring cap
91-002 311-05	Hinge pin for No.91-004 403-91	<u>91-046 182-93</u>	Roller presser, swing-up type, compl., (Orders should specify the type and roller width desired) consisting of: No.14-650 121-05 Ball (3/32" I DIN 5401), 24 ea. No.91-000 082-15 Fastening screw for No.91-025 637-15 No.91-000 143-15 Center screw No.91-000 146-15 Set screw No.91-000 225-15 Fastening screw for No.91-046 426-15 No.91-000 753-15 End screw for No.91-046 426-15 No.91-001 525-15 Nut for Nos.91-000 143-15; 91-000 146-15 No.91-001 820-14 Roller (Orders should specify the type and roller width desired) No.91-025 635-25 Roller presser arm bracket No.91-025 637-15 Leaf spring No.91-041 735-05 Ball cone No.91-046 183-12 Roller presser arm, w/ position pin No.21110-2.022-5 No.91-046 426-15 Roller stud
91-002 334-05	Tension spring for No.91-002 828-91	91-046 277-05	Presser foot
<u>91-002 828-91</u>	Beak shuttle cover, compl., consisting of Nos.91-000 177-15; 91-000 219-15; 91-002 334-05; 91-002 829-05	91-046 278-05	Presser foot
91-002 829-05	Beak shuttle cover	91-046 279-05	Presser foot
91-002 831-05	Positioning pin for Nos.91-002 856-05; 91-002 857-05	91-046 280-04	Needle plate (Orders should specify the type desired)
91-002 840-15	Thread guide for No.91-068 065-91	91-061 005-05	Presser bar spring, inner
91-002 852-05	Oil felt for No.91-068 065-91	<u>91-067 039-91</u>	Take-up lever, compl., Same as No.91-067 038-91 (see Section I), but incorporating take-up crank No.91-004 701-05
91-002 856-05	Beak shuttle cover spring	91-068 039-95	Stitch length scale
91-002 857-05	Retaining spring for No.91-004 402-91		
<u>91-004 155-91</u>	Thread tension (Model B), compl., Same as No.91-006 815-91 (see Section I), but incorporating thread check spring No.91-004 705-05 For Models C & D No.91-004 196-91 (not ill.), Same as No.91-004 155-91, but incorporating tension spring No.91-010 215-05		
91-004 401-05	Beak shuttle		
<u>91-004 402-91</u>	Beak shuttle, compl., consisting of Nos.91-000 438-15; 91-002 831-05; 91-002 856-05; 91-002 857-05; 91-004 401-05		
<u>91-004 403-91</u>	Beak shuttle, with cover, compl., consisting of Nos.91-002 311-05; 91-002 828-91; 91-004 402-91		
91-004 701-05	Take-up crank		
91-004 705-05	Thread check spring		
<u>91-004 714-91</u>	Shuttle race ring, compl., Same as No.91-004 713-91 (see Section III), but incorporating shuttle race ring No.91-045 706-05		
91-004 724-01	Needle bar		
91-007 836-45	Shuttle race end cover		
91-008 564-05	Feed regulator link for No.91-004 556-92 (see Section II)		

Complementary Parts for the Pfaff 28-10
(For standard parts, please refer to the Pfaff 28-9)

VI

91-068 065-91 Thread lubricator, compl.,
consisting of Nos. 13-250 088-25;
91-002 840-15; 91-002 852-05; 91-068 066-45

91-068 066-45 Oil pad holder for No. 91-068 065-91

99-129 590-93 Wrapper, w/ needles, System 805

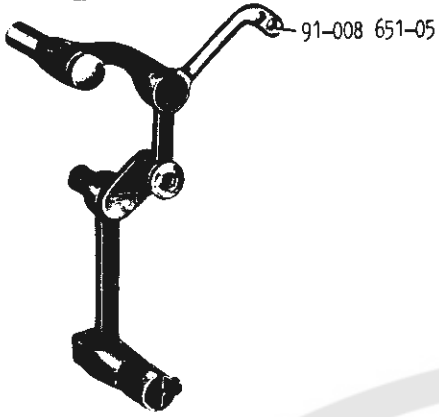


**Complementary Parts
Pfaff 28-10-92
Pfaff 28-8**



Pfaff 28-10-92

91-067 061-91



91-008 651-05

91-767 830-92



11-317 083-15 11-174 086-15


91-009 158-35



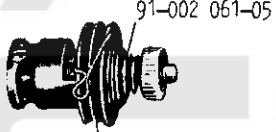
91-007 071-05



91-048 059-04



91-067 807-91



91-002 061-05

91-009 157-05

99-129 584-93



91-047 024-04



Pfaff 28-8

91-046 180-93



91-029 086-15



Complementary Parts for the Pfaff 28-10-92
(For standard parts, please refer to the Pfaff 28-10)

VII

- 11-174 086-15 Needle set screw (M 3x4 DIN 920-5S)
11-317 083-15 Needle set screw (M 3x3 DIN 551-5S)
91-002 061-05 Tension spring
91-007 071-05 Tension release plunger
91-008 651-05 Take-up lever
91-009 157-05 Tension disc, center
91-009 158-35 Thread guide
91-047 024-04 Feed dog
(Orders should specify the type desired)
91-048 059-04 Needle plate
(Orders should specify the type desired)
91-067 061-91 Take-up lever, compl.,
Same as No.91-067 059-91 (see Section VI),
but incorporating take-up lever No.91-008 651-05
91-067 807-91 Thread tension, (Models B; C & D), compl.,
Same as No.91-004 155-91 (see Section VI),
but incorporating
No.91-002 061-05 Tension spring
No.91-009 157-05 Tension disc, center
91-767 830-92 Needle bar, w/
needle set screw Nos.11-174 086-15;
11-317 083-15
99-129 584-93 Wrapper, w/ needles, System 134

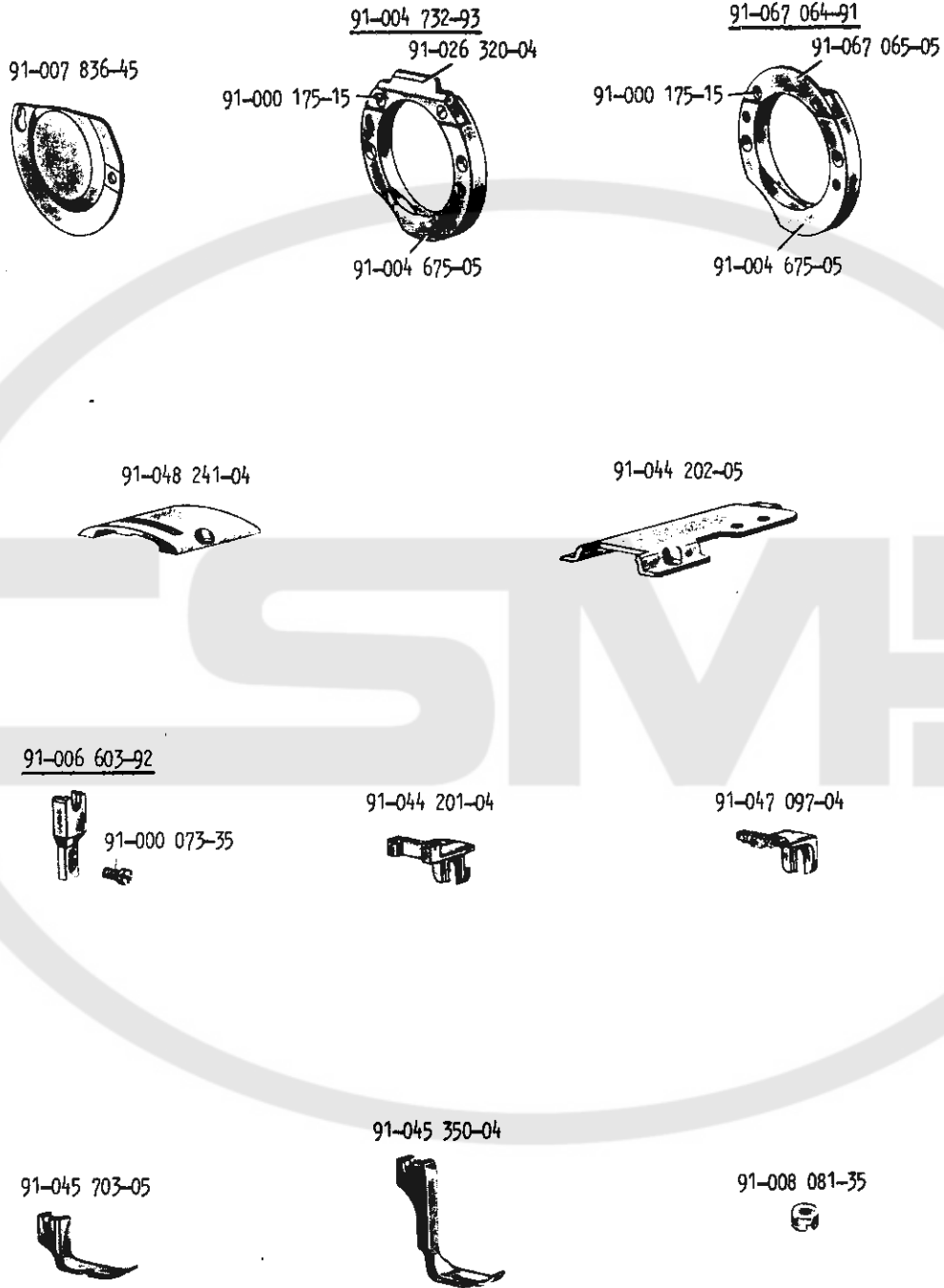
Complementary Parts for the Pfaff 28-8
(For standard parts, please refer to the Pfaff 28-9)

- 91-029 086-15 Wrench
91-046 180-93 Roller presser, swing-up type, compl.,
(Orders should specify Model A or B and
roller width desired)
consisting of:
No.14-650 104-05 Ball (1/16" IV DIN 5401),
30 ea.
No.91-000 082-15 Fastening screw
for No.91-025 637-15
No.91-000 143-15 Center screw
No.91-000 146-15 Set screw
No.91-000 225-15 Fastening screw
for No.91-042 577-15
No.91-000 753-15 End screw
for No.91-042 577-15
No.91-001 525-15 Nut
for Nos.91-000 143-15;
91-000 146-15
No.91-001 821-14 Roller
(Orders should specify Model
A or B and roller width desired)
No.91-025 635-25 Roller presser arm bracket
No.91-025 637-15 Leaf spring
No.91-041 739-15 Ball cone
No.91-042 577-15 Roller stud
No.91-046 181-12 Roller presser arm, w/
position pin
No.21110-2.022-5

VIII

**Complementary Parts
Pfaff 28-190/01;-190/02**





- 91-000 073-35 Fastening screw for No.91-006 603-92
- 91-000 175-15 Fastening screw for Nos.91-026 320-04;
91-067 065-05
- 91-004 675-05 Shuttle race ring for Nos.91-004 732-93;
91-067 064-91
- 91-004 732-93 Shuttle race ring, compl.,
consisting of Nos.91-000 175-15;
91-004 675-05; 91-026 320-04
(Subcl.-190/01)
Orders should specify the type desired
- 91-006 603-92 Presser foot adaptor, w/
set screw No.91-000 073-35
(Subcl.-190/01)
- 91-007 836-45 Shuttle race end cover
- 91-008 081-35 Oil sleeve for cylinder bed
(Subcl.-190/02)
- 91-026 320-04 Shuttle race cap
(Subcl.-190/01)
Orders should specify the type desired
- 91-044 201-04 Feed dog
(Subcl.-190/01)
Orders should specify the type desired
- 91-044 202-05 Needle plate
(Subcl.-190/01)
- 91-045 350-04 Presser foot
(Subcl.-190/02)
Orders should specify the type desired
- 91-045 703-05 Presser foot
(Subcl.-190/01)
- 91-047 097-04 Feed dog
(Subcl.-190/02)
Orders should specify the type desired
- 91-048 241-04 Needle plate
(Subcl.-190/02)
Orders should specify the type desired
- 91-067 064-91 Shuttle race ring, compl.,
consisting of Nos.91-000 175-15;
91-004 675-05; 91-067 065-05
(Subcl.-190/02)
- 91-067 065-05 Shuttle race cap
(Subcl.-190/02)

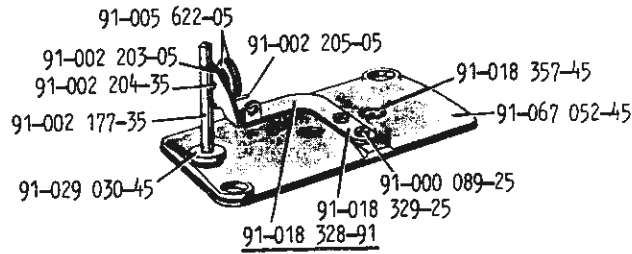
IX

**Complementary Parts
Pfaff 28-209**

CSMP

Pfaff 28-209

91-067 806-91



91-004 731-92




91-004 733-92



91-767 051-92



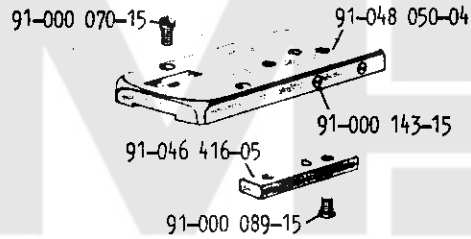
91-046 180-93



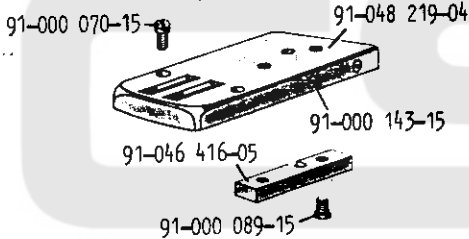
91-044 773-03



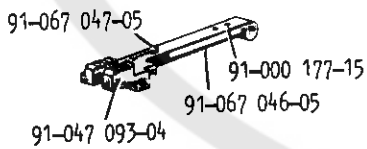
91-048 049-93



91-048 218-93



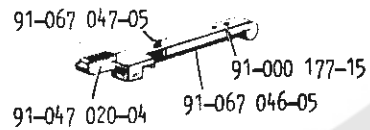
91-047 092-93



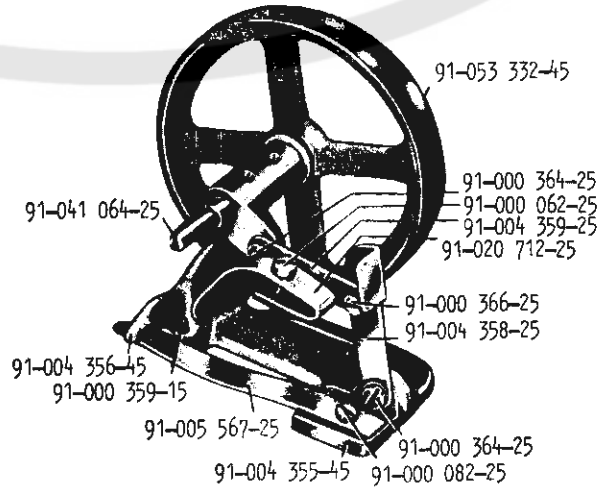
91-004 728-05




91-047 019-93



91-041 074-91



91-007 836-45



91-004 729-05



91-029 086-15



Complementary Parts for Pfaff 28-209
(For standard parts, please refer to the Pfaff 28-9)

IX

11-174 086-15	Needle set screw	91-029 030-45	Spool pin washer for No.91-002 177-35
91-000 062-25	Set screw for No.91-020 712-25	91-029 086-15	Wrench
91-000 070-15	Fastening screw for Nos.91-048 049-93; 91-048 218-93	91-041 064-25	Bobbin winder spindle
91-000 073-35	Fastening screw for Nos.91-004 731-92; 91-004 733-92	<u>91-041 074-91</u>	Bobbin winder, table model, compl., consisting of Nos.91-000 062-25; 91-000 082-25; 91-000 359-15; 91-000 364-25; 91-000 366-25; 91-004 355-45; 91-004 356-45; 91-004 358-25; 91-004 359-25; 91-005 567-25; 91-020 712-25; 91-041 064-25; 91-053 332-45
91-000 082-25	Fastening screw for No.91-005 567-25	91-044 773-03	Presser foot (Models A & B, fabric) Orders should specify the type desired
91-000 089-15	Fastening screw for No.91-046 416-05	<u>91-046 180-93</u>	Roller presser, swing-up type, compl., (Orders should specify the type and roller width desired), consisting of: No.14-650 104-05 Ball (1/16" IV DIN 5401) 30 ea. No.91-000 082-15 Fastening screw for No.91-025 637-15 No.91-000 143-15 Center screw No.91-000 146-15 Set screw No.91-000 225-15 Fastening screw for No.91-042 577-15 No.91-000 753-15 End screw for No.91-042 577-15 No.91-001 525-15 Nut for Nos.91-000 143-15; 91-000 146-15 No.91-001 821-14 Roller (Orders should specify the roller width desired) No.91-025 635-25 Roller presser arm bracket No.91-025 637-15 Leaf spring No.91-041 739-15 Ball cone No.91-042 577-15 Roller stud No.91-046 181-12 Roller presser arm, w/ position pin No.21110-2.022-5
91-000 089-25	Fastening screw for No.91-018 328-91	91-046 416-05	Slide plate for Nos.91-048 050-04; 91-048 219-04
91-000 143-15	Set screw for Nos.91-048 050-04; 91-048 219-04	<u>91-047 019-93</u>	Feed dog (Models A & B, leather), compl., consisting of Nos.91-000 177-15; 91-047 020-04; 91-067 046-05; 91-067 047-05 Orders should specify the type desired
91-000 177-15	Fastening screw for No.91-067 046-05	91-047 020-04	Feed dog (Models A & B, leather) Orders should specify the type desired
91-000 359-15	Hinge screw for No.91-004 356-45	<u>91-047 092-93</u>	Feed dog (Models A & B, fabric), compl., consisting of Nos.91-000 177-15; 91-047 093-04; 91-067 046-05; 91-067 047-05 Orders should specify the type desired
91-000 364-25	Hinge screw for Nos.91-004 358-25; 91-004 359-25	91-047 093-04	Feed dog (Models A & B, fabric) Orders should specify the type desired
91-000 366-25	Hinge screw for No.91-004 359-25		
91-002 177-35	Spool pin for No.91-067 052-45		
91-002 203-05	Tension spring		
91-002 204-35	Tension release plunger		
91-002 205-05	Thread guide		
91-004 355-45	Bobbin winder frame base		
91-004 356-45	Bobbin winder frame		
91-004 358-25	Bobbin winder thumb lever for No.91-041 074-91		
91-004 359-25	Bobbin winder stop latch trip lever for No.91-004 358-25		
91-004 728-05	Feed dog carrier		
91-004 729-05	Shuttle race ring		
<u>91-004 731-92</u>	Presser foot adaptor, w/ set screw No.91-000 073-35 for No.91-044 773-03		
<u>91-004 733-92</u>	Presser foot adaptor, w/ set screw No.91-000 073-35 for No.91-046 180-93		
91-005 567-25	Bobbin winder frame spring		
91-005 622-05	Tension disc		
91-007 836-45	Shuttle race end cover		
<u>91-018 328-91</u>	Thread tension, compl., consisting of Nos.91-002 203-05; 91-002 204-35; 91-002 205-05; 91-005 622-05; 91-018 329-25		
91-018 329-25	Bobbin winder tension bracket		
91-018 357-45	Oil cup for No.91-067 806-91		
91-020 712-25	Bobbin winder stop latch		

Complementary Parts for Pfaff 28-209
(For standard parts, please refer to the Pfaff 28-9)

IX

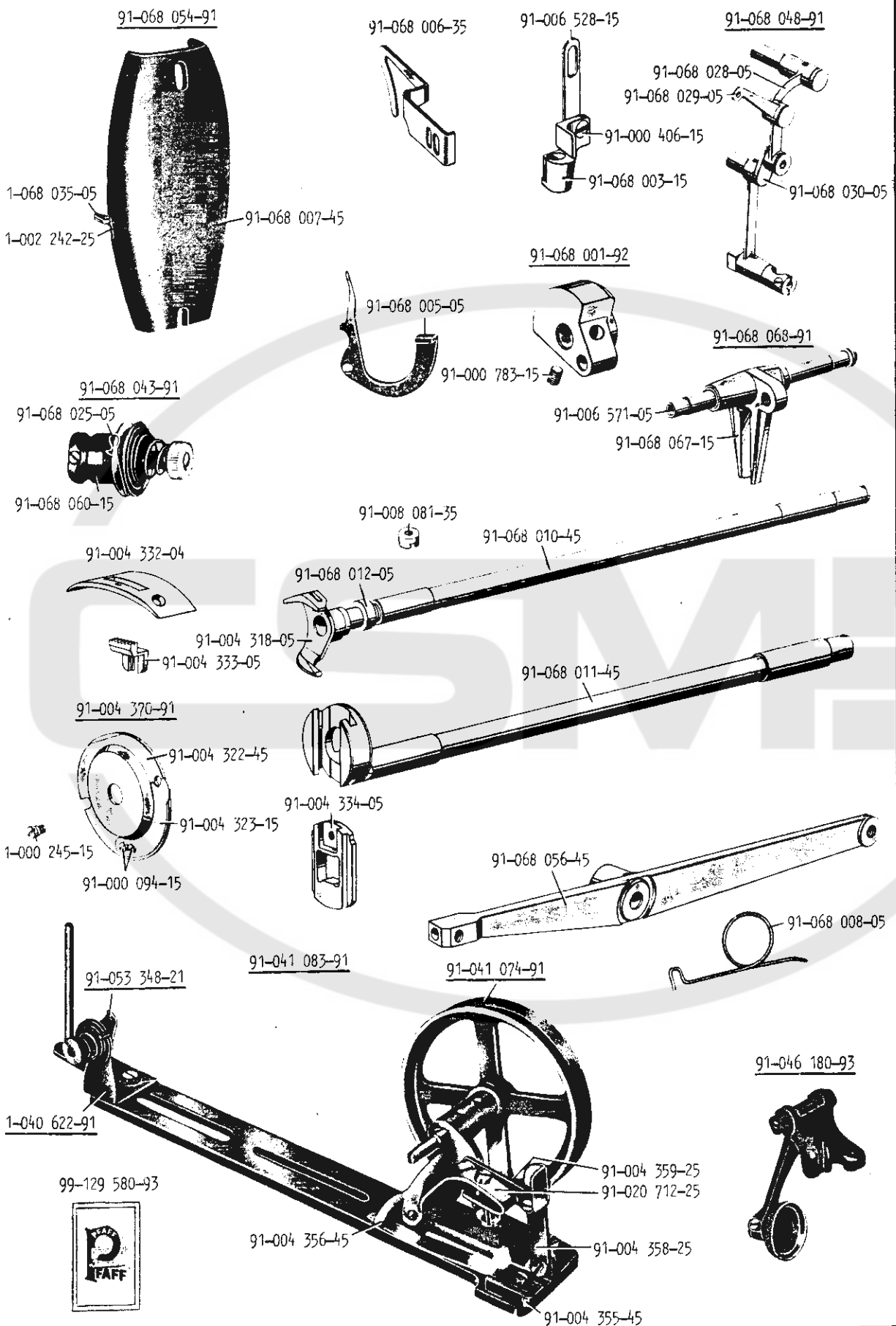
- 91-048 049-93 Needle plate (Models A & B, leather), compl.,
consisting of Nos.91-000 089-15;
91-000 143-15; 91-046 416-05;
91-048 050-04
Orders should specify the type desired
- 91-048 050-04 Needle plate (Models A & B, leather)
Orders should specify the type desired
- 91-048 218-93 Needle plate (Models A & B, fabric), compl.,
consisting of Nos.91-000 089-15;
91-000 143-15; 91-046 416-05;
91-048 219-04
Orders should specify the type desired
- 91-048 219-04 Needle plate (Models A & B, fabric)
Orders should specify the type desired
- 91-053 332-45 Bobbin winder pulley
- 91-067 046-05 Leaf spring for No.91-067 047-05
- 91-067 047-05 Pressure spring (Nylon) for Nos.91-047 020-04;
91-047 093-04
- 91-067 052-45 Arm cover
- 91-067 806-91 Arm cover, compl.,
consisting of Nos.91-000 089-25;
91-002 177-35; 91-018 328-91;
91-018 357-45; 91-029 030-45;
91-067 052-45
- 91-767 051-92 Needle bar, w/
needle set screw No.11-174 086-15
- 91-067 045-45 Cylinder bed, not ill.

X

**Complementary Parts
Pfaff 27-4**

CSMP

Pfaff 27-4



Complementary parts for the Pfaff 27-4
(For standard parts, please refer to the Pfaff 28-9)

X

91-000 094-15 Fastening screw for No.91-004 323-15
 91-000 245-15 Fastening screw for No.91-004 322-45
 91-000 406-15 Fastening screw for No.91-006 528-15
 91-000 783-15 Fastening screw for No.91-068 001-92
 91-002 242-25 Rivet for No.91-068 035-05
 91-004 318-05 Shuttle driver, w/
 feed lifting eccentric
 91-004 322-45 Shuttle race end cover
 91-004 323-15 Cover spring for No.91-004 322-45
 91-004 332-04 Needle plate
 (Orders should specify Models A, B or C)
 91-004 333-05 Feed dog
 91-004 334-05 Feed dog carrier
 91-004 355-45 Bobbin winder frame base
 91-004 356-45 Bobbin winder frame
 91-004 358-25 Bobbin winder thumb lever
 for No.91-004 359-25
 91-004 359-25 Bobbin winder stop latch trip lever
 for No.91-004 358-25
 91-004 370-91 Shuttle race end cover, compl.,
 consisting of Nos.91-000 094-15;
 91-004 322-45; 91-004 323-15
 91-006 528-15 Lifting lever link
 91-006 571-05 Oscillating rock shaft hinge pin
 91-008 081-35 Oil cup for No.91-068 010-45
 91-020 712-25 Bobbin winder stop latch
 91-040 622-91 Thread tension, compl.,
 Same components as No.91-040 621-91
 (see Section IV/2),
 but incorporating
 bobbin winder tension bracket
 No.91-053 348-21
 91-041 074-91 Bobbin winder, compl.,
 Same components as No.91-041 073-91
 (see Section IV/2), but incorporating
 No.91-004 355-45 Bobbin winder
 frame base
 No.91-004 356-45 Bobbin winder frame
 No.91-004 358-25 Bobbin winder
 thumb lever
 No.91-004 359-25 Bobbin winder stop
 latch trip lever
 No.91-020 712-25 Bobbin winder stop
 latch

91-041 083-91 Bobbin winder, table model, compl.,
 Same components as No.91-041 082-91
 (see Section IV/2), but incorporating
 No.91-040 622-91 thread tension
 No.91-041 074-91 Bobbin winder
 91-046 180-93 Roller presser, swing-up type, compl.,
 (Orders should specify Model A, B or C
 and the roller width desired),
 consisting of:
 No.14-650 104-05 Ball (1/16" IV
 DIN 5401), 30 ea.
 No.91-000 082-15 Fastening screw
 for No.91-025 637-15
 No.91-000 143-15 Center screw
 No.91-000 146-15 Set screw
 No.91-000 225-15 Fastening screw
 for No.91-042 577-15
 No.91-000 753-15 End screw
 for No.91-042 577-15
 No.91-001 525-15 Nut
 for Nos.91-000 143-15;
 91-000 146-15
 No.91-001 821-14 Roller
 (Orders should specify
 Model A, B or C and
 the roller width
 desired)
 No.91-025 635-25 Roller presser arm
 bracket
 No.91-025 637-15 Leaf spring
 No.91-041 739-15 Ball cone
 No.91-042 577-15 Roller stud
 No.91-046 181-12 Roller presser arm w/
 position pin
 No.21110-2.022-5
 91-053 348-21 Bobbin winder tension bracket, w/
 position pin No.91-010 107-05
 91-068 001-92 Needle bar crank, w/
 set screw No.91-000 783-15
 91-068 003-15 Presser bar lifting bracket
 91-068 005-05 Tension release lever
 91-068 006-35 Thread regulator
 91-068 007-45 Top cover
 91-068 008-05 Torsion spring for No.91-068 056-45
 91-068 010-45 Shuttle driver shaft
 91-068 011-45 Feed rock shaft
 91-068 012-05 Friction washer
 91-068 025-05 Thread check spring
 91-068 028-05 Take-up lever link
 91-068 029-05 Take-up lever
 91-068 030-05 Take-up crank
 91-068 035-05 Thread guide for No.91-068 007-45

X
Complementary Parts for the Pfaff 21-4
(For standard parts, please refer to the Pfaff 28-9)

91-068 043-91 Thread tension, compl.,
Same components as No.91-006 815-91
(see Section I), but incorporating
No.91-068 025-05 Thread check spring
No.91-068 060-15 Thread check spring regulator

91-068 048-91 Take-up lever, compl.,
Same components as No.91-067 038-91
(see Section I), but incorporating
No.91-068 028-05 Take-up lever link
No.91-068 029-05 Take-up lever
No.91-068 030-05 Take-up crank

91-068 054-91 Top cover, compl.,
consisting of Nos.91-002 242-25;
91-068 007-45; 91-068 035-05

91-068 056-45 Lifting lever

91-068 060-15 Thread check spring regulator

91-068 067-15 Oscillating rock shaft

91-068 068-91 Oscillating rock shaft, compl.,
consisting of Nos.91-006 571-05;
91-068 067-15

99-129 580-93 Wrapper, w/ needles, System 34

91-068 009-91 Cylinder bed end, w/
shuttle race ring, not ill.

91-068 073-05 Machine base, not ill.

91-068 080-91 Arm, not ill.

**Complementary Parts
Pfaff 27-5**



91-002 041-05

91-068 027-05

91-004 807-05

91-000 150-15

91-068 047-92

91-068 014-41

91-000 091-35
91-068 019-05

91-004 811-05

91-068 018-05

91-000 089-15

91-068 020-45

91-068 016-05

91-068 022-05

91-068 021-01


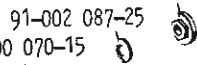
91-002 087-25

91-000 070-15

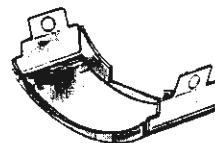
91-004 820-05

91-004 821-15

91-000 089-15



91-068 023-45



91-000 204-15

13-050 199-15



91-068 015-05



91-068 017-05



13-050 199-15 Position pin (3x16 DIN 1481)
for No.91-067 702-91 (see Section II)

91-000 070-15 Fastening screw for No.91-068 021-01

91-000 089-15 Fastening screw for Nos.91-004 821-15;
91-068 018-05

91-000 091-35 Fastening screw for No.91-068 019-05

91-000 150-15 Fastening screw for No.91-068 047-92

91-000 204-15 Fastening screw for No.91-068 023-45

91-002 041-05 Position pin for No.91-004 807-05

91-002 087-25 Washer for No.91-068 021-01

91-004 807-05 Shuttle driver

91-004 811-05 Feed wheel

91-004 820-05 Return spring for No.91-068 016-05

91-004 821-15 Tension disc for No.91-004 820-05

91-068 014-41 Feed wheel driving shaft

91-068 015-05 Oil pad for No.91-068 013-45

91-068 016-05 Feed wheel driving lever
for No.91-004 811-05

91-068 017-05 Feed wheel retainer

91-068 018-05 Needle plate ring

91-068 019-05 Needle plate

91-068 020-45 Shuttle race end cover

91-068 021-01 Tension disc for No.91-068 022-05

91-068 022-05 Tension spring for No.91-068 017-05

91-068 023-45 Feed wheel cap

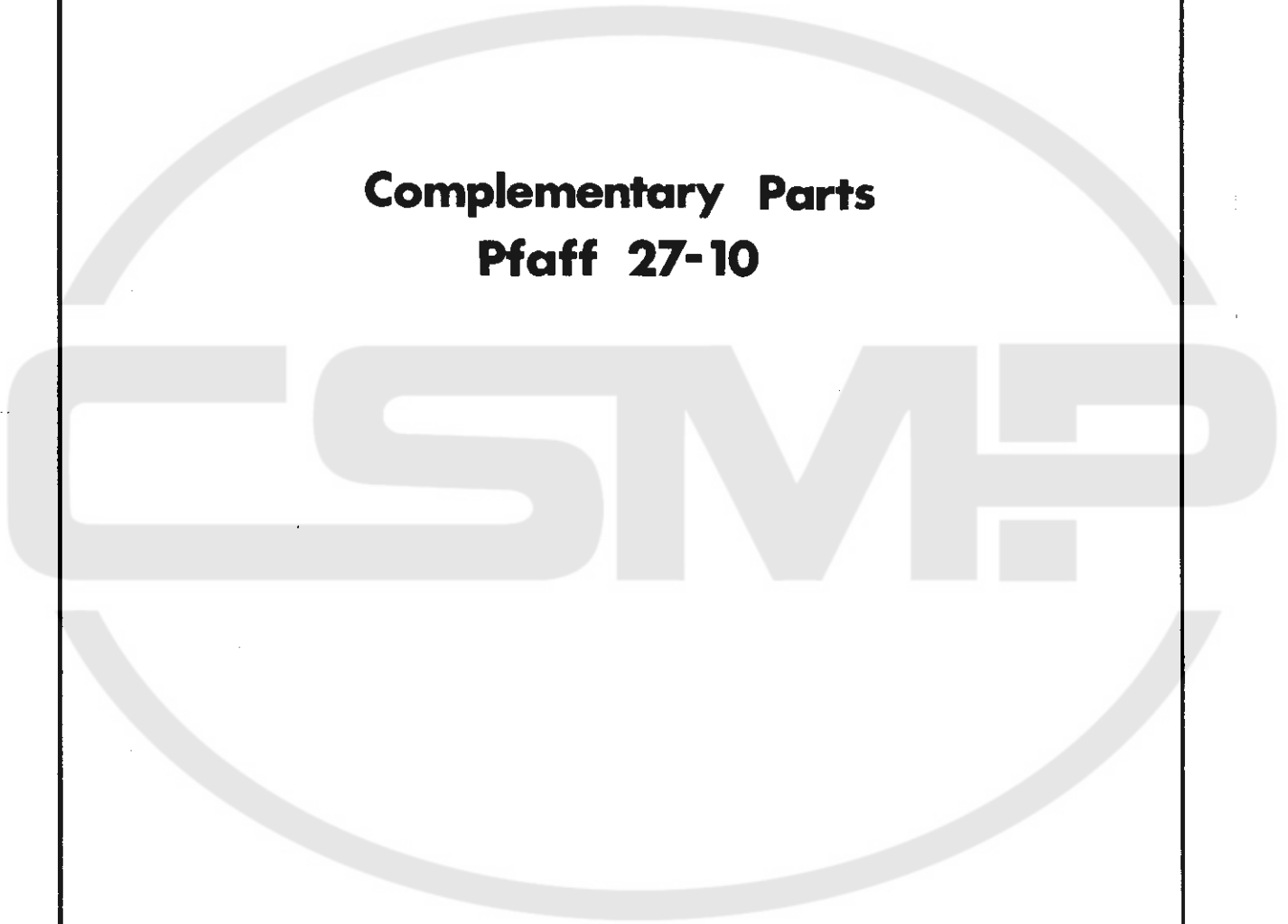
91-068 027-05 Friction washer for No.91-004 807-05

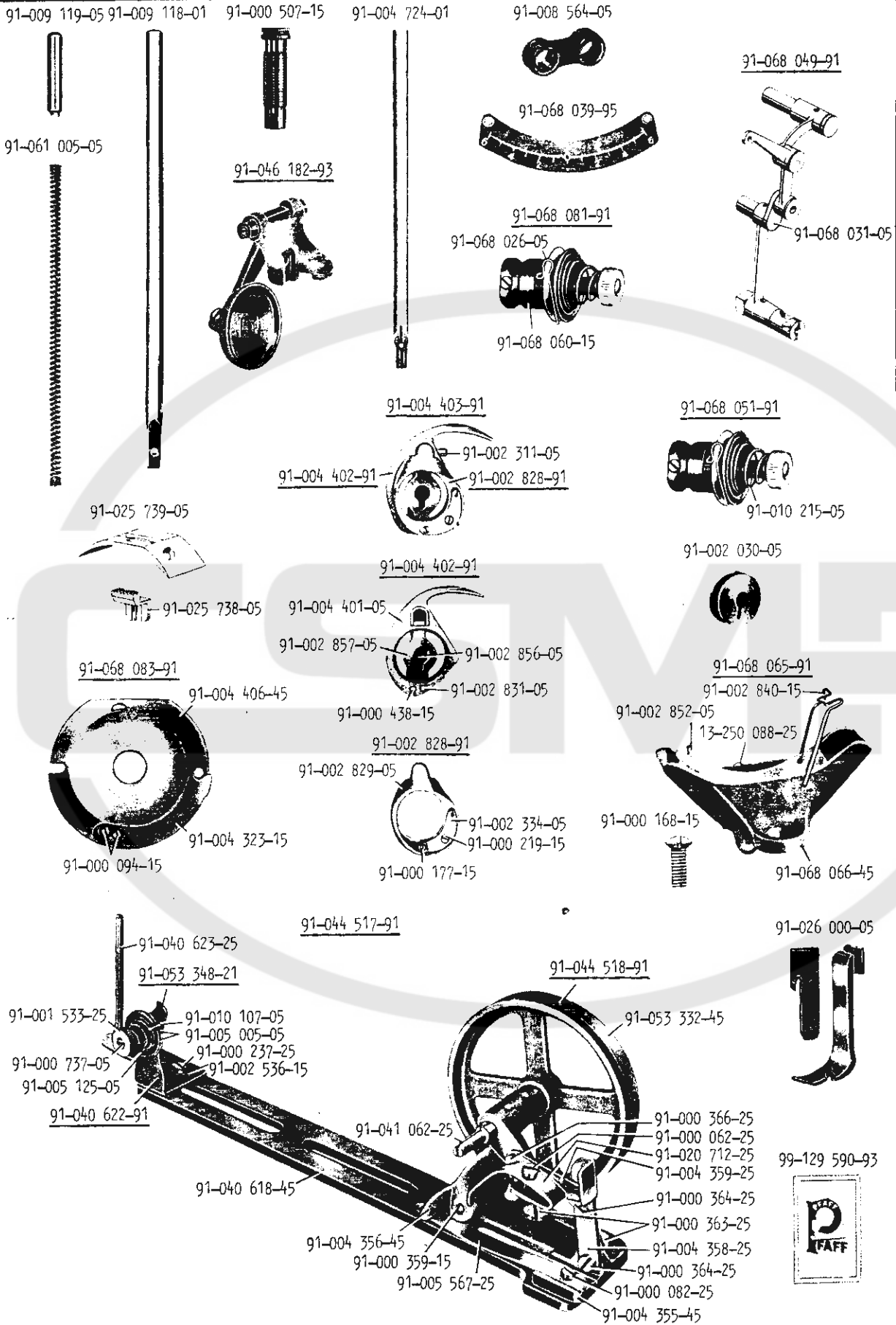
91-068 047-92 Feed driving eccentric, w/
set screw No.91-000 150-15

91-068 013-45 Cylinder bed end, not ill.

91-068 053-45 Cylinder bed, not ill.

**Complementary Parts
Pfaff 27-10**






13-250 088-25	Position pin (2x3 DIN 1476) for No.91-068 065-91	91-002 852-05	Oil pad for No.91-068 065-91
91-000 062-25	Set screw for No.91-020 712-25	91-002 856-05	Beak shuttle cover spring
91-000 082-25	Fastening screw for No.91-005 567-25	91-002 857-05	Retaining spring for No.91-004 402-91
91-000 094-15	Fastening screw for No.91-004 323-15	91-004 323-15	Position spring for No.91-004 406-45
91-000 168-15	Fastening screw for No.91-068 065-91	91-004 355-45	Bobbin winder frame base
91-000 177-15	Fastening screw for No.91-002 334-05	91-004 356-45	Bobbin winder frame
91-000 219-15	Regulating screw for No.91-002 334-05	91-004 358-25	Bobbin winder thumb lever for No.91-004 359-25
91-000 237-25	Fastening screw for No.91-040 622-91	91-004 359-25	Bobbin winder stop latch trip lever for Nos.91-004 356-45; 91-004 358-25
91-000 359-15	Hinge screw for Nos.91-004 355-45; 91-004 356-45	91-004 401-05	Beak shuttle
91-000 363-25	Fastening screw for No.91-044 518-91	<u>91-004 402-91</u>	Beak shuttle, compl., consisting of Nos.91-000 438-15; 91-002 831-05; 91-002 856-05; 91-002 857-05; 91-004 401-05
91-000 364-25	Hinge screw for Nos.91-004 358-25; 91-004 359-25	<u>91-004 403-91</u>	Beak shuttle, w/ cover, compl., consisting of Nos.91-002 311-05; 91-002 828-91; 91-004 402-91
91-000 366-25	Hinge screw for Nos.91-004 356-45; 91-004 359-25	91-004 406-45	Shuttle race end cover
91-000 438-15	Fastening screw for Nos.91-002 856-05; 91-002 857-05	91-004 724-01	Needle bar
91-000 507-15	Pressure regulating thumb screw	91-005 005-05	Tension disc
91-000 737-05	Tension stud	91-005 125-05	Tension spring for No.91-040 622-91
91-001 533-25	Nut for No.91-000 737-05	91-005 567-25	Bobbin winder frame spring
91-002 030-05	Bobbin	91-008 564-05	Bobbin winder stop latch trip lever for No.91-004 556-92 (see Section II)
91-002 311-05	Hinge pin for No.91-004 403-91	91-009 118-01	Presser bar
91-002 334-05	Tension spring for No.91-002 828-91	91-009 119-05	Presser bar spring stop pin for No.91-061 005-05
91-002 536-15	Washer for No.91-000 237-25	91-010 107-05	Position pin for No.91-053 348-21
<u>91-002 828-91</u>	Beak shuttle cover, compl., consisting of Nos.91-000 177-15; 91-000 219-15; 91-002 334-05; 91-002 829-05	91-010 215-05	Tension spring (Model C) for No.91-068 051-91
91-002 829-05	Beak shuttle cover	91-020 712-25	Bobbin winder stop latch
91-002 831-05	Positioning pin for Nos.91-002 856-05; 91-002 857-05	91-025 738-05	Feed dog
91-002 840-15	Thread guide for No.91-068 065-91	91-025 739-05	Needle plate

Complementary Parts for the Pfaff 27-10
(For standard parts, please refer the Pfaff 27-4)

XII

91-026 000-05	Edge stitcher, left	91-053 332-45	Bobbin winder pulley
91-040 618-45	Bobbin winder base	<u>91-053 348-21</u>	Bobbin winder tension bracket, w/ position pin No.91-010 107-05
<u>91-040 622-91</u>	Thread tension, compl., consisting of Nos.91-000 737-05; 91-001 533-25; 91-005 005-05; 91-005 125-05; 91-040 623-25; 91-053 348-21	91-061 005-05	Presser bar spring, inner
91-040 623-25	Spool pin	91-068 026-05	Thread check spring
91-041 062-25	Bobbin winder spindle	91-068 031-05	Take-up crank
<u>91-044 517-91</u>	Bobbin winder, table model, compl., consisting of Nos.91-000 237-25; 91-000 363-25; 91-002 536-15; 91-040 618-45; 91-040 622-91; 91-044 518-91	91-068 039-95	Stich length scale
<u>91-044 518-91</u>	Bobbin winder, compl., consisting of Nos.91-000 062-25; 91-000 082-25; 91-000 359-15; 91-000 364-25; 91-000 366-25; 91-004 355-45; 91-004 356-45; 91-004 358-25; 91-004 359-25; 91-005 567-25; 91-020 712-25; 91-041 062-25; 91-053 332-45	<u>91-068 049-91</u>	Take-up lever, compl., Same components as No.91-068 048-91 (see Section X), but incorporating take-up crank No.91-068 031-05
<u>91-046 182-93</u>	Roller presser, swing-up type, compl., (Orders should specify the type and roller width desired) consisting of: No.14-650 121-05 Ball (3/32" I DIN 5401), 24 ea. No.91-000 082-15 Fastening screw for No.91-025 637-15 No.91-000 143-15 Center screw No.91-000 146-15 Set screw No.91-000 225-15 Fastening screw for No.91-046 426-15 No.91-000 753-15 End screw for No.91-046 426-15 No.91-001 525-15 Nut for Nos.91-000 143-15; 91-000 146-15 No.91-001 820-14 Roller (Orders should specify the type and roller width desired) No.91-025 635-25 Roller presser arm bracket No.91-025 637-15 Leaf spring No.91-041 735-05 Ball cone No.91-046 183-12 Roller presser arm, w/ position pin No.21110-2.022-5 No.91-046 426-15 Roller stud	<u>91-068 051-91</u>	Thread tension (Model C), compl., Same components as No.91-068 081-91 but incorporating tension spring No.91-010 215-05
		91-068 060-15	Tension barrel
		<u>91-068 065-91</u>	Thread lubricator, compl., consisting of Nos.13-250 088-25; 91-002 840-15; 91-002 852-05; 91-068 066-45
		91-068 066-45	Oil pad holder, for No.91-068 065-91
		<u>91-068 081-91</u>	Thread tension, (Model B), compl., Same components as No.91-006 815-91 (see Section I), but incorporating thread check spring No.91-068 026-05 and tension barrel No.91-068 060-15
		<u>91-068 083-91</u>	Shuttle race end cover, compl., consisting of Nos.91-000 094-15; 91-004 323-15; 91-004 406-45
		99-129 590-93	Wrapper, w/ needles, System 805

Numerical Index



Nummern-Verzeichnis / Tableau des numéros / Numerical Index / Lista de números									
Nr./n ^o /No.	Fig.	Nr./n ^o /No.	Fig.	Nr./n ^o /No.	Fig.	Nr./n ^o /No.	Fig.	Nr./n ^o /No.	Fig.
11-108 225-15	II	91-000 062-25	IV/2	91-000 175-15	III	91-000 366-25	IX	91-001 533-25	XII
11-108 246-15	IV/2	91-000 062-25	IX	91-000 175-15	VIII	91-000 366-25	XII	91-001 759-05	III
11-108 285-15	II	91-000 062-25	XII	91-000 175-25	I	91-000 382-15	VI	91-001 807-15	IV/1
11-108 291-15	II	91-000 070-15	IX	91-000 177-15	III	91-000 392-15	I	91-001 954-05	II
11-108 291-15	III	91-000 070-15	XI	91-000 177-15	VI	91-000 401-15	II	91-002 008-15	I
11-130 458-15	III	91-000 073-35	I	91-000 177-15	IX	91-000 402-15	I	91-002 030-05	VI
11-174 086-15	VII	91-000 073-35	VIII	91-000 177-15	XII	91-000 406-15	X	91-002 030-05	XII
11-174 086-15	IX	91-000 073-35	IX	91-000 186-15	IV/1	91-000 409-15	V	91-002 041-05	XI
11-314 280-15	II	91-000 082-15	II	91-000 204-15	XI	91-000 410-15	V	91-002 044-05	III
11-314 280-15	III	91-000 082-25	IV/2	91-000 219-15	III	91-000 431-15	IV/1	91-002 056-05	III
11-317 083-15	VII	91-000 082-25	IX	91-000 219-15	VI	91-000 438-15	VI	91-002 061-05	VII
11-460 247-25	IV/2	91-000 082-25	XII	91-000 219-15	XII	91-000 438-15	XII	91-002 065-05	I
11-460 355-15	IV/1	91-000 082-35	I	91-000 230-15	II	91-000 456-15	II	91-002 087-25	XI
11-470 768-15	IV/2	91-000 087-15	I	91-000 237-25	IV/2	91-000 507-15	VI	91-002 158-15	I
12-024 171-15	IV/2	91-000 087-15	III	91-000 237-25	XII	91-000 507-15	XII	91-002 160-25	III
12-305 224-15	IV/1	91-000 089-15	III	91-000 243-15	I	91-000 531-15	III	91-002 161-05	III
12-305 411-15	IV/2	91-000 089-15	IX	91-000 245-15	X	91-000 571-05	III	91-002 170-05	I
12-611 310-45	IV/2	91-000 089-15	XI	91-000 256-15	I	91-000 624-15	I	91-002 177-35	II
12-640 050-55	V	91-000 089-25	IX	91-000 263-15	II	91-000 668-15	VI	91-002 177-35	IX
12-640 210-55	II	91-000 091-35	XI	91-000 298-05	II	91-000 715-35	II	91-002 203-05	IX
13-030 055-05	II	91-000 094-15	X	91-000 317-15	III	91-000 717-15	V	91-002 204-35	IX
13-050 199-15	XI	91-000 094-15	XII	91-000 321-15	II	91-000 737-05	IV/2	91-002 205-05	IX
13-060 400-05	III	91-000 112-25	IV/1	91-000 323-15	II	91-000 737-05	XII	91-002 242-25	X
13-250 088-25	VI	91-000 143-15	IX	91-000 359-15	IV/2	91-000 783-15	II	91-002 264-05	III
13-250 088-25	XII	91-000 150-15	I	91-000 359-15	IX	91-000 783-15	X	91-002 310-05	III
13-250 097-25	I	91-000 150-15	II	91-000 359-15	XII	91-001 051-35	II	91-002 311-05	III
13-250 097-25	II	91-000 150-15	XI	91-000 363-25	IV/2	91-001 109-15	I	91-002 311-05	VI
13-250 100-25	II	91-000 153-15	I	91-000 363-25	XII	91-001 241-15	III	91-002 311-05	XII
91-000 011-15	II	91-000 153-15	II	91-000 364-25	IV/2	91-001 512-15	II	91-002 313-05	III
91-000 034-15	IV/1	91-000 168-15	VI	91-000 364-25	IX	91-001 522-35	I	91-002 314-05	III
91-000 038-35	III	91-000 168-15	XII	91-000 364-25	XII	91-001 529-15	IV/1	91-002 333-05	III
91-000 058-15	II	91-000 172-35	III	91-000 366-25	IV/2	91-001 533-25	IV/2	91-002 334-05	III

Nummern-Verzeichnis / Tableau des numéros / Numerical Index / Lista de números									
Nr./n ^o /No.	Fig.	Nr./n ^o /No.	Fig.	Nr./n ^o /No.	Fig.	Nr./n ^o /No.	Fig.	Nr./n ^o /No.	Fig.
91-002 334-05	VI	91-004 333-05	X	91-004 714-91	VI	91-006 523-05	I	91-008 081-35	V
91-002 334-05	XII	91-004 334-05	X	91-004 722-05	I	91-006 524-92	I	91-008 081-35	VIII
91-002 345-05	III	91-004 355-45	IX	91-004 724-01	VI	91-006 526-05	I	91-008 081-35	X
91-002 536-15	XII	91-004 355-45	X	91-004 724-01	XII	91-006 528-15	X	91-008 560-05	I
91-002 536-25	IV/2	91-004 355-45	XII	91-004 728-05	IX	91-006 553-35	II	91-008 564-05	VI
91-002 571-05	II	91-004 356-45	IX	91-004 729-05	IX	91-006 570-15	III	91-008 564-05	XII
91-002 828-91	VI	91-004 356-45	X	91-004 731-92	IX	91-006 571-05	III	91-008 618-05	I
91-002 828-91	XII	91-004 356-45	XII	91-004 732-93	VIII	91-006 571-05	X	91-008 651-05	VII
91-002 829-05	VI	91-004 358-25	IX	91-004 733-92	IX	91-006 584-05	I	91-009 118-01	VI
91-002 829-05	XII	91-004 358-25	X	91-004 807-05	XI	91-006 601-05	III	91-009 118-01	XII
91-002 831-05	VI	91-004 358-25	XII	91-004 811-05	XI	91-006 603-92	VIII	91-009 119-05	VI
91-002 831-05	XII	91-004 359-25	IX	91-004 820-05	XI	91-006 615-05	III	91-009 119-05	XII
91-002 840-15	VI	91-004 359-25	X	91-004 821-15	XI	91-006 616-05	I	91-009 148-05	II
91-002 840-15	XII	91-004 359-25	XII	91-005 005-05	IV/2	91-006 632-05	I	91-009 149-05	III
91-002 852-05	VI	91-004 370-91	X	91-005 005-05	XII	91-006 645-05	I	91-009 157-05	VII
91-002 852-05	XII	91-004 401-05	VI	91-005 125-05	IV/2	91-006 758-15	I	91-009 158-35	VII
91-002 856-05	VI	91-004 401-05	XII	91-005 125-05	XII	91-006 760-05	I	91-010 107-05	IV/2
91-002 856-05	XII	91-004 402-91	VI	91-005 535-05	I	91-006 764-91	III	91-010 107-05	XII
91-002 857-05	III	91-004 402-91	XII	91-005 564-45	IV/2	91-006 770-92	I	91-010 181-15	I
91-002 857-05	VI	91-004 403-91	VI	91-005 565-45	IV/2	91-006 773-05	I	91-010 215-05	XII
91-002 857-05	XII	91-004 403-91	XII	91-005 567-25	IV/2	91-006 813-15	I	91-012 198-05	II
91-004 155-91	VI	91-004 406-45	XII	91-005 567-25	IX	91-006 814-05	I	91-013 790-41	III
91-004 189-05	I	91-004 535-05	III	91-005 567-25	XII	91-006 815-91	I	91-013 795-45	III
91-004 316-05	III	91-004 544-04	III	91-005 568-25	IV/2	91-006 818-05	I	91-013 902-92	II
91-004 317-91	III	91-004 556-92	II	91-005 569-25	IV/2	91-007 071-05	VII	91-015 652-92	VI
91-004 318-05	X	91-004 675-05	III	91-005 622-05	IX	91-007 328-35	II	91-016 312-91	II
91-004 320-15	III	91-004 675-05	VIII	91-006 511-35	I	91-007 815-12	III	91-018 328-91	IX
91-004 321-91	III	91-004 700-05	III	91-006 516-92	I	91-007 826-45	III	91-018 329-25	IX
91-004 322-45	X	91-004 701-05	VI	91-006 517-05	I	91-007 829-05	I	91-018 357-45	II
91-004 323-15	X	91-004 705-05	VI	91-006 519-05	II	91-007 836-45	VI	91-018 357-45	IX
91-004 323-15	XII	91-004 711-91	V	91-006 520-05	I	91-007 836-45	VIII	91-020 002-05	II
91-004 332-04	X	91-004 713-91	III	91-006 521-45	I	91-007 836-45	IX	91-020 205-05	II

Nummern-Verzeichnis / Tableau des numéros / Numerical Index / Lista de números									
Nr./n ^o /No.	Fig.	Nr./n ^o /No.	Fig.	Nr./n ^o /No.	Fig.	Nr./n ^o /No.	Fig.		
91-020 712-25	IX	91-029 030-45	II	91-041 083-91	X	91-047 093-04	IX	91-067 014-35	II
91-020 712-25	X	91-029 030-45	IX	91-041 084-91	VI	91-047 097-04	VIII	91-067 015-25	II
91-020 712-25	XII	91-029 086-15	V	91-043 514-04	IV/1	91-047 147-04	V	91-067 016-05	II
91-022 021-12	III	91-029 086-15	VI	91-043 515-04	IV/1	91-048 049-93	IX	91-067 017-05	II
91-022 059-92	II	91-029 086-15	VII	91-043 516-05	I	91-048 050-04	IX	91-067 018-15	II
91-022 672-05	I	91-029 086-15	IX	91-044 201-04	VIII	91-048 059-04	VII	91-067 020-05	II
91-022 672-05	II	91-029 205-90	IV/1	91-044 202-05	VIII	91-048 218-93	IX	91-067 020-05	III
91-025 055-15	IV/1	91-029 394-01	IV/1	91-044 517-91	XII	91-048 219-04	IX	91-067 021-45	II
91-025 056-92	IV/1	91-029 480-91	IV/1	91-044 518-91	XII	91-048 241-04	VIII	91-067 022-45	III
91-025 060-92	IV/1	91-029 601-25	IV/2	91-044 773-03	IX	91-048 398-04	V	91-067 024-45	III
91-025 103-15	IV/1	91-029 677-91	IV/1	91-045 350-04	VIII	91-051 155-93	V	91-067 025-05	III
91-025 104-55	IV/1	91-029 692-45	IV/1	91-045 698-05	V	91-053 232-15	V	91-067 026-15	II
91-025 106-15	IV/1	91-029 834-45	IV/1	91-045 703-05	VIII	91-053 332-45	IV/2	91-067 032-35	I
91-025 169-92	IV/1	91-029 946-91	IV/1	91-045 705-05	III	91-053 332-45	IX	91-067 033-05	I
91-025 170-15	IV/1	91-030 246-15	II	91-045 706-05	VI	91-053 332-45	XII	91-067 038-91	I
91-025 186-45	II	91-031 410-91	IV/1	91-046 097-25	IV/2	91-053 347-21	IV/2	91-067 039-91	VI
91-025 369-05	V	91-040 618-45	IV/2	91-046 180-93	V	91-053 348-21	X	91-067 041-91	I
91-025 373-12	V	91-040 618-45	XII	91-046 180-93	VII	91-053 348-21	XII	91-067 042-05	III
91-025 374-05	V	91-040 621-91	IV/2	91-046 180-93	IX	91-061 005-05	VI	91-067 045-45	IX
91-025 376-05	V	91-040 622-91	X	91-046 180-93	X	91-061 005-05	XII	91-067 046-05	IX
91-025 379-91	V	91-040 622-91	XII	91-046 182-93	VI	91-063 047-05	I	91-067 047-05	IX
91-025 559-25	IV/1	91-040 623-25	IV/2	91-046 182-93	XII	91-063 047-05	II	91-067 052-45	IX
91-025 738-05	XII	91-040 623-25	XII	91-046 277-05	VI	91-067 003-45	III	91-067 061-91	VII
91-025 739-05	XII	91-041 062-25	VI	91-046 278-05	VI	91-067 004-45	III	91-067 062-05	III
91-025 748-04	III	91-041 062-25	XII	91-046 279-05	VI	91-067 005-05	I	91-067 064-91	VIII
91-025 829-91	IV/1	91-041 064-25	IV/2	91-046 280-04	VI	91-067 006-05	II	91-067 065-05	VIII
91-025 830-25	IV/1	91-041 064-25	IX	91-046 416-05	IX	91-067 008-45	I	91-067 069-45	III
91-026 000-05	XII	91-041 073-91	IV/2	91-046 861-25	I	91-067 009-15	II	91-067 071-92	II
91-026 316-04	VI	91-041 074-91	IX	91-047 019-93	IX	91-067 010-05	II	91-067 079-91	II
91-026 320-04	VIII	91-041 074-91	X	91-047 020-04	IX	91-067 011-12	II	91-067 701-11	II
91-027 271-92	IV/1	91-041 075-91	VI	91-047 024-04	VII	91-067 012-05	II	91-067 702-91	II
91-029 007-91	IV/1	91-041 082-91	IV/2	91-047 092-93	IX	91-067 013-92	II	91-067 806-91	IX

Nummern-Verzeichnis / Tableau des numéros / Numerical Index / Lista de números									
Nr./n ^o /No.	Fig.	Nr./n ^o /No.	Fig.	Nr./n ^o /No.	Fig.	Nr./n ^o /No.	Fig.	Nr./n ^o /No.	Fig.
91-067 807-91	VII	91-068 039-95	VI	91-129 644-05	IV/2				
91-068 001-92	X	91-068 039-95	XII	91-129 645-45	IV/2				
91-068 003-15	X	91-068 043-91	X	91-129 646-92	IV/2				
91-068 005-05	X	91-068 047-92	XI	91-129 647-45	IV/2				
91-068 006-35	X	91-068 048-91	X	91-129 649-45	IV/2				
91-068 007-45	X	91-068 049-91	XII	91-129 650-90	IV/2				
91-068 008-05	X	91-068 051-91	XII	91-129 660-90	IV/2				
91-068 009-91	X	91-068 053-45	XI	91-700 785-15	III				
91-068 010-45	X	91-068 054-91	X	91-767 051-92	IX				
91-068 011-45	X	91-068 056-45	X	91-767 830-92	VII				
91-068 012-05	X	91-068 060-15	X	93-102 335-41	IV/1				
91-068 013-45	XI	91-068 060-15	XII	99-080 150-91	IV/2				
91-068 014-41	XI	91-068 061-91	II	99-115 034-15	IV/2				
91-068 015-05	XI	91-068 065-91	VI	99-115 036-45	IV/2				
91-068 016-05	XI	91-068 065-91	XII	99-115 037-45	IV/2				
91-068 017-05	XI	91-068 066-45	VI	99-129 580-93	X				
91-068 018-05	XI	91-068 066-45	XII	99-129 584-93	VII				
91-068 019-05	XI	91-068 067-15	X	99-129 590-93	VI				
91-068 020-45	XI	91-068 068-91	X	99-129 590-93	XII				
91-068 021-01	XI	91-068 070-91	III	99-129 594-93	IV/1				
91-068 022-05	XI	91-068 072-91	II						
91-068 023-45	XI	91-068 073-05	X						
91-068 025-05	X	91-068 075-92	II						
91-068 026-05	XII	91-068 076-92	II						
91-068 027-05	XI	91-068 080-91	X						
91-068 028-05	X	91-068 081-91	XII						
91-068 029-05	X	91-068 083-91	XII						
91-068 030-05	X	91-100 213-15	I						
91-068 031-05	XII	91-105 447-15	I						
91-068 034-35	I	91-129 637-45	IV/2						
91-068 035-05	X	91-129 640-90	IV/2						
91-068 038-95	II	91-129 641-92	IV/2						