

brother

HIGH SPEED TWIN-NEEDLE OVERLOCK SEWING MACHINE WITH UPPER AND LOWER ADJUSTABLE FEED

DOPPELNADEL-OVERLOCK-SCHNELLNÄHMASCHINE MIT OBER UND UNTERTEIL EINSTELLBAREM TRANSPORTEUR


MACHINE A COUDRE A POINTS DE SURJET DEUX AIGUILLES, A GRANDE VITESSE AVEC ENTRAINEMENT REGLABLE SUPERIEUR ET INFERIEUR

MAQUINA DE COSER SOBREORILLADORA RAPIDA CON AGUJA DOBLE Y ALIMENTACION AJUSTABLE SUPERIOR E INFERIOR




**EF4-B681
B682**

**PARTS BOOK
TEILEKATALOG
LIVRE DES PIECES
LIBRO DE REFERENCIA DE PIEZAS**


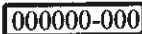

P681102




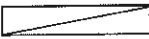
Notes for using this parts book

1. This book is applicable to sewing machines which have the same plate number as shown on the cover of this book (or correction sheet).
2. If the symbol  or  is in the "Parts No." column or the "Assembly No." column, please refer to the different parts list (page 26).
3. The symbol  in the "Parts No." column indicates that the Parts is not available for supply. If, however, there is a number in the "Assembly No." column, the parts can be ordered as an assembly. Please, therefore, order by using the assembly number.
4. If the * symbol is found before the Parts No., order this parts together with its paired parts.
5. This book was prepared based on information available in June 1983.
6. Parts are subject to changes in design without prior notice.



Anmerkungen zum Gebrauch dieses Stücklistebuches

1. Dieses Buch bezieht sich auf die Nähmaschinen mit derselben Kennungsnummer wie auf diesem Buchumschlag (oder auf dem Korrekturblatt).
2. Wenn in der stücknummer oder Gerätesatznummer Spalte des Zeichen  der  steht, schlagen Sie bitte bei der gesonderte Stückliste (Seite 26) nach.
3. Dieses Zeichen  in der Spalte "Teilnummer" bedeutet, daß dieser Teil nicht lieferbar ist. Wenn jedoch in der Spalte "Gerätesatznummer" eine Nummer steht, kann dieser Teil als ein Geräteteilsatz bestellt werden. Bestellen Sie daher bitte mit dieser Gerätesatznummer.
4. Bei diesem Zeichen * vor der Teilnummer bestellen Sie bitte diesen Teil Paarweise, zusammen mit seinem Gegenstück.
5. Dieses Buch basiert auf den Informationen vom Juni 1983.
6. Modelländerungen sind vorbehalten.

Notes sur l'utilisation de ce manuel de pièces détachées

1. Ce manuel est destiné aux machines à coudre ayant le même numéro de plaque montré sur la couverture de ce manuel (ou sur la feuille de corrections).
2. Si le symbole  ou **000000-000** est présent dans la colonne "No. de pièce" ou dans la colonne "No. de ensemble", se référer à la liste de pièces annexe (page 26).
3. Le symbole  dans la colonne "N° de pièce" signifie que la pièce ne peut être fournie. Si, dans la colonne "N° jeu de pces", il y a un numéro de nomenclature, la pièce peut être commandée comme faisant partie d'un jeu de pièces. Donc, pour toute commande, veuillez spécifier le n° du jeu de pièces.
4. Si, devant le n° de pièce, il y a le symbole *, veuillez commander cette pièce avec sa pièce appariée.
5. Ce manuel a été fait d'après les renseignements valables au mois de Juin 1983.
6. Les pièces peuvent être sujettes à des modifications sans préavis.

Notas para usar este Libro de Piezas

1. Este libro sirve para todas las máquinas de coser que llevan la misma placa de identificación que la que se puede ver en la tapa de este libro (o en la hoja de erratas).
2. De haber un símbolo  o el **000000-000** en la columna del "Número de Pieza" o en la del "Número de Juego", habrá que ver la lista de piezas separada (página 26).
3. El símbolo , que se encuentra en la columna del "Número de Pieza", quiere decir que no se dispone de dicha pieza sola. Cuando, empero, hay un número en la columna del "Número de Juego", se podrá ordenar la pieza con todo el juego. Por lo tanto, será mejor hacer el pedido recurriendo al número del juego respectivo.
4. Si antes del número de una pieza, se encuentra el símbolo *, habrá que ordenar dicha pieza junto con la otra con la que va la misma.
5. Este libro ha sido compilado basándose en los datos de que se disponía en Junio de 1983.
6. Las piezas quedan sujetas a cambios de diseño sin aviso previo.

CONTENTS

A. Machine body (1)	1
A. Machine body (2)	2
A. Machine body (3)	3
B. Crank shaft mechanism	4
C. Needle bar mechanism (1)	5
C. Needle bar mechanism (2)	6
D. Needle cooler	7
E. Presser foot mechanism (1)	8
E. Presser foot mechanism (2)	9
F. Feed mechanism (1)	10
F. Feed mechanism (2)	11
F. Feed mechanism (3)	12
G. Upper feed mechanism (1)	13
G. Upper feed mechanism (2)	14
H. Knife mechanism	15
J. Over looper mechanism	16
K. Under looper mechanism	17
L. Lubrication (1)	18
L. Lubrication (2)	19
M. Thread tension	20
N. Shirring Attachment (1)	21
N. Shirring Attachment (2)	22
N. Shirring Attachment (3)	23
Z. Accessories (1)	24
Z. Accessories (2)	25
DIFFERENT PARTS LIST	26
INDEX	31

INHALTSVERZEICHNIS

A. Maschinengehäuse (1)	1
A. Maschinengehäuse (2)	2
A. Maschinengehäuse (3)	3
B. Kurbelwelle	4
C. Nadelstangenvorrichtung (1)	5
C. Nadelstangenvorrichtung (2)	6
D. Nadelkühlungsvorrichtung	7
E. Stoffdrückerfuß (1)	8
E. Stoffdrückerfuß (2)	9
F. Transportvorrichtung (1)	10
F. Transportvorrichtung (2)	11
F. Transportvorrichtung (3)	12
G. Obertransportvorrichtung (1)	13
G. Obertransportvorrichtung (2)	14
H. Messer	15
J. Oberen Greifer	16
K. Unterer Greifer	17
L. Schmierung (1)	18
L. Schmierung (2)	19
M. Fadenspannung	20
N. Kräuselvorrichtung (1)	21
N. Kräuselvorrichtung (2)	22
N. Kräuselvorrichtung (3)	23
Z. Zubehör (1)	24
Z. Zubehör (2)	25
ZUBEHÖRLISTE	26
VERZEICHNIS	31

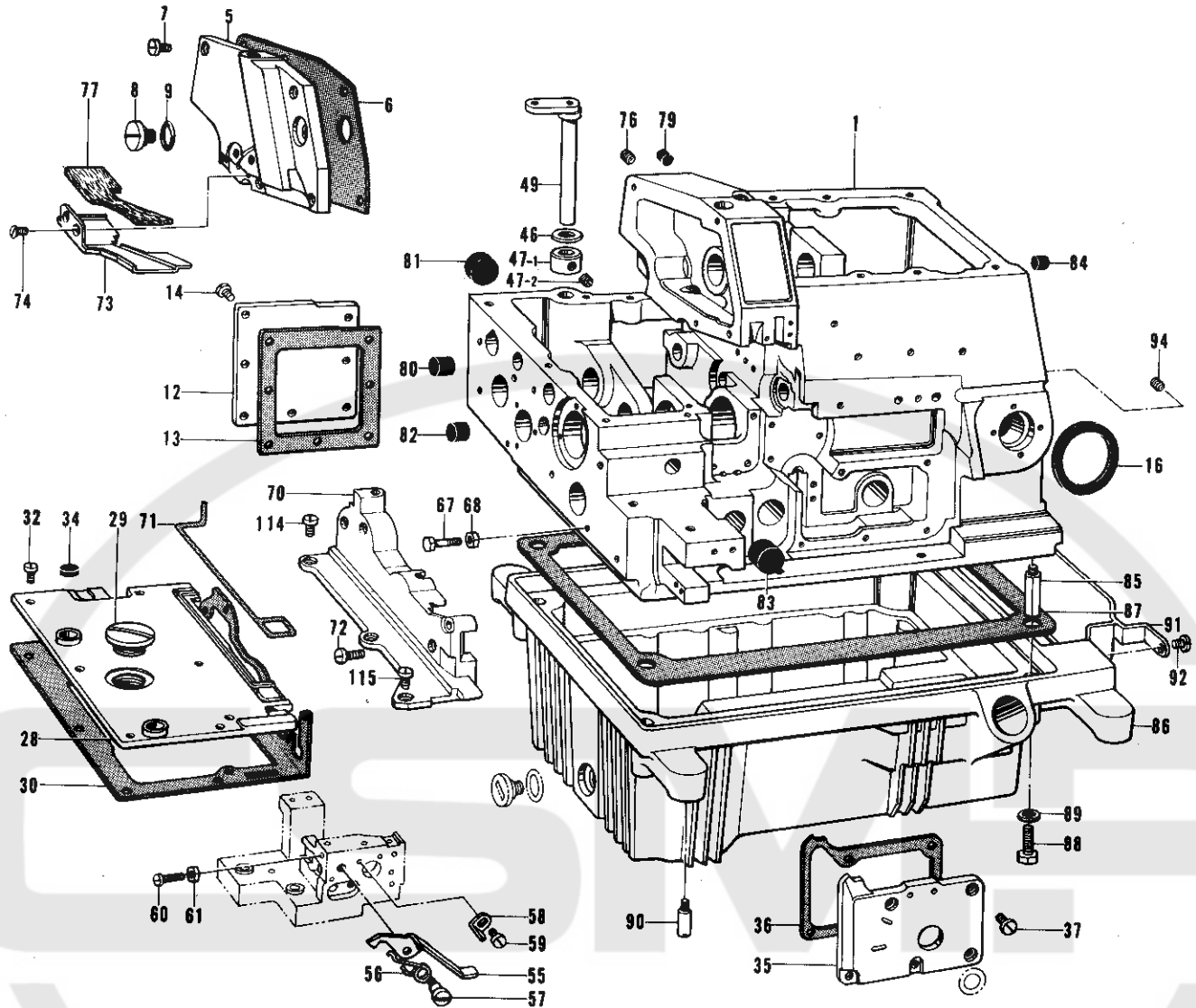
TABLE DES MATIERES

INDICE

A. Corps de la machine (1)	1
A. Corps de la machine (2)	2
A. Corps de la machine (3)	3
B. Mécanisme du vilebrequin	4
C. Mécanisme de la barre à aiguille (1)	5
C. Mécanisme de la barre à aiguille (2)	6
D. Mécanisme du refroidisseur d'aiguille	7
E. Mécanisme du pied presseur (1)	8
E. Mécanisme du pied presseur (2)	9
F. Mécanisme de l'entraînement (1)	10
F. Mécanisme de l'entraînement (2)	11
F. Mécanisme de l'entraînement (3)	12
G. Mécanisme de l'entraînement supérieur (1)	13
G. Mécanisme de l'entraînement supérieur (2)	14
H. Mécanisme du couteau	15
J. Mécanisme du boucleur supérieur	16
K. Mécanisme du boucleur inférieur	17
L. Lubrification (1)	18
L. Lubrification (2)	19
M. Tension du fil	20
N. Accessoire pour fronces (1)	21
N. Accessoire pour fronces (2)	22
N. Accessoire pour fronces (3)	23
Z. Accessoires (1)	24
Z. Accessoires (2)	25
LISTE DES PIECES ACCESSOIRES	26
INDEX	31

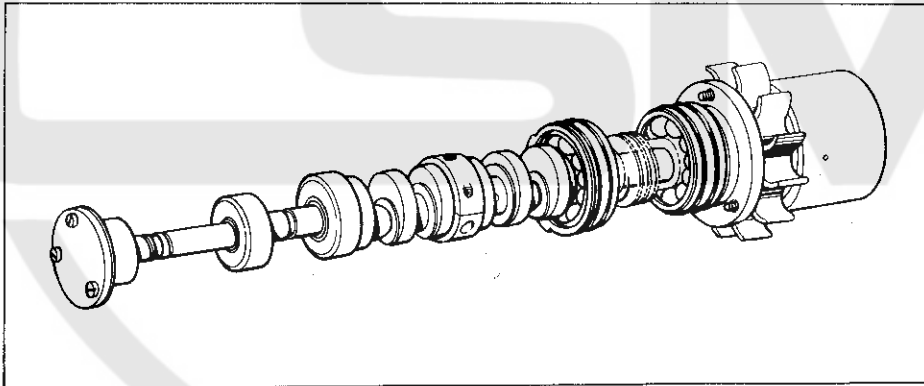
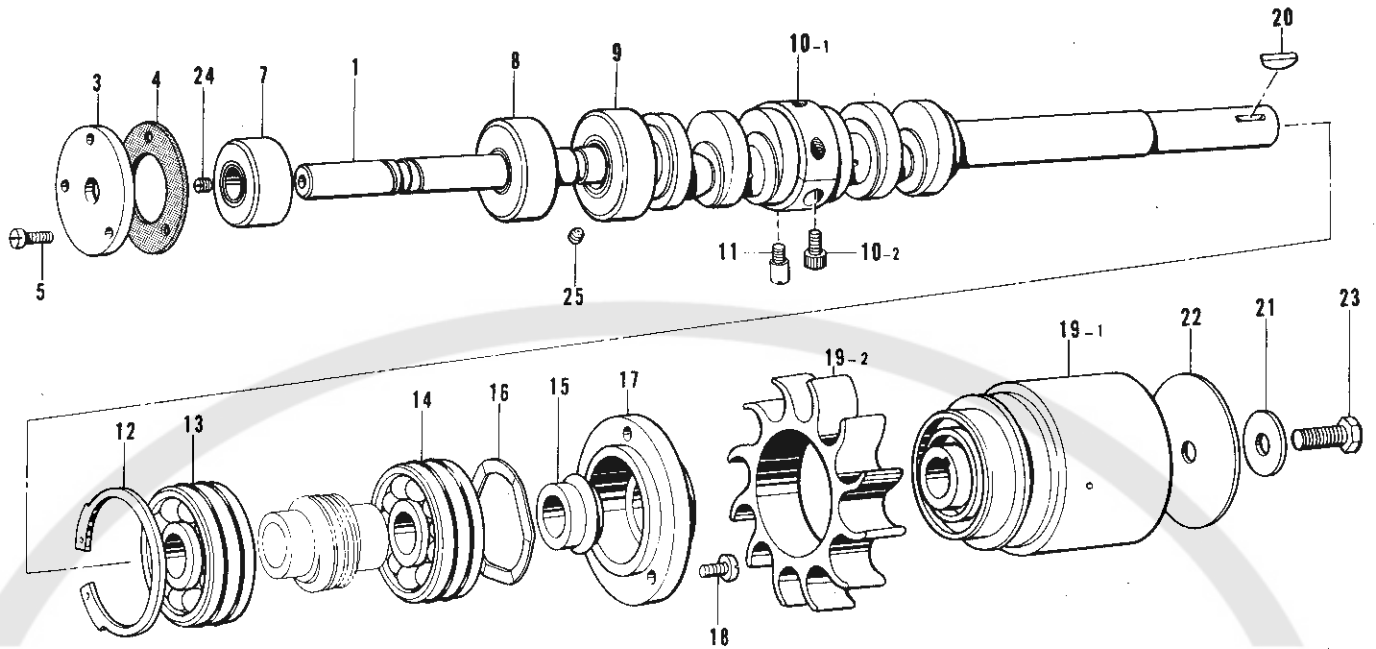
A. Cuerpo de la máquina (1)	1
A. Cuerpo de la máquina (2)	2
A. Cuerpo de la máquina (3)	3
B. Mecanismo del cigüeñal	4
C. Mecanismo del barra de aguja (1) ..	5
C. Mecanismo del barra de aguja (2) ..	6
D. Mecanismo del enfriador de aguja	7
E. Mecanismo del prensa telas (1)	8
E. Mecanismo del prensa telas (2)	9
F. Mecanismo de la alimentación (1) ..	10
F. Mecanismo de la alimentación (2) ..	11
F. Mecanismo de la alimentación (3) ..	12
G. Mecanismo de la alimentación superior (1)	13
G. Mecanismo de la alimentación superior (2)	14
H. Mecanismo del cuchilla	15
J. Mecanismo del presilladora superior	16
K. Mecanismo del presilladora inferior	17
L. Lubricación (1)	18
L. Lubricación (2)	19
M. Tension del hilo	20
N. Accesorio de tundido (1)	21
N. Accesorio de tundido (2)	22
N. Accesorio de tundido (3)	23
Z. Accesorios (1)	24
Z. Accesorios (2)	25
LISTA DE PIEZAS ACCESORIAS	26
INDICE	31

A. Machine body (1) / Maschinengehäuse (1)
 Corps de la machine (1) / Cuerpo de la máquina (1)



Ref. No.	Name of Parts	Q'ty	Parts No.	Assembly No.	Ref. No.	Name of Parts	Q'ty	Parts No.	Assembly No.
1	Machine body	1			60	Screw 3.57 x 14	1	009671-412	
5	Cover for Needle Driving Mechanism	1	S00092-001		61	Nut 3.57	1	021670-202	
6	Packing	1	S00007-000		67	Bolt 4.37	2	154835-001	
7	Screw 4.37 x 7	6	009680-712		68	Nut 4.37	2	105234-003	
8	Screw 9.52	1	S00008-001		70	Upper Feed Cover	1	S00105-101	
9	"O" Ring	1	109203-001		71	Packing	1	S00333-000	
12	Cover for Feed Mechanism	1	S00093-001		72	Screw 3.57 x 18	4	009671-812	
13	Packing	1	S00094-000		73	Cloth Guide (S)	1	S00108-001	
14	Screw 4.37	7	107407-003		74	Screw 3.57	2	108960-002	
16	Rubber	1	S00010-000		76	Screw 5.95	2	013760-612	
28	Cover for Feed Mechanism	1	S00099-100		77	Felt	1	S00146-000	
29	Oil Cap	1	S00016-001		79	Oil Cap	1	142274-001	
30	Packing	1	S00334-000		80	Oil Cap	1	146315-000	
32	Screw 4.37 x 7	4	009680-712		81	Oil Cap	1	140066-001	
34	Oil Cap	2	143766-001		82	Oil Cap	1	140361-001	
35	Inside Cover	1	154819-000		83	Oil Cap	1	154841-001	
36	Packing	1	154820-000		84	Oil Cap	1	146315-000	
37	Screw 3.57 x 8	5	009670-812		85	Machine Body Leg	4	148085-001	
46	Washer	1	141183-000		86	Oil Reservoir	1	S00019-001	
47-1	Set Collar	1		A-47	87	Packing	1	S00021-000	
47-2	Screw 6.35	2	101706-001	Set Collar with Screw 181969-003	88	Bolt 6.35 x 16	4	017771-612	
49	Cloth Plate Supporter	1	S00017-001		89	Washer	4	159476-000	
55	Cloth Plate Lever	1	154833-001		90	Set Pin for Cushion	4	140077-001	
56	Spring	1	146452-001		91	Wind Guide Plate	1	S00022-001	
57	Screw 3.57	1	146453-001		92	Screw 4.37 x 6	2	009680-612	
58	Cloth Plate Lever Stopper	1	146454-001		94	Screw 6.35	2	014780-622	
59	Screw 3.57 x 6	1	009670-612		114	Screw 4.37 x 10	2	007681-012	
					115	Screw 3.57 x 10	1	009671-012	

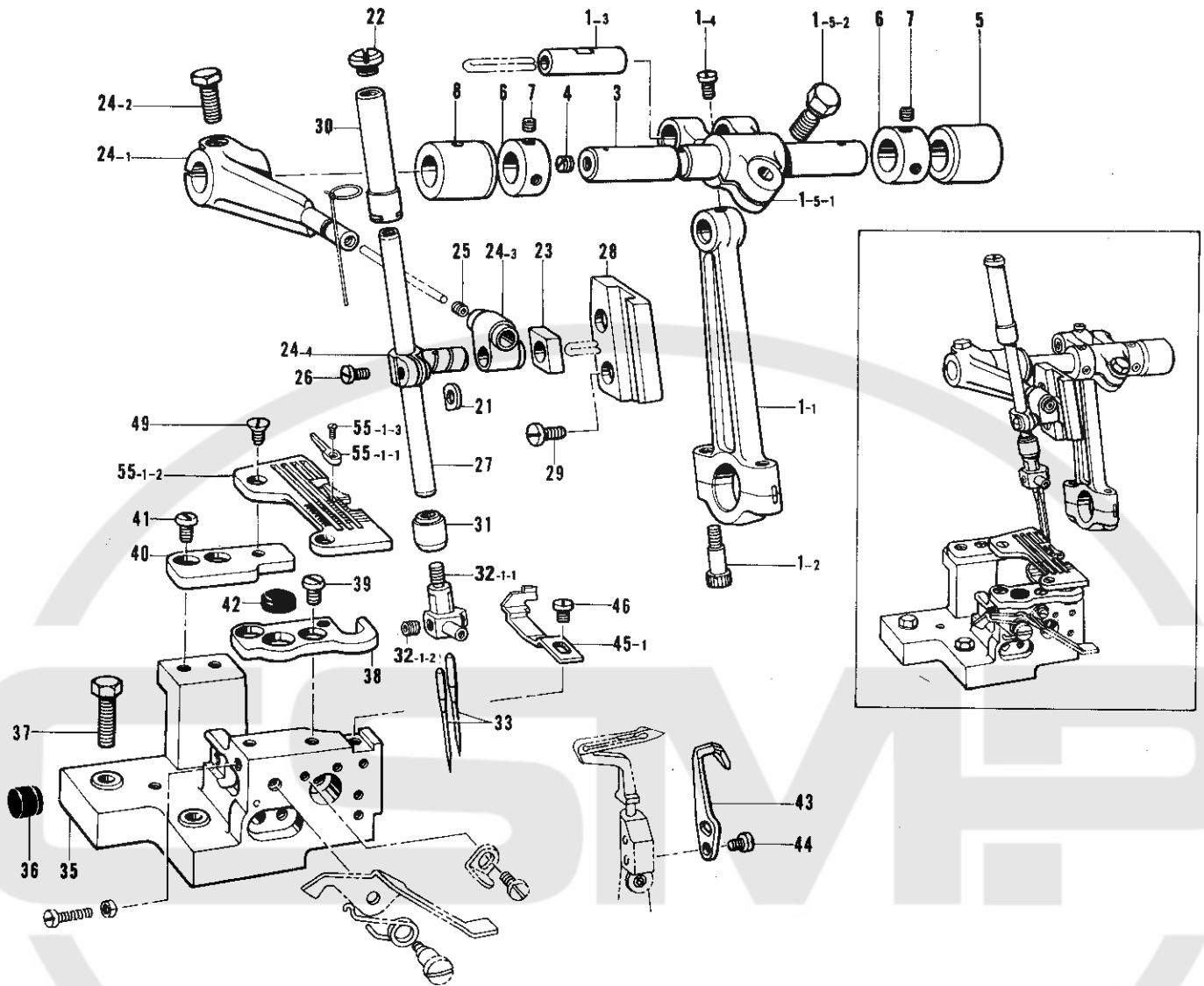
B. Crank shaft mechanism / Kurbelwelle
 Mécanisme du vilebrequin / Mecanismo del cigüeñal



Ref. No.	Name of Parts	Q'ty	Parts No.	Assembly No.	Ref. No.	Name of Parts	Q'ty	Parts No.	Assembly No.
1	Crank Shaft	1	※		14	Bearing 6302Z	1	154878-001	
3	Bearing Cap	1	154868-001		15	Oil Rejector	1	154879-000	
4	Packing	1	154869-000		16	Spring	1	154880-001	
5	Screw 3.57 x 8	3	009670-812		17	Bearing Presser	1	154881-000	
7	Bearing 6001Z	1	S00285-000		18	Screw 4.37 x 10	3	009681-012	
8	Crank Shaft Bushing (L) Assembly	1	S00287-000		19-1	Pulley	1		B-19 Pulley Assembly S00034-001
9	Crank Shaft Bushing (M) Assembly	1	S00290-000		19-2	Fan	1		
10-1	Crank Shaft Bushing	1		B-10 Crank Shaft Bushings Assembly S00297-001	20	Key	1	154885-001	
10-2	Screw 4.37 x 14	2	148425-001		21	Washer	1	154886-001	
11	Screw 4.37	1	154875-001		22	Pulley Cover	1	154887-001	
12	Stop Ring	1	154876-001		23	Bolt 6.35 x 14	1	017771-412	
13	Bearing 6302	1	154877-001		24	Screw 4.76	2	013719-412	
					25	Screw 3.57	1	148294-001	

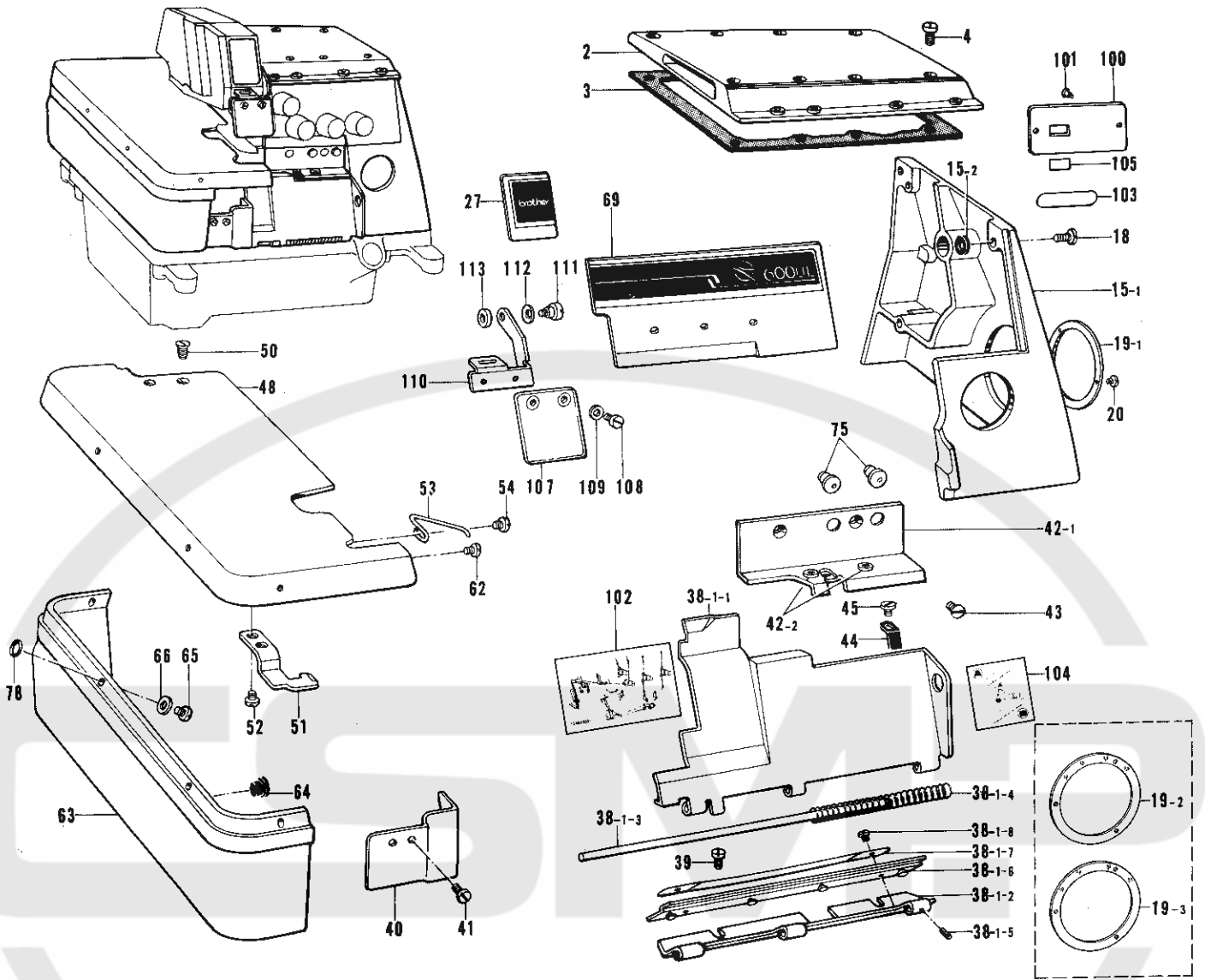
- ※ Please Crank Shaft Assembly (B-1, C-1, H-1, J-1, K-1) is refer to the different parts list (page 26).
- ※ Für die Kurbelwelle (B-1, C-1, H-1, J-1, K-1) wird auf die Zubehörlist auf Seite 26 verwiesen.
- ※ Sur le montage (B-1, C-1, H-1, J-1, K-1), voyez la liste des pièces accessoires (page 26).
- ※ Para el conjunto del cigüeñal (B-1, C-1, H-1, J-1, K-1) consultar la lista de piezas accesorias (página 26)

C. Needle bar mechanism (1) / Nadelstangenvorrichtung (1)
 Mécanisme de la barre à aiguille (1) / Mecanismo del barra de aguja (1)



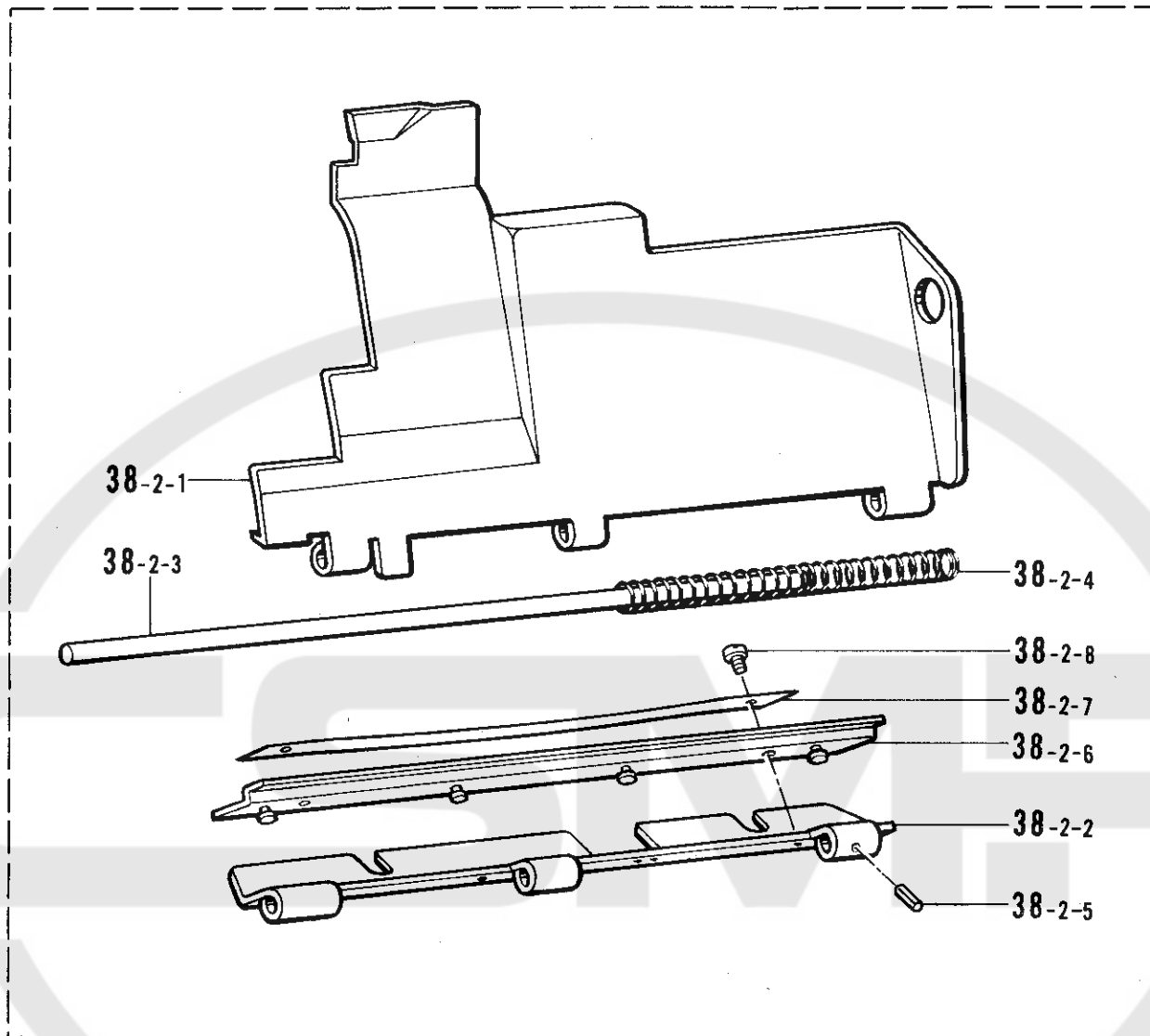
Ref. No.	Name of Parts	Q'ty	Parts No.	Assembly No.	Ref. No.	Name of Parts	Q'ty	Parts No.	Assembly No.
1-1	Needle Arm Driving Crank Rod	1		C-1	28	Needle Bar Guide	1	S00047-001	
1-2	Screw 4.37 x 14	2	148425-001	Needle Arm Driving Crank Rod Assembly *S00037-001	29	Screw 4.37 x 7	2	009680-712	
1-3	Pin	1			30	Needle Bar Bushing (U)	1	S00048-001	
1-4	Screw 4.37	1	100366-001		31	Needle Bar Bushing (D)	1	S00389-000	
1-5-1	Needle Bar Crank Shaft Arm	1			32-1-1	Needle Clamp 2.2	1		C-32-1 Needle Clamp Assembly 2.2 154910-001
1-5-2	Bolt 6.35 x 16	1	149170-001	32-1-2	Screw 3.18	2	146427-001		
3	Needle Bar Crank Shaft	1	S00121-001	33	Needle DC x 27	2	151474-		
4	Screw 5.95	1	100260-001	35	Needle Plate Support Bracket	1	154922-001		
5	Bushing (Right)	1	S00041-000	36	Oil Cap	1	154923-001		
6	Set Collar	2	140092-001	37	Bolt 6.35 x 25	2	017782-512		
7	Screw 4.37	4	014680-422	38	Needle Plate Supporter (F)	1	146494-001		
8	Bushing (Left)	1	S00042-000	39	Screw 4.37 x 5	2	001680-512		
21	Spacer	1	154901-001	40	Needle Plate Supporter (B)	1	146495-001		
22	Screw 8.73	1	S00049-001	41	Screw 4.37 x 5	2	001680-512		
23	Needle Bar Guide Slide Block	1	159638-001	42	Cloth Plate Cushion (B)	1	111486-001		
24-1	Needle Arm	1		43	Movable Needle Guard	1	158433-001		
24-2	Bolt 6.35 x 16	1	017771-612	44	Screw 3.57 x 8	2	009670-812		
24-3	Needle Bar Connector	1		45-1	Chain Stitch Needle Guard (F)	1	146777-001		
24-4	Needle Bar Clamp	1		46	Screw 3.57 x 6	1	009670-612		
25	Screw 3.18	1	146427-001	49	Screw 4.37	2	100032-003		
26	Screw 3.57 x 8	1	009670-812	55-1-1	Stitch Tongue	1	155993-001	C-55-1 Needle Plate Assembly S00241-001	
27	Needle Bar	1	S00046-001	55-1-2	Needle Plate	1			
				55-1-3	Screw 1.59	1	148355-001		

A. Machine body (2) / Maschinengehäuse (2)
 Corps de la machine (2) / Cuerpo de la máquina (2)



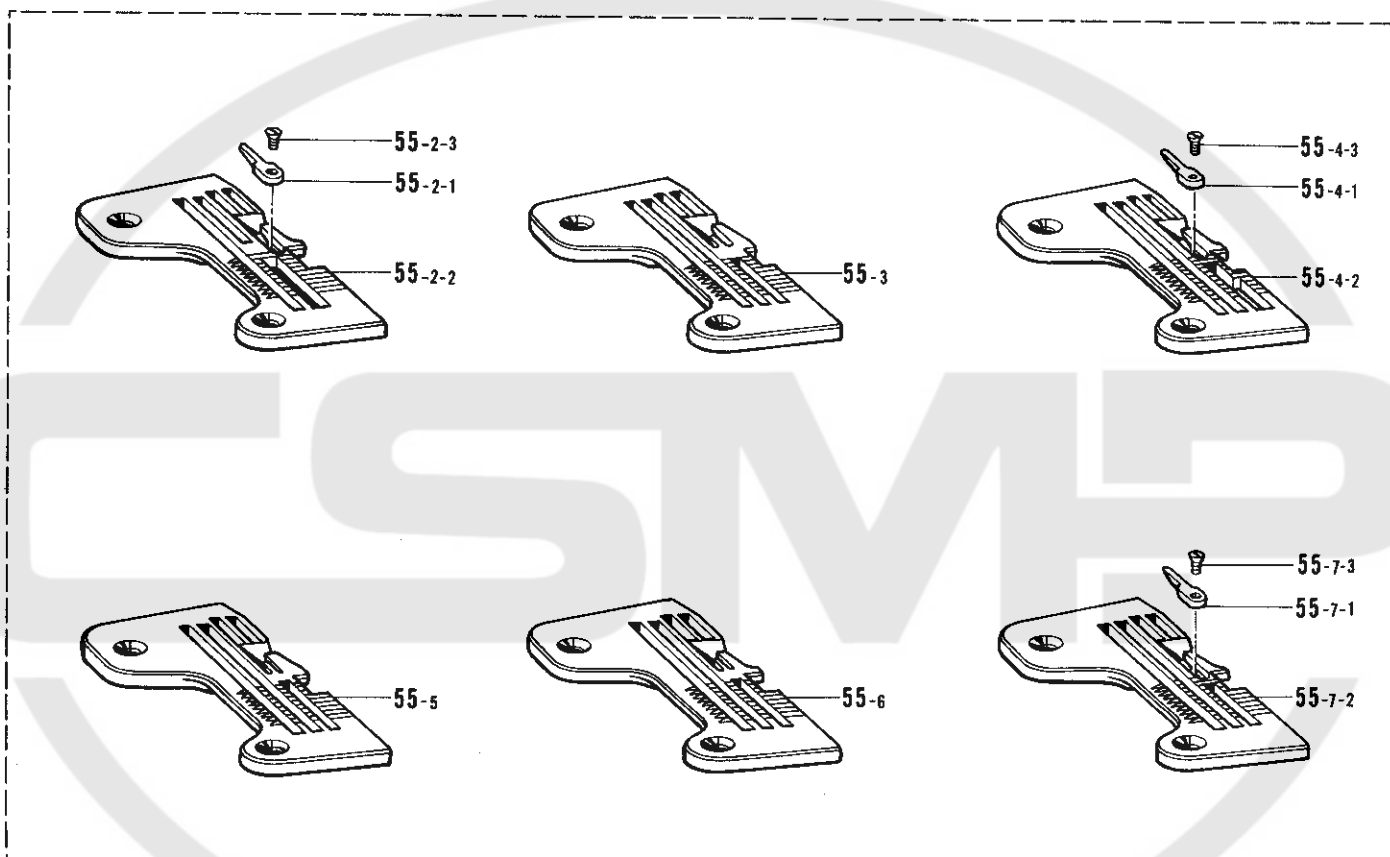
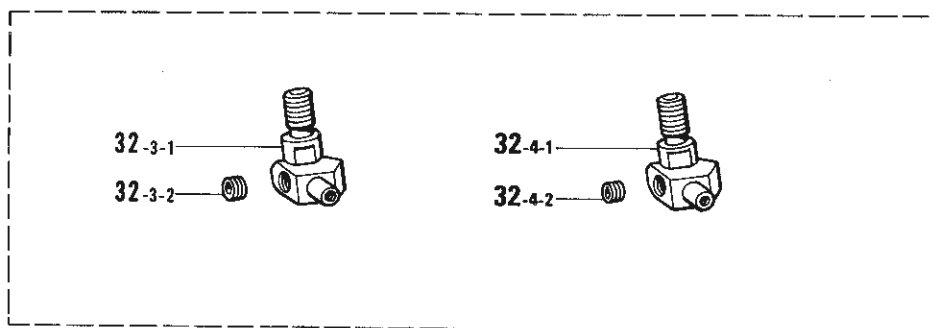
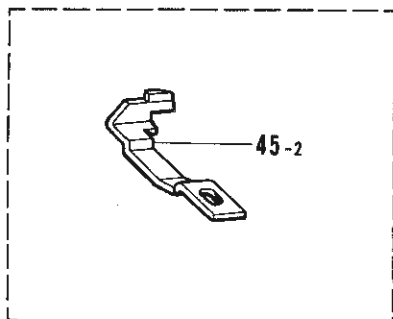
Ref. No.	Name of Parts	Q'ty	Parts No.	Assembly No.	Ref. No.	Name of Parts	Q'ty	Parts No.	Assembly No.
2	Top Cover Assembly	1	S00002-001		44	Stopper Spring for Front Cover	1	154829-001	
3	Packing	1	S00004-000		45	Screw 3.57 x 4.5	1	123185-001	
4	Screw 4.37 x 12	8	009681-212		48	Cloth Plate	1	S00101-001	
15-1	Belt Cover	1		A-15 Belt Cover Assembly S00284-001	50	Screw 4.37	2	100032-003	
15-2	Washer	4	155520-000		51	Stopper for Cloth Plate	1	154832-001	
18	Screw 4.37 x 10	4	009681-012		52	Screw 3.57 x 5	2	001670-512	
19-1	Stitch Length Control Plate	1	S00095-001		53	Spring	1	146450-001	
19-2	Stitch Length Control Plate (Bulky)	1	S01089-001		54	Screw 3.57 x 5	1	001670-512	
19-3	Stitch Length Control Plate (Shirring, Piping)	1	S01090-001		62	Screw 3.57 x 5	1	007670-513	
20	Screw 2.38	3	105288-001		63	Cloth Plate Lower	1	S00103-001	
27	Name Plate	1	S00098-001		64	Oil Cap	2	104450-001	
38-1-1	Front Cover	1		A-38-1 Front Cover Assembly 154857-001 (2 mm)	65	Screw 3.57 x 7	4	001670-712	
38-1-2	Front Cover Hinge	1	154854-001		66	Washer	4	105161-003	
38-1-3	Front Cover Hinge Pin	1	154855-000		69	Emblem Plate	1	S00104-001	
38-1-4	Spring	1	146442-001		75	Oil Cap	2	143196-001	
38-1-5	Pin 1.4 x 6	1	047140-642		78	Packing	4	118770-001	
38-1-6	Hinge Cover	1	154856-000		100	Model Plate	1		
38-1-7	Hinge Cover Presser Plate	1	152194-001		101	Pin	2		
38-1-8	Screw 3.57 x 4	2	009670-412		102	Threading Diagram	1	154849-001	
39	Screw 4.37 x 5	2	009680-512		103	Parts Book Number Plate	1		
40	Front Cover Guide	1	154821-001		104	Looper Threading Label	1	155340-001	
41	Screw 3.57 x 6	2	009670-612		105	Label	1	146975-	
42-1	Supporter for Front Cover	1		A-42 Supporter for Front Cover Assembly 154823-001	107	Eye Guard	1	S00075-000	
42-2	Thread Bushing	2	146924-000		108	Screw 3.18 x 5	2	009660-512	
43	Screw 4.37	2	117160-001		109	Washer 3	2	025030-132	
					110	Supporter Plate	1	S00076-001	
					111	Screw 4.37	1	146597-101	
					112	Spring Washer	1	146598-001	
					113	Spacer	1	S00077-000	

A. Machine body (3) / Maschinengehäuse (3)
 Corps de la machine (3) / Cuerpo de la máquina (3)



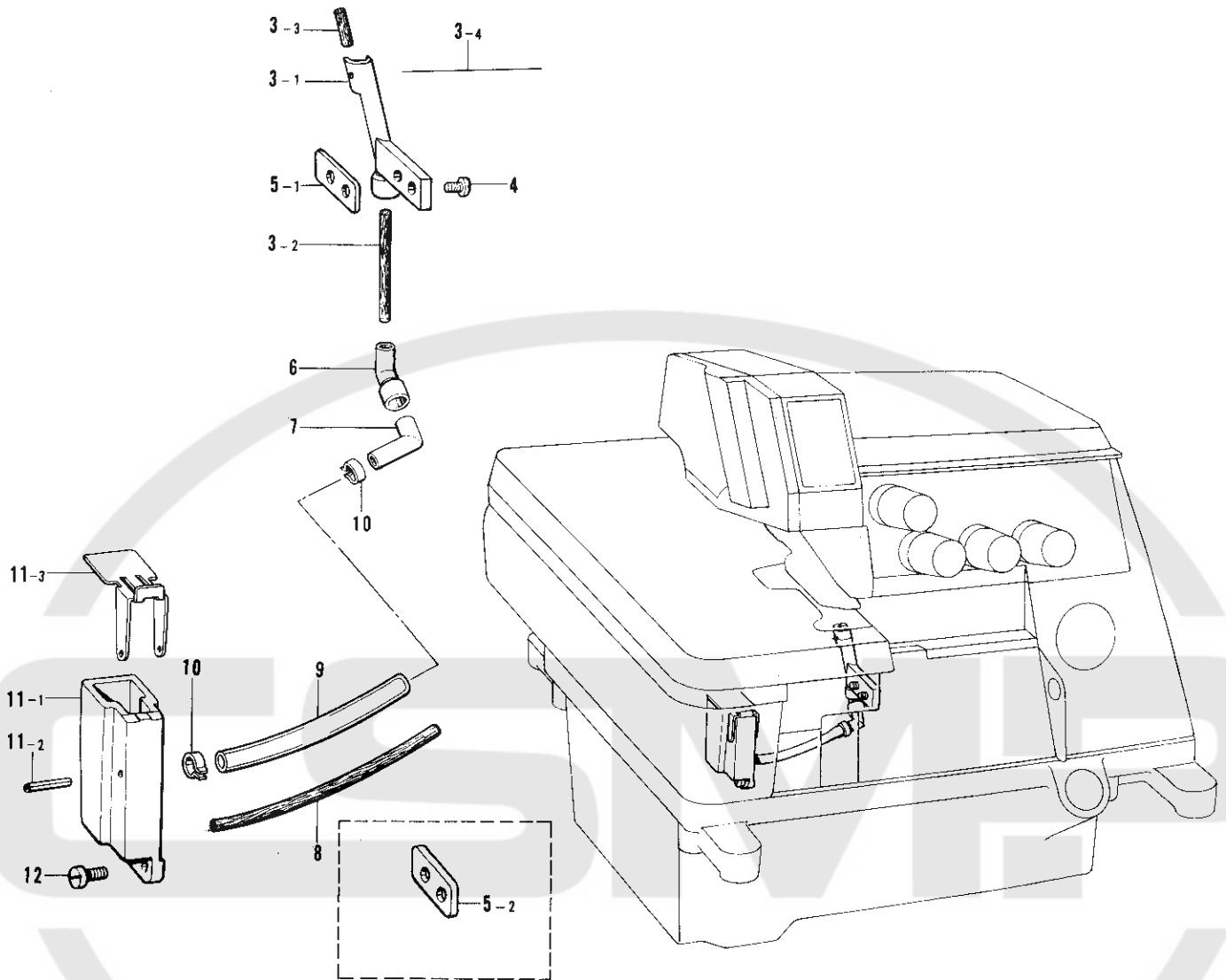
Ref. No.	Name of Parts	Q'ty	Parts No.	Assembly No.	Ref. No.	Name of Parts	Q'ty	Parts No.	Assembly No.
38-2-1	Front Cover	1		A-38-2	38-2-5	Pin 1.4 x 6	1	047140-642	A-38-2
38-2-2	Front Cover Hinge	1	154854-001	Front Cover Assembly	38-2-6	Hinge Cover	1	154856-000	Front Cover Assembly
38-2-3	Front Cover Hinge Pin	1	154855-000	154859-001	38-2-7	Hinge Cover Presser Plate	1	152194-001	154859-001
38-2-4	Spring	1	146442-001	(3 mm)	38-2-8	Screw 3.57 x 4	2	009670-412	(3 mm)

C. Needle bar mechanism (2) / Nadelstangenvorrichtung (2)
 Mécanisme de la barre à aiguille (2) / Mecanismo del barra de aguja (2)



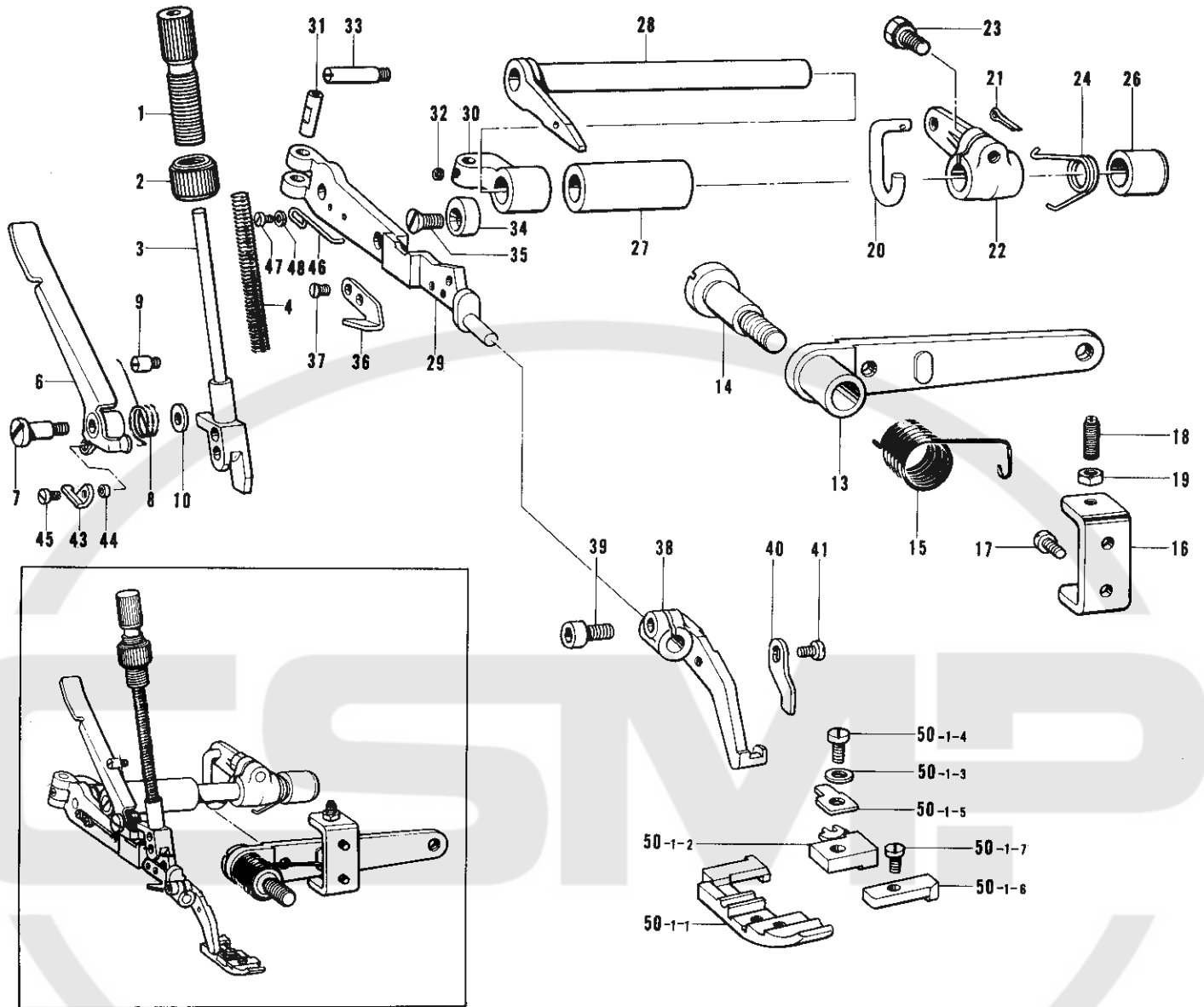
Ref. No.	Name of Parts	Q'ty	Parts No.	Assembly No.	Ref. No.	Name of Parts	Q'ty	Parts No.	Assembly No.
32-3-1	Needle Clamp 3	1		C-32-3 Needle Clamp Assembly 3 154912-001	55-3	Needle Plate (Denim)	1	S01148-001	
32-3-2	Screw 3.18	2	146427-001		55-4-1	Stitch Tongue	1	156014-001	C-55-4 Needle Plate Assembly 156009-001 (Bulky)
32-4-1	Needle Clamp 2.5	1		C-32-4 Needle Clamp Assembly 2.5 159880-001	55-4-2	Needle Plate (Bulky)	1		
32-4-2	Screw 3.18	2	146427-001		55-4-3	Screw 1.59	1	148355-001	
45-2	Chain Stitch Needle Guard (F)	1	146778-001		55-5	Needle Plate (Bulky)	1	159875-001	
55-2-1	Stitch Tongue	1	155993-001	C-55-2 Needle Plate Assembly S00283-001	55-6	Needle Plate (Bulky)	1	S01190-001	
55-2-2	Needle Plate	1			55-7-1	Stitch Tongue	1	156014-001	C-55-7 Needle Plate Assembly S01150-001 (Shirring, Piping) Taping
55-2-3	Screw 1.59	1	148355-001		55-7-2	Needle Plate (Shirring·Piping)	1		
					55-7-3	Screw 1.59	1	148355-001	

D. Needle cooler / Nadelkühlungsvorrichtung
 Mécanisme du refroidisseur d'aiguille / Mecanismo del enfriador de aguja



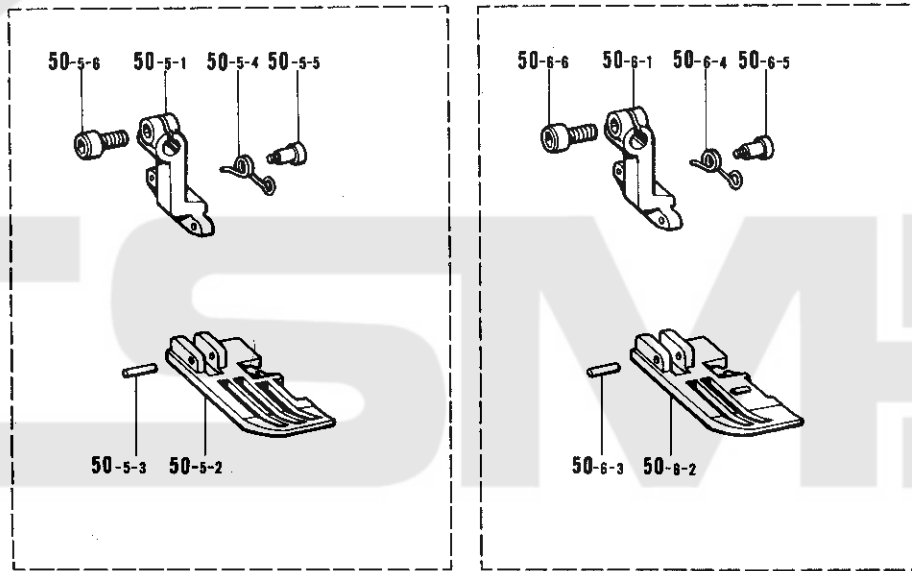
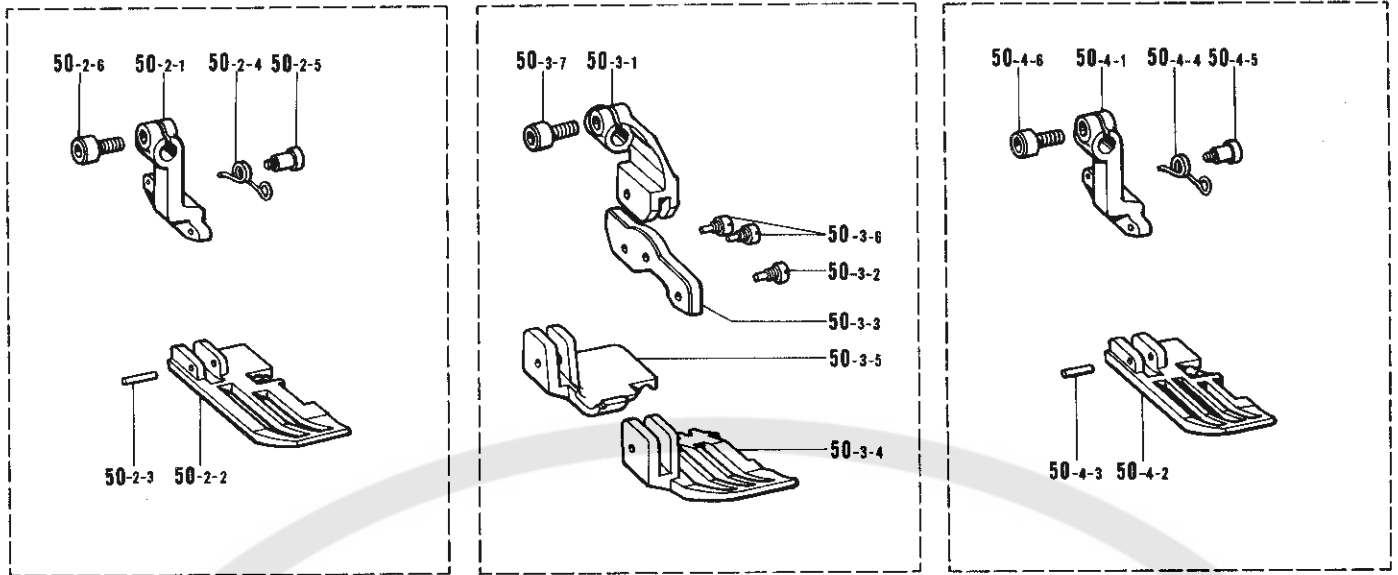
Ref. No.	Name of Parts	Q'ty	Parts No.	Assembly No.	Ref. No.	Name of Parts	Q'ty	Parts No.	Assembly No.
3-1	Felt Supporter	1	154931-000	D-3 Felt Holder Assembly 154930-001	7	Pipe Joint (B)	1	154940-000	
3-2	Felt	1	154932-000		8	Felt	1	154941-000	
3-3	Felt (S)	1	146740-000		9	Vinyl Tube	1	155283-000	
3-4	Steel Wire	1	147738-000		10	Stop Ring	2	147942-001	
4	Screw 3.57	2	100257-010		11-1	Needle Cooler	1	D-11 Needle Cooler Assembly 154943-001	
5-1	Spacer (2 mm)	1	154937-001	11-2	Pin	1	047201-640		
5-2	Spacer (3 mm)	1	154938-001	11-3	Needle Cooler Tank Cover	1	154945-001		
6	Pipe Joint (A)	1	154939-000		12	Screw 3.57 x 10	2	009671-012	

E. Presser foot mechanism (1) / Stoffdrückerfuß (1)
 Mécanisme du pied presseur (1) / Mecanismo del prensa telas (1)



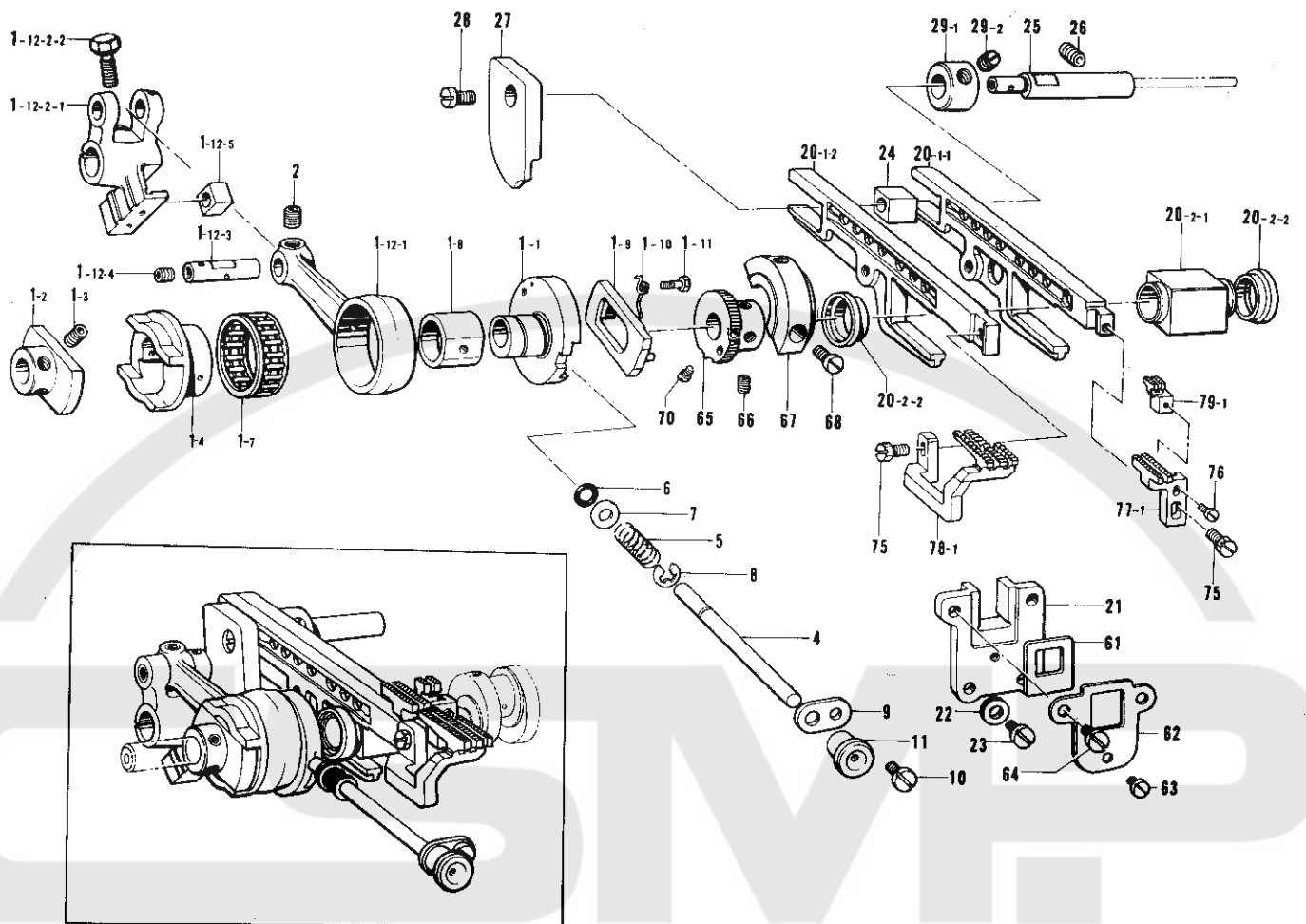
Ref. No.	Name of Parts	Q'ty	Parts No.	Assembly No.	Ref. No.	Name of Parts	Q'ty	Parts No.	Assembly No.
1	Screw	1	S00050-001		30	Presser Arm Supporter	1	154961-001	
2	Nut	1	S00051-001		31	Pin for Presser Arm Shaft	1	154962-001	
3	Presser Bar	1	S00052-001		32	Screw 4.37	1	153675-001	
4	Spring	1	144081-001		33	Screw 4.37	1	S00128-001	
6	Presser Bar Lifter	1	S01082-001		34	Presser Arm Stopper	1	144088-001	
7	Screw 4.76	1	141598-001		35	Screw 4.76	1	107231-002	
8	Spring	1	S00054-001		36	Trimming Knife	1	148259-001	
9	Spring Hook	1	S00055-001		37	Screw 3.18	2	141542-001	
10	Washer	1	146354-001		38	Sub-Presser Arm	1	S00129-001	
13	Presser Foot Lifter Lever	1	S00125-001		39	Bolt 3.57 x 8	1	154965-001	
14	Screw 7.94	1	148372-001		40	Presser Stopper	1	S00132-001	
15	Spring	1	143325-001		41	Screw 3.18 x 4.5	1	009669-412	
16	Lever Adjust Plate	1	S00126-001		43	Presser Bar Lifter Plate	1	S01083-001	
17	Screw 4.37 x 7	2	009680-712		44	Collar	1	S01084-001	
18	Screw 4.76	2	153483-001		45	Screw 3.18 x 3.5	1	009669-312	
19	Nut 4.76	2	110161-006		46	Spring	1	S01086-001	
20	Presser Foot Lifter Link	1	S00276-001		47	Screw 3.18 x 3.5	2	009669-312	
21	Pin	1	110793-001		48	Washer 3.18	2	025660-132	
22	Presser Foot Lifter Inside Lever	1	S00275-001		50-1-1	Presser Foot	1		
23	Bolt 6.35 x 16	1	149170-001		50-1-2	Presser Foot Stitch Tongue	1	146903-001	
24	Spring	1	154957-001		50-1-3	Washer 3	1	025030-132	
26	Bushing (Right)	1	140262-000		50-1-4	Screw 3.18	1	100080-004	
27	Bushing (Left)	1	S00127-000		50-1-5	Presser Foot Hinge Spring	1	146887-001	
28	Presser Arm Shaft	1	S01080-001		50-1-6	Presser Foot (Front)	1	146888-001	
29	Main Presser Arm	1	S01081-001		50-1-7	Screw 2.38 x 3.5	1	009639-312	
									E-50-1 Presser Foot Assembly S00272-001

E. Presser foot mechanism (2) / Stoffdrückerfuß (2)
 Mécanisme du pied presseur (2) / Mecanismo del prensa telas (2)



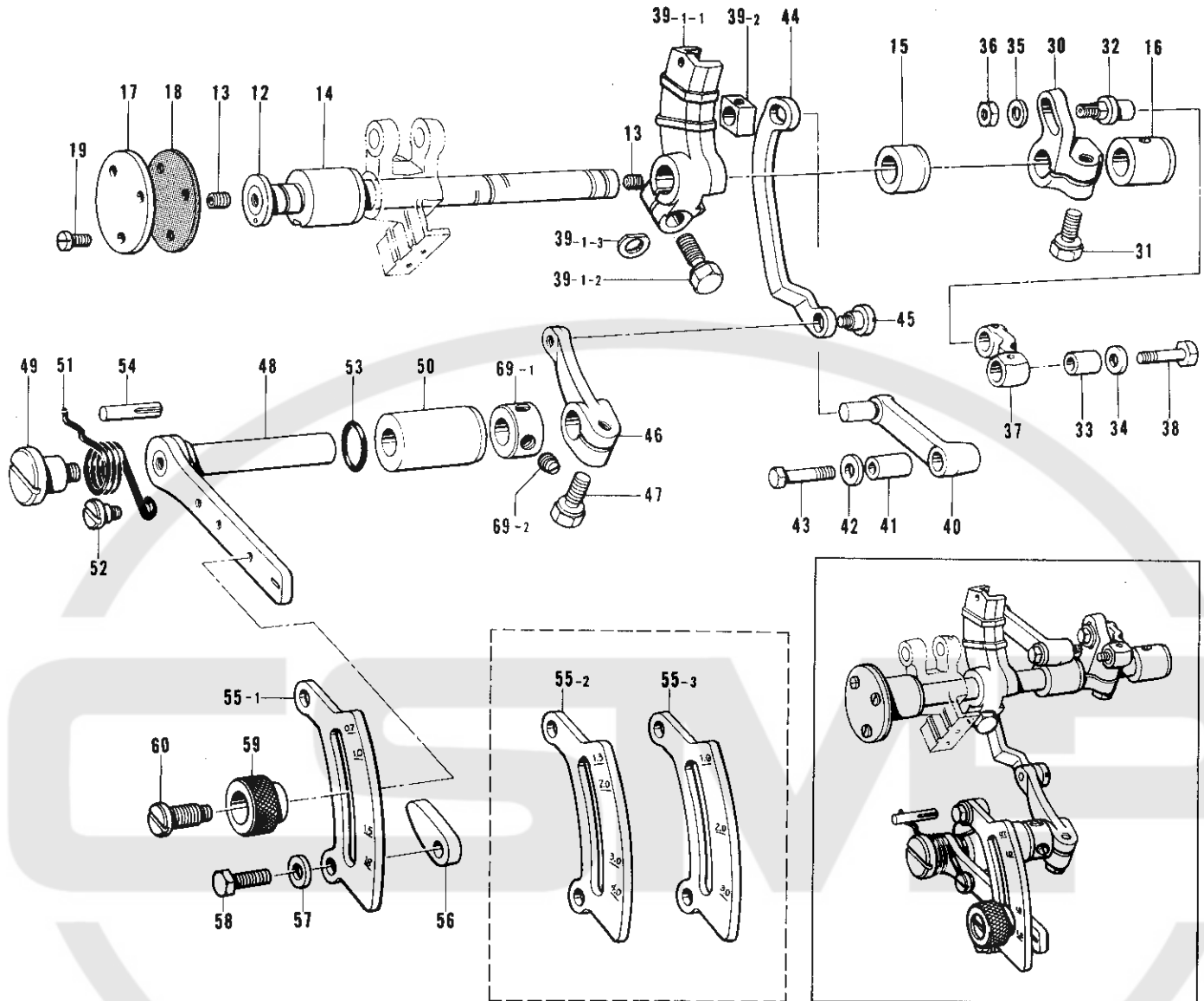
Ref. No.	Name of Parts	Q'ty	Parts No.	Assembly No.	Ref. No.	Name of Parts	Q'ty	Parts No.	Assembly No.
50-2-1	Sub-Presser Arm	1		E-50-2 Presser Foot Assembly S00243-001	50-4-4	Spring	1	S00238-001	E-50-4 Presser Foot Assembly S01134-001 (Shirring)
50-2-2	Presser Foot	1			50-4-5	Screw	1	142247-001	
50-2-3	Pin	1	142243-000		50-4-6	Bolt 3.57 x 8	1	154965-001	
50-2-4	Spring	1	S00238-001		50-5-1	Sub-Presser Arm	1		E-50-5 Presser Foot Assembly S01135-001 (Piping)
50-2-5	Screw	1	142247-001		50-5-2	Presser Foot	1		
50-2-6	Bolt 3.57 x 8	1	154965-001	50-5-3	Pin	1	142243-000		
50-3-1	Sub-Presser Arm	1		50-5-4	Spring	1	S00238-001		
50-3-2	Screw 3.18	1	148015-001	50-5-5	Screw	1	142247-001		
50-3-3	Presser Foot Hinge Spring	1	148016-001	50-5-6	Bolt 3.57 x 8	1	154965-001	E-50-6 Presser Foot Assembly S01136-001 (Taping)	
50-3-4	Presser Foot (Front)	1		50-6-1	Sub-Presser Arm	1			
50-3-5	Presser Foot (B)	1	S00341-001	50-6-2	Presser Foot	1			
50-3-6	Screw 3.18	2	148015-001	50-6-3	Pin	1	142243-000		
50-3-7	Bolt 3.57 x 8	1	154965-001	50-6-4	Spring	1	S00238-001		
50-4-1	Sub-Presser Arm	1		50-6-5	Screw	1	142247-001		
50-4-2	Presser Foot	1		50-6-6	Bolt 3.57 x 8	1	154965-001		
50-4-3	Pin	1	142243-000						

F. Feed mechanism (1) / Transportvorrichtung (1)
 Mécanisme de l'entraînement (1) / Mecanismo de la alimentación (1)



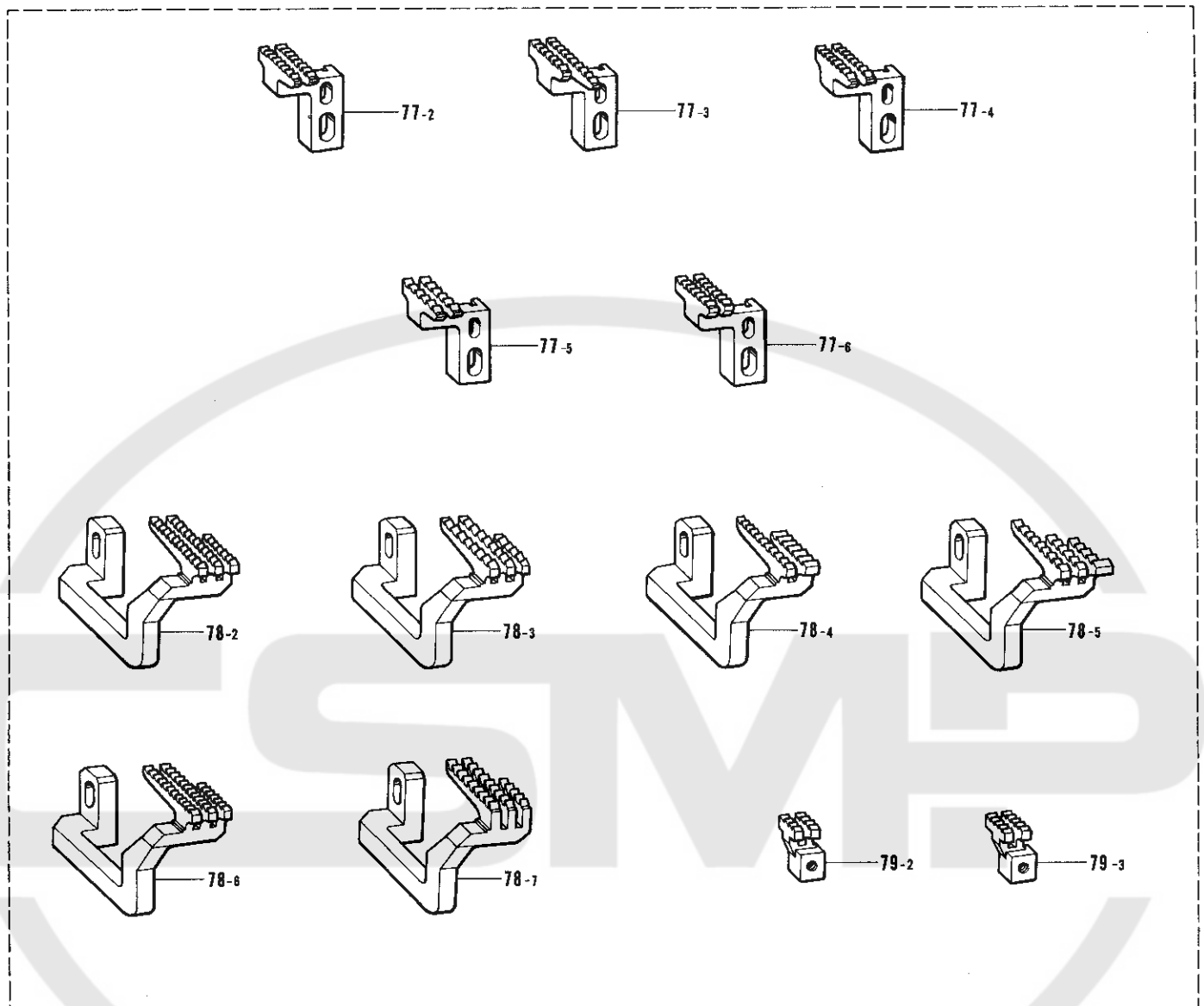
Ref. No.	Name of Parts	Q'ty	Parts No.	Assembly No.	Ref. No.	Name of Parts	Q'ty	Parts No.	Assembly No.
1- 1	Eccentric Wheel	1		F-1 Eccentric Wheel Assembly S00133-001	21	Feed Bar Guide	1	155151-000	
1- 2	Eccentric Wheel Holder	1			22	Washer	2	100645-003	
1- 3	Screw 4.37	2	014680-422		23	Screw 4.37	2	107407-003	
1- 4	Eccentric Wheel	1			24	Feed Bar Guide Block	1	146547-000	
1- 7	Needle Roller Bearing 28	1			25	Feed Bar Guide Block Shaft	1	155152-001	
1- 8	Eccentric Wheel Block	1			26	Screw 6.35	1	014780-622	
1- 9	Ratchet Stopper	1			27	Differential Link Guide	1	155153-000	
1-10	Spring	1	155132-001		28	Screw 4.37 x 7	1	009680-712	
1-11	Screw 2.38	1	155133-001		29-1	Set Collar	1		F-29 Set Collar with Screw 156809-001
1-12-1	Feed Connecting Rod	1			29-2	Screw 6.35 x 6	2	014770-622	
1-12-2-1	Feed Arm	1			61	Fragment Protector	1	155177-000	
1-12-2-2	Bolt 6.35 x 16	1	149170-001	62	Fragment Protector Plate	1	155178-001		
1-12-3	Pin	1		63	Screw 3.57	1	106568-003		
1-12-4	Screw 6.35 x 6	1	014770-622	64	Screw 4.37	2	107407-003		
1-12-5	Slide Block	1		65	Ratchet	1	S00153-001		
2	Screw 4.37	1	014680-422	66	Screw 4.37	2	014680-622		
4	Feed Adjusting Shaft	1	155138-001	67	Balance Weight	1	155180-001		
5	Spring	1	155139-001	68	Screw 4.37	2	105176-001		
6	Packing	1	118770-001	70	Screw 2.38	2	155560-001		
7	Washer	1	113431-002	75	Bolt 4.37	2	117516-001		
8	Stop Ring E-4	1	048040-342	76	Screw 2.38 x 8	1	009630-812		
9	Supporter for Feed Adjusting Shaft	1	146536-001	77-1	Main Feed Dog	1	S00145-001		
10	Screw 3.57 x 6	1	009670-612	78-1	Differential Feed Dog	1	156036-001		
11	Cap	1	155348-000	79-1	Chain Feed Dog (G)	1	S00147-001		
20- 1-1	Main Feed Bar	1							
20- 1-2	Differential Feed Bar	1		F-20 Feed Bar Guide Block Assembly S00373-001					
20- 2-1	Feed Lifting Slide Block	1	S00371-000						
20- 2-2	Block Oil Reject	2	S00372-000						

F. Feed mechanism (2) / Transportvorrichtung (2)
 Mécanisme de l'entraînement (2) / Mecanismo de la alimentación (2)



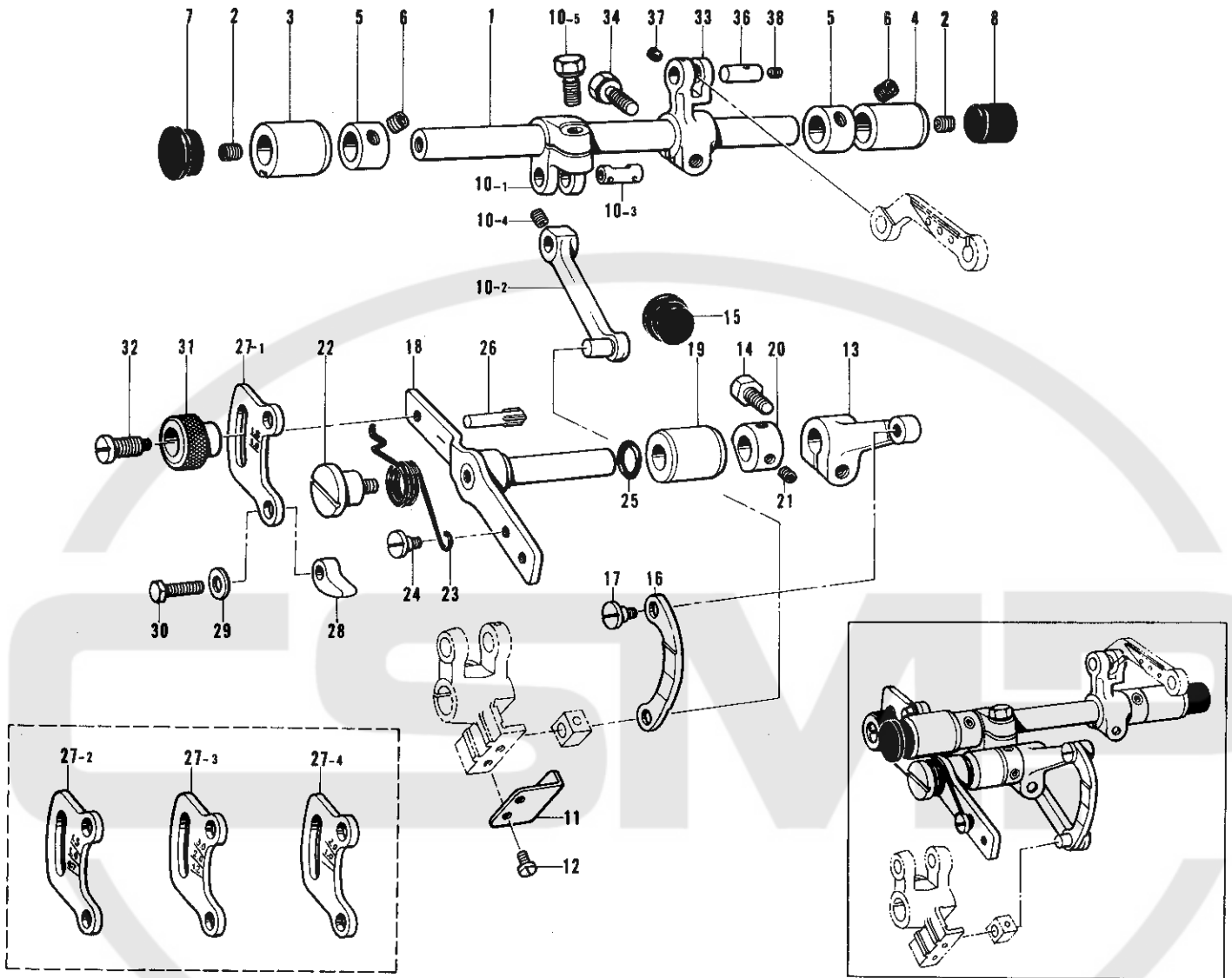
Ref. No.	Name of Parts	Q'ty	Parts No.	Assembly No.	Ref. No.	Name of Parts	Q'ty	Parts No.	Assembly No.	
12	Feed Shaft	1	S00140-001		44	Differential Feed Adjuster Link	1	155166-001		
13	Screw 6.35 x 6	2	014770-622		45	Screw 5.56	1	155167-001		
14	Feed Shaft Bushing (L)	1	155141-000		46	Differential Feed Link Lever	1	155168-001		
15	Feed Shaft Bushing (M)	1	S00141-000		47	Bolt 6.35 x 14	1	155156-001		
16	Feed Shaft Bushing (R)	1	155143-000		48	Differential Feed Adjusting Lever	1	155169-001		
17	Cover for Feed Shaft Bushing (L)	1	155144-001		49	Screw 5.56	1	146559-001		
18	Packing	1	155145-000		50	Adjusting Lever Bushing	1	155170-000		
19	Screw 3.57 x 8	3	009670-812		51	Spring	1	155171-001		
30	Main Feed Arm	1	S00142-001		52	Screw 4.76	1	100294-002		
31	Bolt 6.35 x 16	1	149170-001		53	"O" Ring	1	109203-001		
32	Main Feed Shaft	1	S00143-001		54	Dowel Pin	1	140063-001		
33	Main Feed Link Bushing	1	155156-001		55-1	Differential Stitch Control Plate	1	S00148-001		
34	Washer	1	155157-001		55-2	Differential Stitch Control Plate (Bulky)	1	155173-001		
35	Washer	1	113431-002		55-3	Differential Stitch Control Plate (Shirring, Piping)	1	155174-001		
36	Nut 4.76	1	148838-001		56	Stopper for Differential Stitch Control	2	146563-001		
37	Main Feed Link	1	S00144-001		57	Washer	2	118735-002		
38	Main Feed Link Shaft (Small)	1	140210-001		58	Bolt 6.35 x 14	2	017781-412		
39-1-1	Differential Feed Arm	1		F-39 Differential Feed Arm Block Assembly 155159-001	59	Knob	1	155175-001		
39-1-2	Bolt 6.35 x 16	1	149170-001		60	Screw	1	155176-001		
39-1-3	Spacer	1	155162-001							
39-2	Differential Feed Block	1								
40	Differential Feed Link	1	155164-001			69-1	Set Collar	1		F-69 Set Collar with Screw 181969-003
41	Differential Feed Link Bushing	1	155165-001			69-2	Screw 6.35	2	101706-001	
42	Washer	1	155157-001							
43	Feed Link Shaft (Large)	1	140217-001							

F. Feed mechanism (3) / Transportvorrichtung (3)
 Mécanisme de l'entraînement (3) / Mecanismo de la alimentación (3)



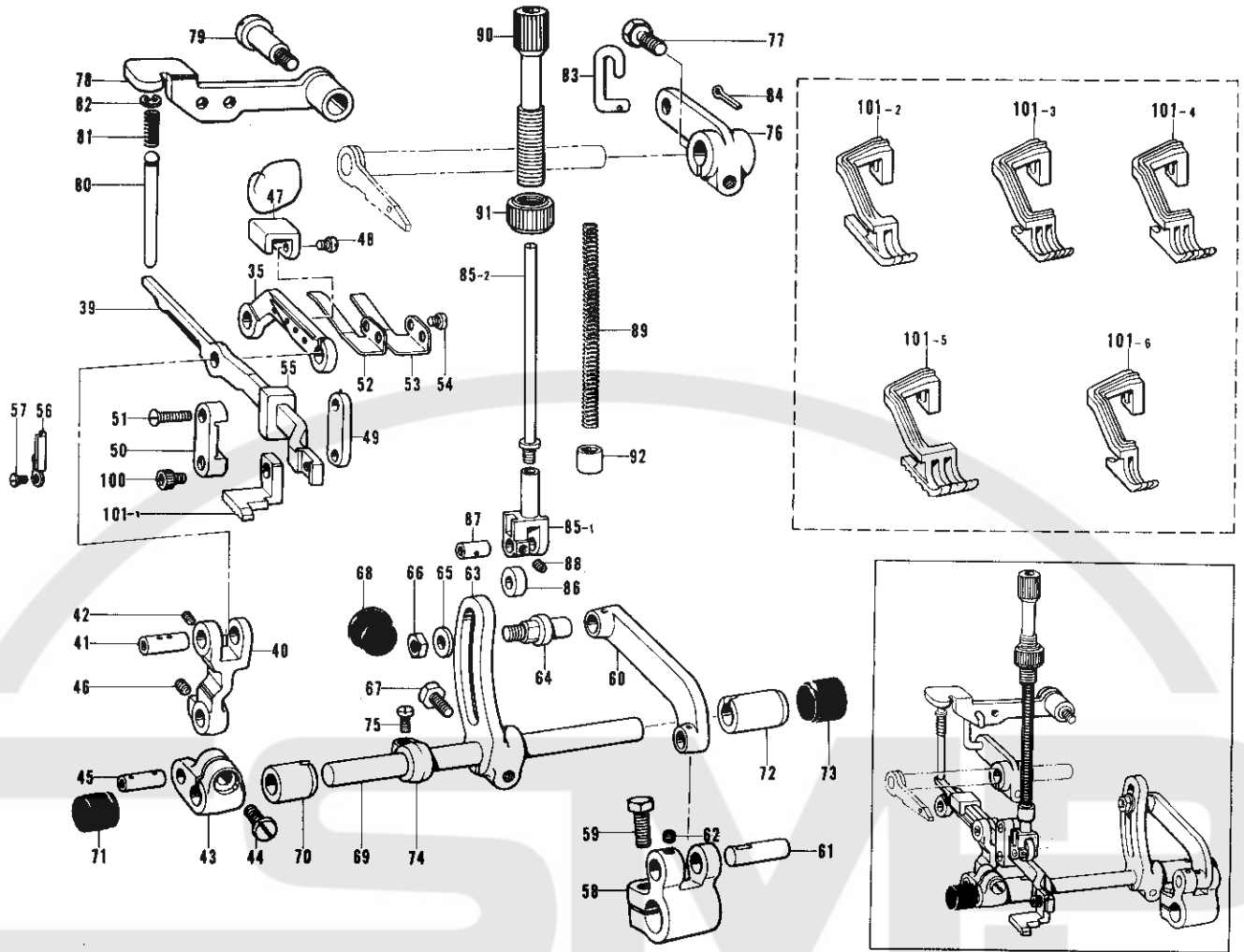
Ref. No.	Name of Parts	Q'ty	Parts No.	Assembly No.	Ref. No.	Name of Parts	Q'ty	Parts No.	Assembly No.
77-2	Main Feed Dog	1	146744-001		78-4	Differential Feed Dog	1	S00281-001	
77-3	Main Feed Dog (Bulky)	1	146745-001		78-5	Differential Feed Dog (Bulky)	1	156037-001	
77-4	Main Feed Dog (Shirring, Piping, Taping)	1	S01145-001		78-6	Differential Feed Dog (Piping, Taping)	1	S01147-001	
77-5	Main Feed Dog (Denim)	1	S01149-001		78-7	Differential Feed Dog (Bulky)	1	159877-001	
77-6	Main Feed Dog (Bulky)	1	159876-001		79-2	Chain Feed Dog A	1	146577-001	
78-2	Differential Feed Dog (Shirring)	1	S01146-001		79-3	Chain Feed Dog B (Bulky)	1	146578-001	
78-3	Differential Feed Dog (Denim)	1	S01141-001						

G. Upper feed mechanism (1) / Obertransportvorrichtung (1)
 Mécanisme de l'entraînement supérieur (1) / Mecanismo de la alimentación superior (1)



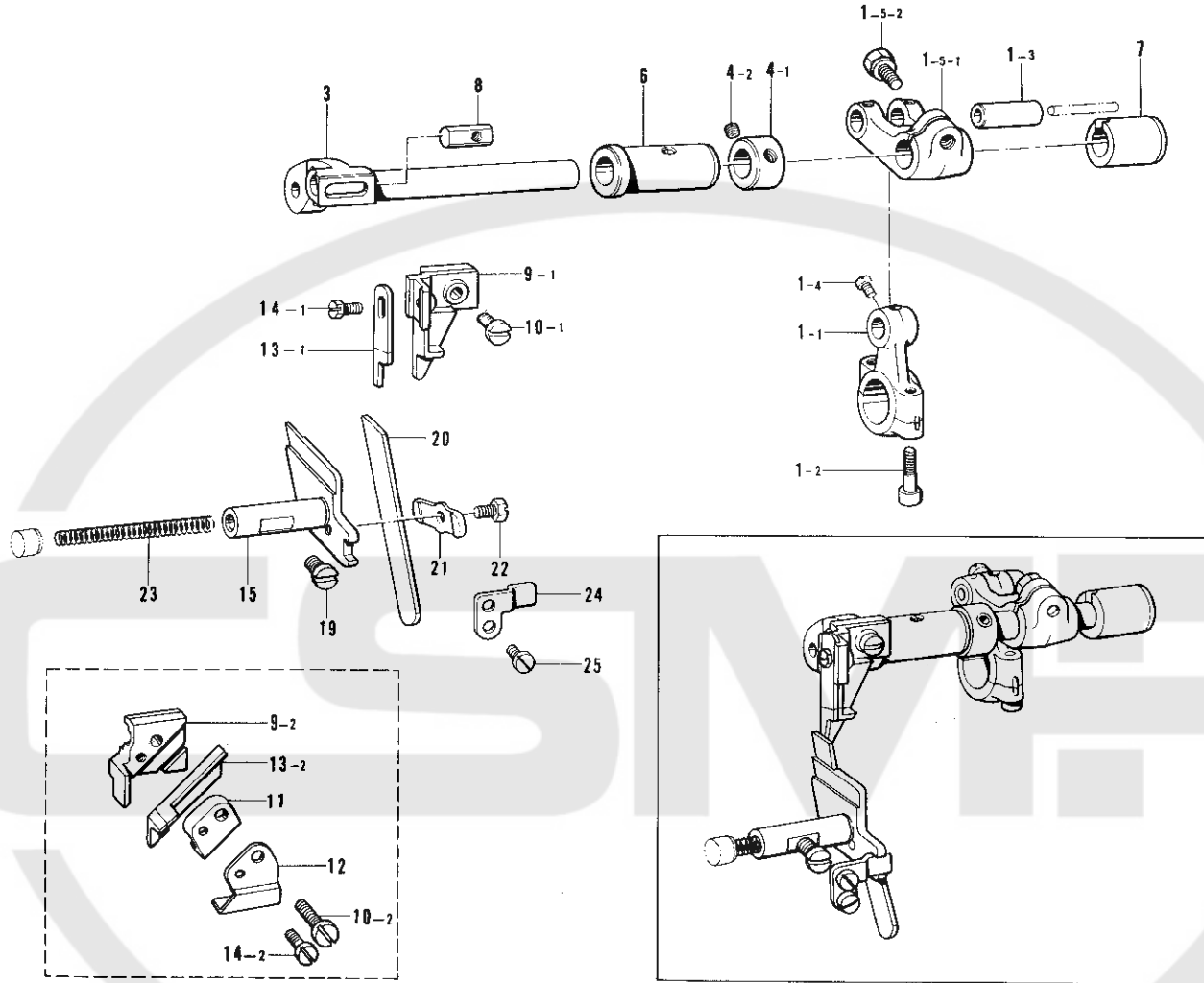
Ref. No.	Name of Parts	Q'ty	Parts No.	Assembly No.	Ref. No.	Name of Parts	Q'ty	Parts No.	Assembly No.
1	Feed Rock Shaft	1	S00154-001		20	Set Collar	1	155533-001	
2	Screw 6.35 x 6	2	014770-622		21	Screw 4.37	2	014680-422	
3	Bushing (Left)	1	S00155-000		22	Screw 5.56	1	146559-001	
4	Bushing (Right)	1	S00156-000		23	Spring	1	S00167-001	
5	Set Collar	2	S00157-001		24	Screw 4.76	1	100294-002	
6	Screw 5.95	4	152718-001		25	"O" Ring	1	109203-001	
7	Oil Cap	1	150756-000		26	Pin	1	140063-001	
8	Oil Cap	1	S00313-000		27-1	Upper Feed Regulator Plate	1	S00168-001	
10-1	Feed Rock Arm (A)	1			27-2	Upper Feed Regulator Plate	1	S00239-001	
10-2	Feed Link	1			27-3	Upper Feed Regulator Plate (Bulky)	1	S01093-001	
10-3	Feed Rock Arm Stud	1			27-4	Upper Feed Regulator Plate (Shirring, Piping)	1	S01094-001	
10-4	Screw 4.37	1	014680-422		28	Stopper	2	S00169-001	
10-5	Bolt 6.35 x 16	1	149170-001		29	Washer	2	118735-002	
11	Link Guide Plate	1	S00162-001		30	Bolt 6.35 x 14	2	017781-412	
12	Screw 3.57 x 5	2	009670-512		31	Knob	1	155175-001	
13	Link Lever	1	S00163-001		32	Screw	1	155176-001	
14	Bolt 6.35 x 14	1	017771-412		33	Feed Rock Arm (B)	1	S00170-001	
15	Oil Cap	1	104449-001		34	Bolt 6.35 x 16	1	149170-001	
16	Feed Adjusting Link	1	S00164-001		36	Stud	1	S00172-001	
17	Screw 5.56	1	155167-001		37	Screw 3.57	1	148294-001	
18	Feed Adjusting Lever	1	S00165-001		38	Screw 3.18	1	146427-001	
19	Bushing	1	S00166-000						

G. Upper feed mechanism (2) / Obertransportvorrichtung (2)
 Mécanisme de l'entraînement supérieur (2) / Mecanismo de la alimentación superior (2)



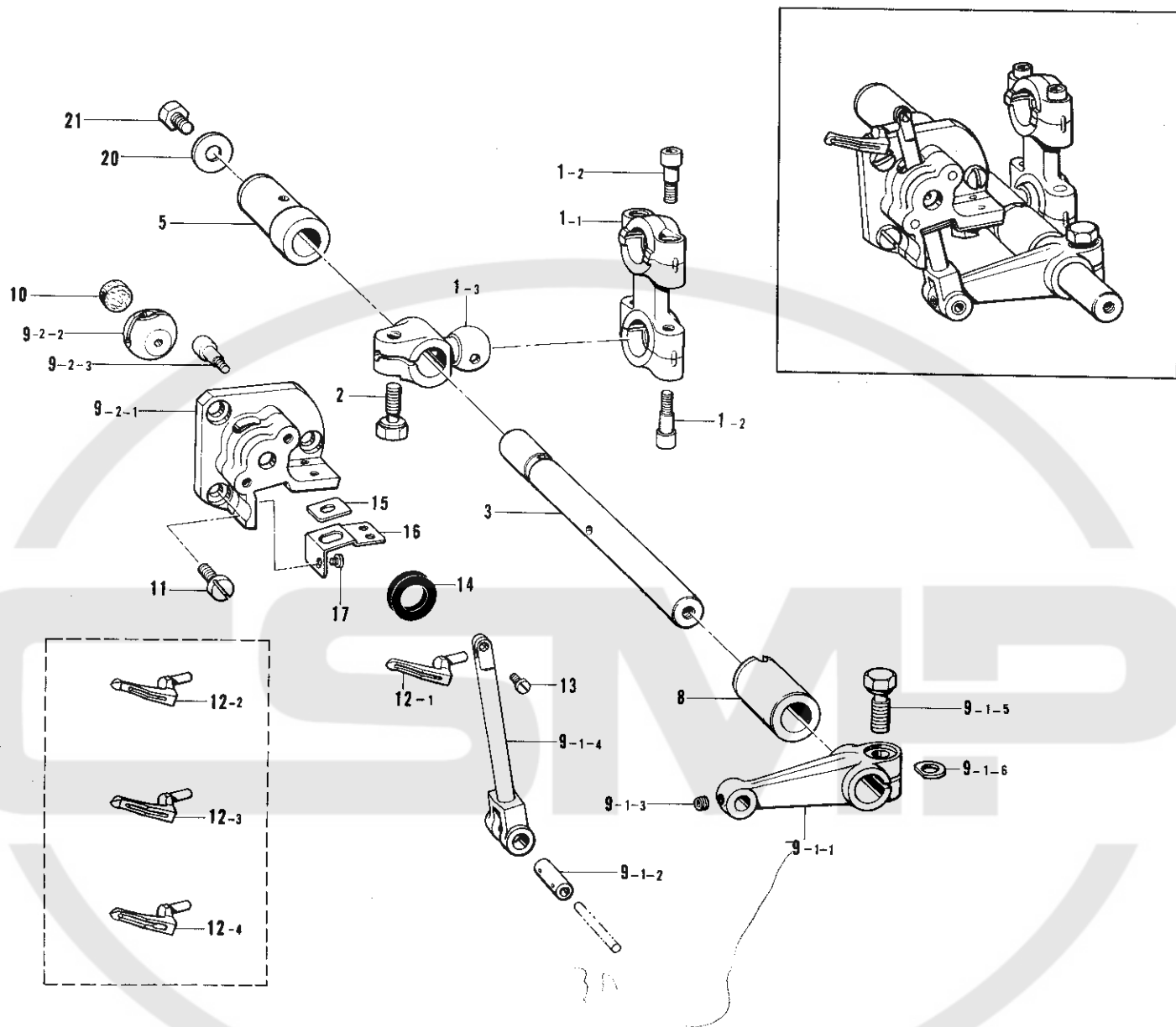
Ref. No.	Name of Parts	Q'ty	Parts No.	Assembly No.	Ref. No.	Name of Parts	Q'ty	Parts No.	Assembly No.
35	Upper Feed Connecting Rod	1	S00171-001		71	Oil Cap	1	140065-001	
39	Upper Feed Bar	1	S00173-001		72	Bushing (R)	1	S00191-000	
40	Feed Forked Connector	1	S00174-001		73	Oil Cap	1	154841-001	
41	Stud	1	S00175-001		74	Set Collar	1	S00192-001	
42	Screw 3.57	1	148294-001		75	Screw 4.37 x 7	1	009680-712	
43	Feed Rock Arm	1	S00176-001		76	Upper Feed Lifting Arm	1	S00193-001	
44	Screw 5.95 x 12	1	009761-212		77	Bolt 6.35 x 16	1	149170-001	
45	Pin	1	S00177-001		78	Upper Feed Lifting Lever	1	S00194-001	
46	Screw 4.37	1	014680-422		79	Screw 5.95	1	S00195-001	
47	Upper Feed Bar Guide (A)	1	S00178-001		80	Upper Feed Lifting Shaft	1	S00196-001	
48	Screw 3.57 x 5	2	001670-512		81	Spring	1	S00197-001	
49	Upper Feed Bar Guide (B)	1	S00179-000		82	Stop Ring E-4	1	048040-342	
50	Upper Feed Bar Guide (B) Cover	1	S00180-000		83	Presser Lifting Link	1	S00198-001	
51	Screw 3.57 x 14	2	151626-001		84	Pin	1	110793-001	
52	Spring Plate (U)	1	S00181-001		85-1	Presser Bar Bracket	1	S00200-001	G-85 Upper Feed Presser Bar Assembly S00199-001
53	Spring Plate (D)	1	S00182-001		85-2	Presser Bar	1	S00201-001	
54	Screw 3.57 x 6	2	009670-612		86	Presser Bar Roller	1	S00202-001	
55	Oil Rejector	1	S00183-000		87	Presser Bar Roller Stud	1	S00203-001	
56	Fragment Protector Plate	1	S00184-001		88	Screw 3.18	1	146427-001	
57	Screw 3.57 x 6	1	009670-612		89	Upper Feed Presser Spring	1	S00204-001	
58	Feed Arm	1	S00185-001		90	Presser Adjusting Screw	1	S00205-001	
59	Bolt 6.35 x 16	1	017771-612		91	Nut for Presser Adjusting Screw	1	S00051-001	
60	Feed Link	1	S00186-001		92	Bushing	1	S00207-000	
61	Feed Rock Shaft Arm Pin	1	109153-001		100	Screw 3.57 x 7	1	S00208-001	
62	Screw 4.37	1	014680-422		101-1	Upper Feed Dog	1	S00209-001	
63	Feed Adjusting Arm	1	S00187-001		101-2	Upper Feed Dog	1	S00240-001	
64	Feed Link Shaft	1	S00188-001		101-3	Upper Feed Dog (Shirring)	1	S01129-001	
65	Washer	1	113431-002		101-4	Upper Feed Dog (Piping)	1	S01131-001	
66	Nut 4.76	1	148838-001		101-5	Upper Feed Dog (Denim)	1	S01133-001	
67	Bolt 6.35 x 14	1	017771-412		101-6	Upper Feed Dog (Taping)	1	S01137-001	
68	Oil Cap	1	104449-001						
69	Feed Shaft	1	S00189-001						
70	Bushing (L)	1	S00190-000						

H. Knife mechanism / Messer
 Mécanisme du couteau / Mecanismo del cuchilla



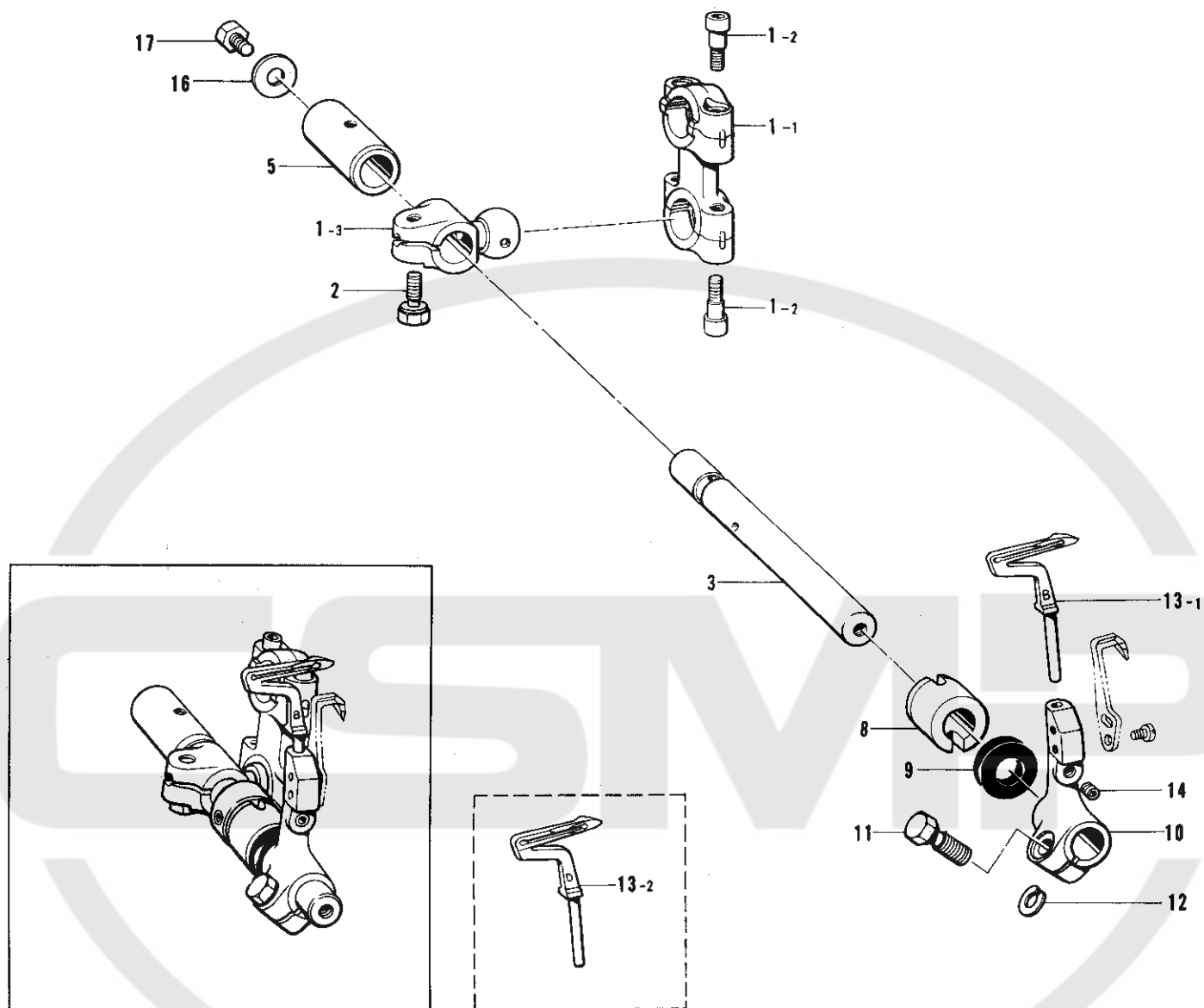
Ref. No.	Name of Parts	Q'ty	Parts No.	Assembly No.	Ref. No.	Name of Parts	Q'ty	Parts No.	Assembly No.
1-1	Upper Knife Driving Rod	1		H-1	10- 1	Screw 4.37	1	107407-003	
1-2	Screw 4.37 x 14	2	148425-001	Upper Knife Driving Rod Assembly ※ 155181-001	10- 2	Screw 4.37 x 16	1	009681-612	
1-3	Pin	1			11	Upper Knife Presser	1	148343-001	
1-4	Screw 4.37	1	100366-001		12	Presser Plate	1	148344-001	
1-5-1	Upper Knife Driving Lever	1		H-1-5 Upper Knife Driving Lever Assembly 156318-001	13- 1	Upper Knife	1	144074-000	
1-5-2	Bolt 6.35 x 16	1	149170-001		13- 2	Angle Knife with Carbide Tip	1	148815-001	
3	Upper Knife Driving Arm	1	S00274-001		14- 1	Bolt 3.57	1	144075-001	
4-1	Set Collar	1		H-4 Set Collar with Screw 159441-001	14- 2	Screw 3.57	1	113050-001	
4-2	Screw 5.95	2	152718-001		15	Lower Knife Holder	1	155191-001	
6	Bushing (L)	1	155186-000		19	Screw 6.35	1	102627-001	
7	Bushing (R)	1	S00210-000		20	Lower Knife	1	155193-001	
8	Nut	1	148281-001		21	Lower Knife Presser Plate	1	155194-001	
9- 1	Upper Knife Holder	1	155187-001		22	Bolt 4.37	1	117516-001	
9- 2	Upper Knife Holder	1	155189-001		23	Spring	1	146584-001	
					24	Lower Knife Holder Guide	1	155195-001	
					25	Screw 3.57 x 6	2	009670-612	

J. Over looper mechanism / Oberen Greifer
 Mécanisme du boucleur supérieur / Mecanismo del presilladora superior



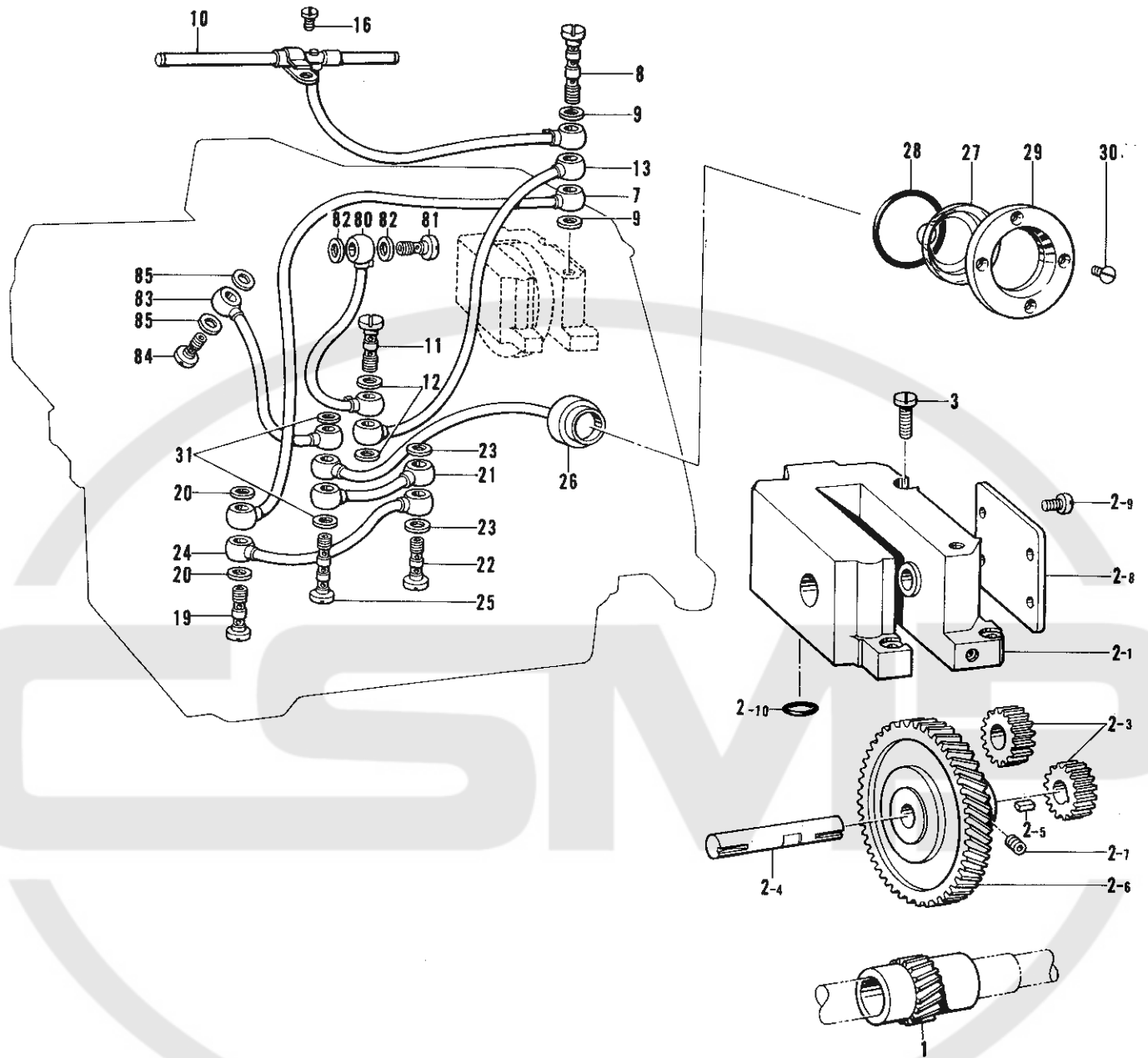
Ref. No.	Name of Parts	Q'ty	Parts No.	Assembly No.	Ref. No.	Name of Parts	Q'ty	Parts No.	Assembly No.
1- 1	Looper Connecting Rod	1		J-1 Looper Connecting Rod Assembly *155225-001	10	Felt	1	155238-000	
1- 2	Screw 4.37 x 14	4	148425-001		11	Screw 4.37 x 8	3	009680-812	
1- 3	Looper Connecting Lever	1			12- 1	Over Looper	1	155240-001	
2	Bolt 6.35 x 14	1	155516-001		12- 2	Over Looper	1	155242-001	
3	Looper Shaft	1	155228-001	12- 3	Over Looper	1	155243-101		
5	Bushing (B)	1	155229-000	12- 4	Over Looper	1	159883-001		
8	Bushing (F)	1	S00379-000	13	Screw 3.18 x 6	1	009660-612		
9- 1-1	Over Looper Driving Lever	1		14	Seal	1	155247-000		
9- 1-2	Over Looper Holding Shaft	1		15	Over Looper Oil Rejector	1	156476-000		
9- 1-3	Screw 4.37	1	014680-422	16	Oil Rejector Supporter	1	156491-001		
9- 1-4	Over Looper Holder	1		17	Screw 3.57	3	106568-003		
9- 1-5	Bolt 6.35 x 16	1	149170-001	20	Washer	1	S00356-001		
9- 1-6	Spacer	1	155162-001	21	Bolt 5.56 x 8	1	S00383-001		
9- 2-1	Over Looper Holder Guide Base	1							
9- 2-2	Over Looper Holder Guide Block	1							
9- 2-3	Screw 4.37 x 14	2	148425-001						
				J-9 Over Looper Assembly 155231-001					

K. Under looper mechanism / Unterer Greifer
Mécanisme du boucleur inférieur / Mecanismo del presilladora inferior



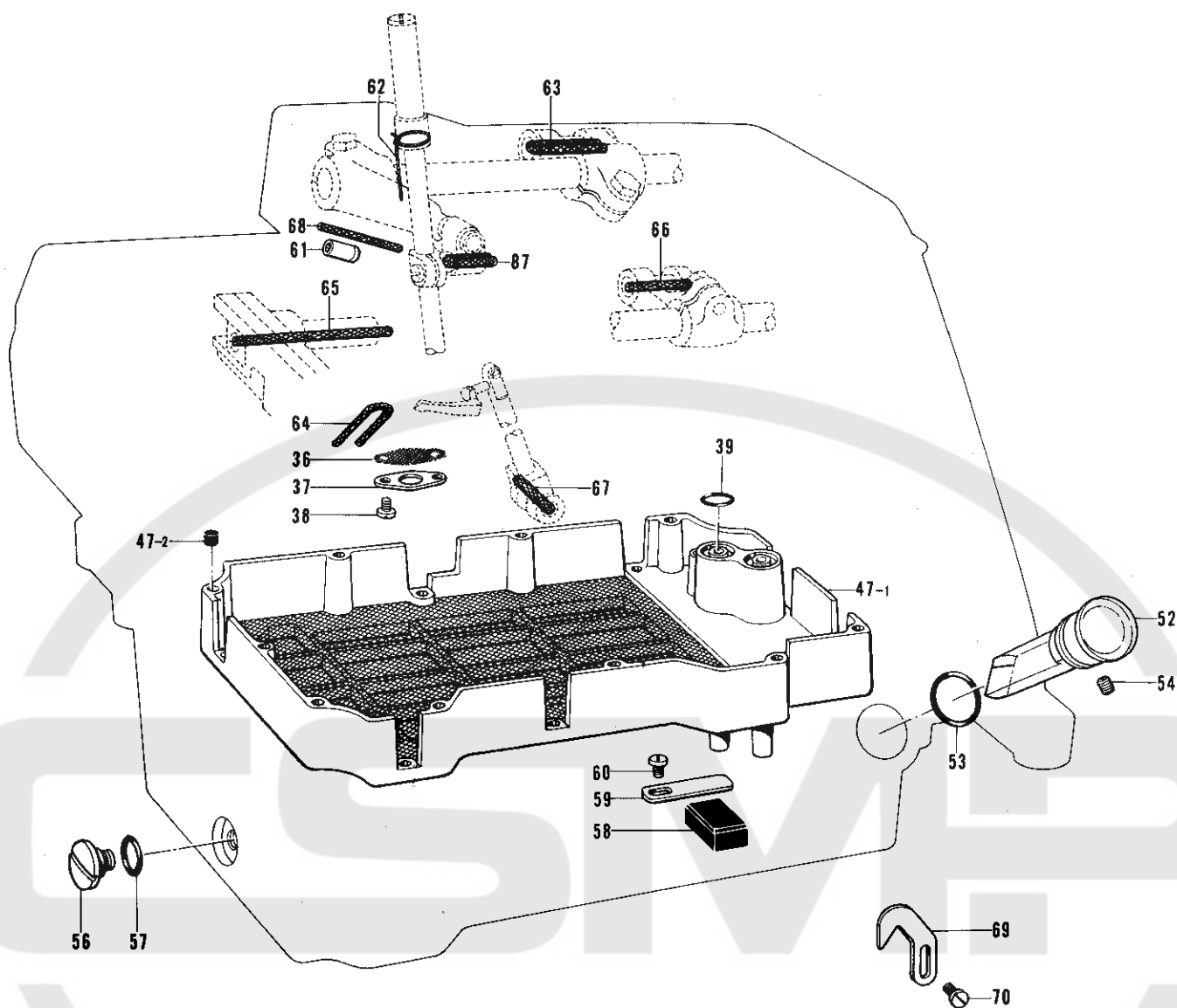
Ref. No.	Name of Parts	Q'ty	Parts No.	Assembly No.	Ref. No.	Name of Parts	Q'ty	Parts No.	Assembly No.
1-1	Looper Connecting Rod	1	148425-001	K-1 Looper Connecting Rod Assembly *155225-001	10	Under Looper Holder	1	155248-001	
1-2	Screw 4.37 x 14	4			11	Bolt 5.56 x 14	1	149171-001	
1-3	Looper Connecting Lever	1			12	Spacer	1	148782-001	
2	Bolt 6.35 x 14	1	155516-001		13- 1	Under Looper	1	159434-001	
3	Under Looper Shaft	1	155244-001		13- 2	Under Looper	1	159885-001	
5	Under Looper Shaft Bushing (B)	1	155245-000		14	Screw 4.37	1	014680-422	
8	Under Looper Shaft Bushing (F)	1	155246-000		16	Washer	1	S00356-001	
9	Seal	1	155247-000		17	Bolt 5.56 x 8	1	S00383-001	

L. Lubrication (I) / Schmierung (I)
 Lubrification (I) / Lubricación (I)



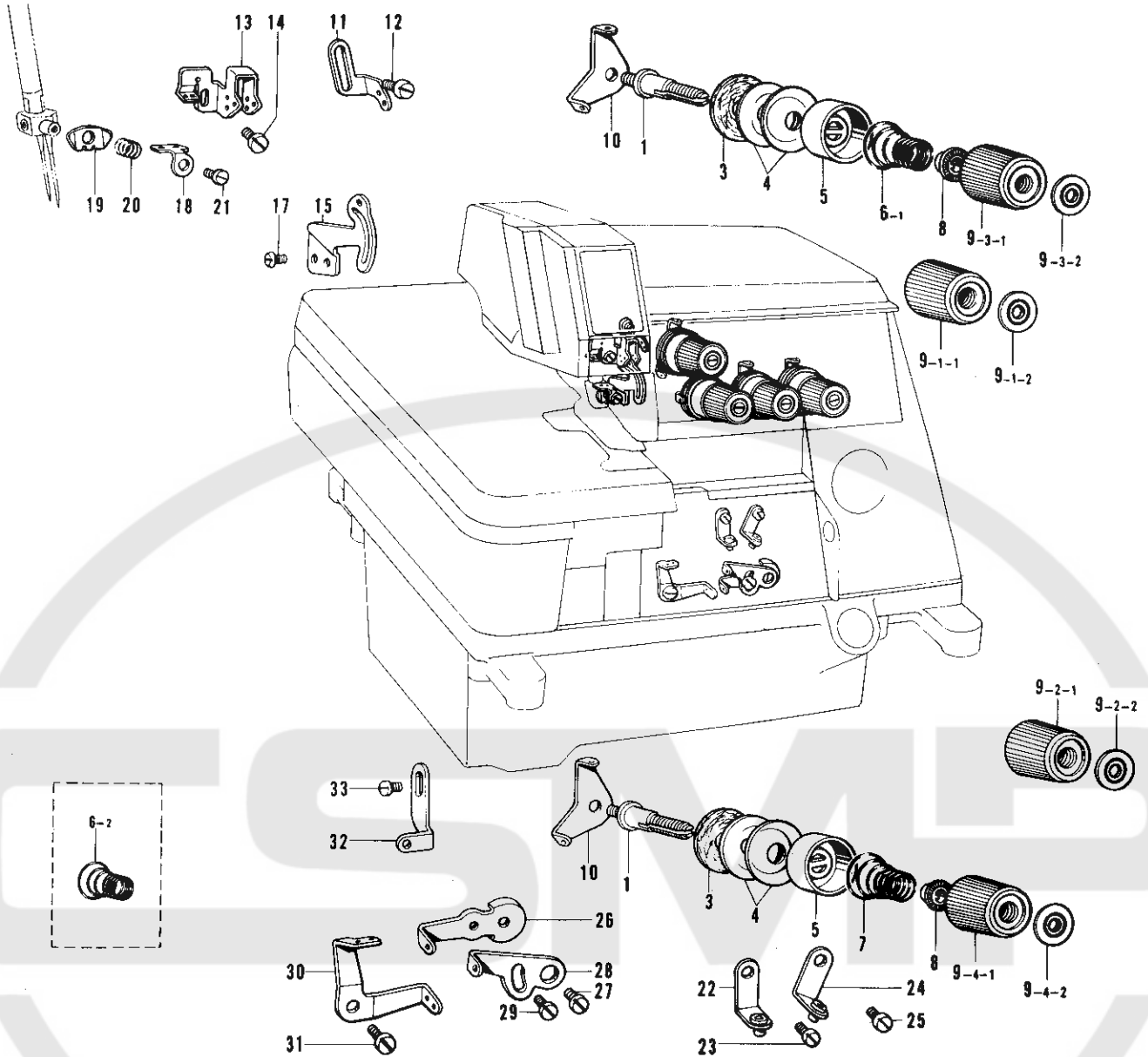
Ref. No.	Name of Parts	Q'ty	Parts No.	Assembly No.	Ref. No.	Name of Parts	Q'ty	Parts No.	Assembly No.
1	Gear S	1	156432-001	L-2 Pump Assembly S00057-001	19	Oil Feeding Pipe (A)	1	112364-001	
2- 1	Pump Case	1			20	Packing	2	112348-001	
2- 3	Pump Gear D	2	156426-000		21	Vinyl Tube	1	155282-001	
2- 4	Gear (L) Shaft	1	156427-001		22	Oil Feeding Pipe (B)	1	112364-001	
2- 5	Key	1	156429-001		23	Packing	2	112348-001	
2- 6	Gear L	1	156428-000		24	Vinyl Tube	1	155284-001	
2- 7	Screw 4.37 x 6	2	014680-622		25	Oil Feeding Pipe (B)	1	112351-001	
2- 8	Pump Cover	1	156430-001		26	Pilot-Light Gauge	1	155286-101	
2- 9	Screw 3.57 x 6	4	009670-612		27	Pilot-Light Lens	1	155290-000	
2-10	"O" Ring P8	1	081008-070		28	"O" Ring P22	1	081022-070	
3	Screw 4.37 x 12	4	009681-212		29	Lens Presser Plate	1	155291-001	
7	Vinyl Tube	1	156469-001		30	Screw 3.57	4	102538-002	
8	Oil Feeding Pipe (A)	1	112351-001		31	Packing	2	112348-001	
9	Packing	2	112348-001		80	Vinyl Tube	1	800322-001	
10	Main Oil Pipe	1	S00211-001		81	Screw	1	112359-001	
11	Oil Feeding Pipe (B)	1	112364-001		82	Packing	2	112348-001	
12	Packing	2	112348-001	83	Vinyl Tube	1	156897-001		
13	Tube Assembly	1	155292-001	84	Screw	1	112359-001		
16	Screw 3.57 x 6	1	009670-612	85	Packing	2	112348-001		

L. Lubrication (2) / Schmierung (2)
 Lubrification (2) / Lubricación (2)



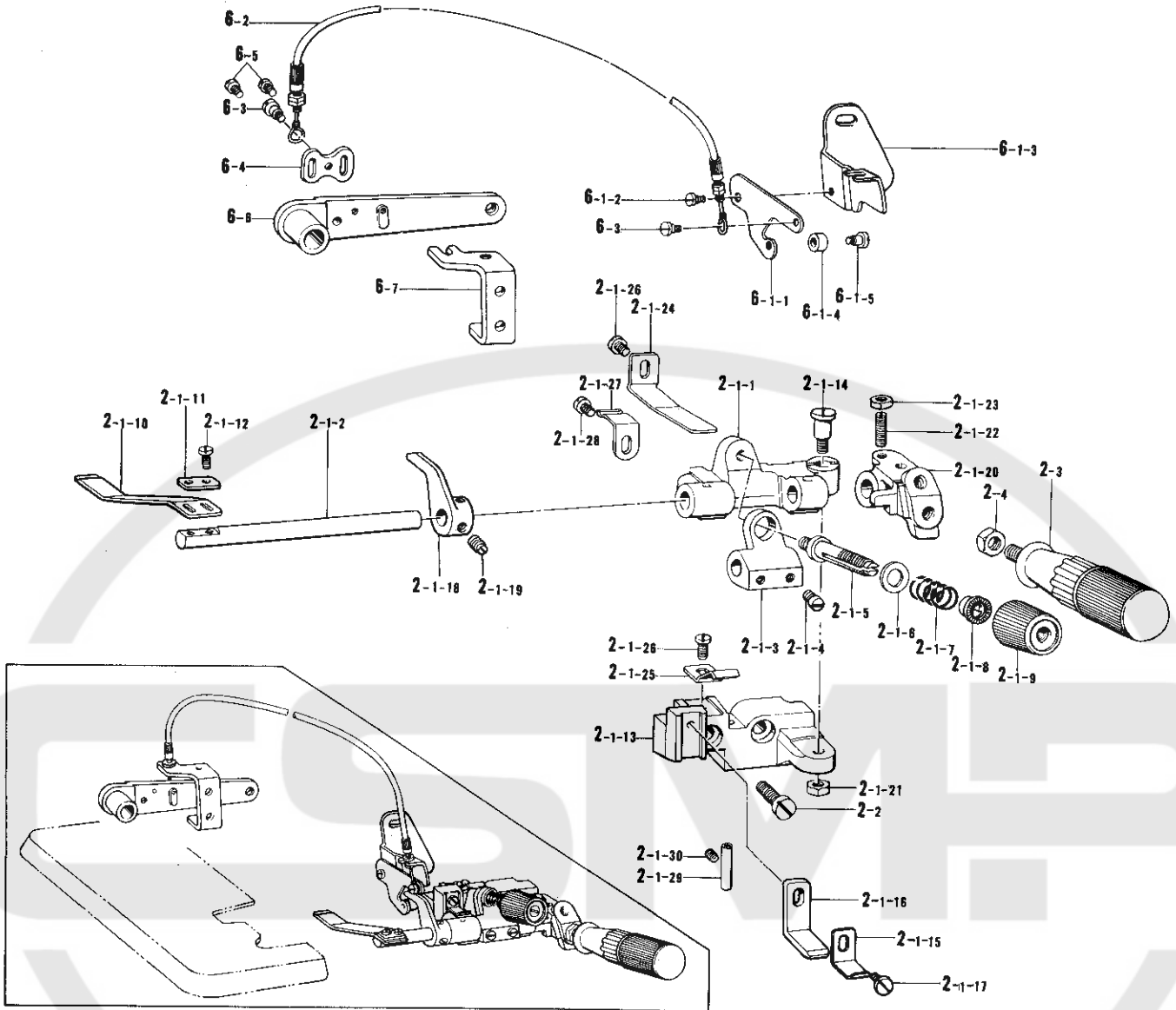
Ref. No.	Name of Parts	Q'ty	Parts No.	Assembly No.	Ref. No.	Name of Parts	Q'ty	Parts No.	Assembly No.
36	Oil Filter Guide	1	155294-000		60	Screw 3.57 x 6	1	009670-612	
37	Oil Filter Frange	1	155295-001		61	Oil Pipe	1	S00213-000	
38	Screw 3.57 x 5	2	009670-512		62	Wick	1	S00305-000	
39	"O" Ring	1	108549-001		63	Wick	1	140320-000	
47-1	Oil Filter	1		L-47 Oil Filter Assembly S00065-001	64	Wick	1	112750-000	
47-2	Oil Cap	10	140327-001		65	Wick	1	147362-000	
52	Oil Gauge Window	1	S00067-001		66	Wick	1	140317-000	
53	"O" Ring	1	081016-070		67	Wick	1	140417-000	
54	Screw 3.57	1	148294-001		68	Wick	1	140430-001	
56	Screw 9.52	1	110641-002		69	Adjusting Plate	1	155552-001	
57	Packing	1	109203-001		70	Screw 3.57 x 6	2	009670-612	
58	Hagnet	1	112525-000		87	Wick	1	S00278-000	
59	Spring Plate	1	152936-001						

M. Thread tension / Fadenspannung
Tension du fil / Tensión del hilo



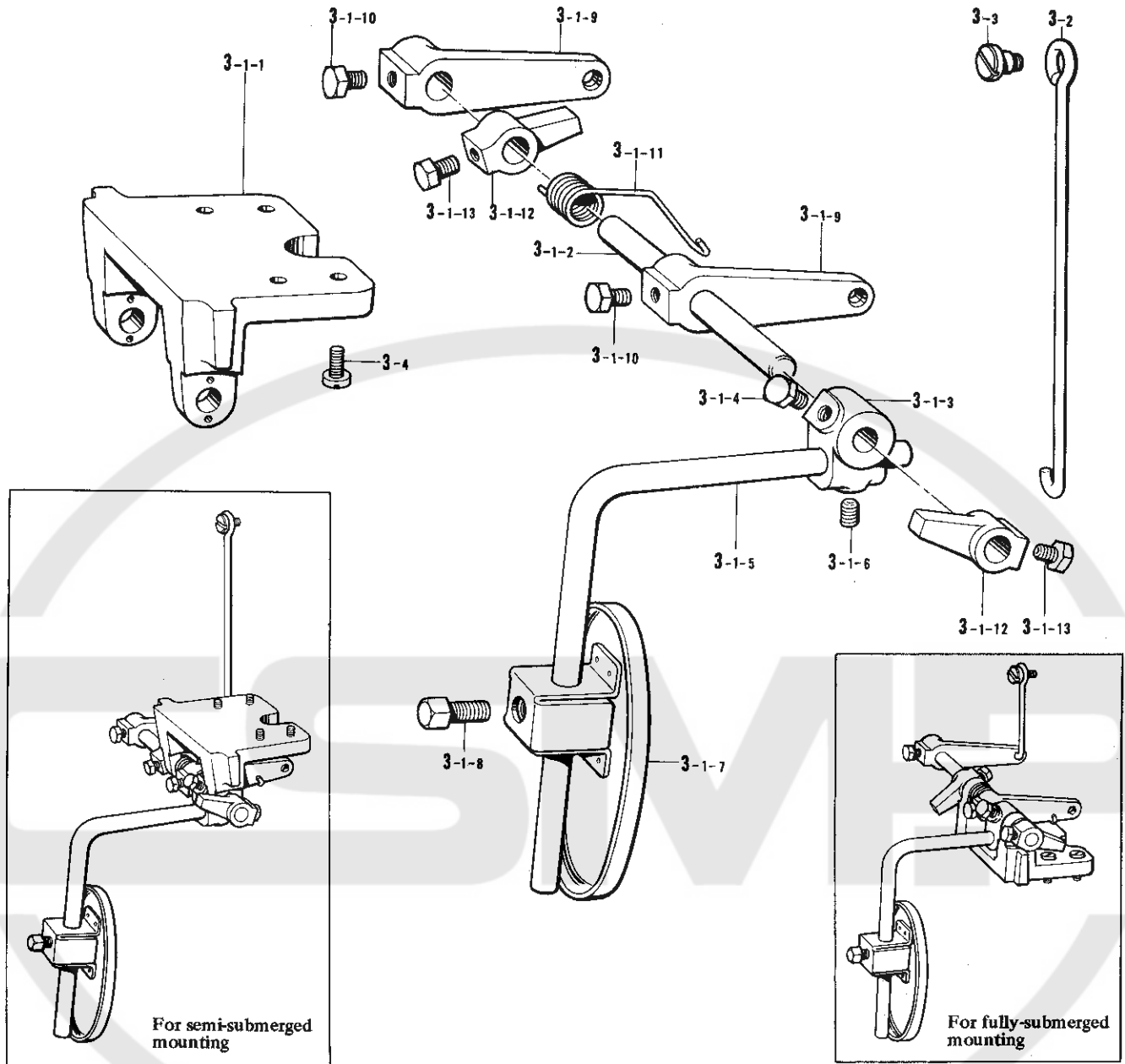
Ref. No.	Name of Parts	Q'ty	Parts No.	Assembly No.	Ref. No.	Name of Parts	Q'ty	Parts No.	Assembly No.
1	Thread Tension Control Stud	4	159574-001		10	Needle Thread Guide Plate	4	110813-001	
3	Felt	4	110832-001		11	Needle Thread Guide (B)	1	S00215-001	
4	Tension Disc	8	145446-001		12	Screw 3.57 x 6	2	009670-612	
5	Tension Disc Washer	4	144103-003		13	Needle Thread Guide (A)	1	155305-101	
6- 1	Spring	2	144104-001		14	Screw 3.57 x 6	1	001670-612	
6- 2	Spring	2	148851-001		15	Needle Thread Take-up	1	155306-001	
7	Spring	2	144110-001		17	Screw 3.57 x 6	2	001670-612	
8	Tension Spring Washer	4	144105-000		18	Needle Thread Guide (C)	1	155307-101	
9- 1- 1	Thread Tension Adjusting Nut	1	149566-002	M-9-1, Thread Tension Adjusting Nut Assembly 155696-001	19	Needle Thread Guard	1	155308-101	
9- 1- 2	Tension Indicating Plate	1	155697-001		20	Needle Thread Guard Spring	1	155310-001	
9- 2- 1	Thread Tension Adjusting Nut	1	149566-002	M-9-2 Thread Tension Adjusting Nut Assembly 155696-002	21	Screw 2.38	1	105288-001	
9- 2- 2	Tension Indicating Plate	1	155697-002		22	Thread Guide	1	146926-003	
9- 3- 1	Thread Tension Adjusting Nut	1	149566-002	M-9-3 Thread Tension Adjusting Nut Assembly 155696-003	23	Screw 3.57 x 6	1	009670-612	
9- 3- 2	Tension Indicating Plate	1	155697-003		24	Under Looper Thread Guide	2	146926-002	
9- 4- 1	Thread Tension Adjusting Nut	1	149566-002	M-9-4 Thread Tension Adjusting Nut Assembly 155696-004	25	Screw 3.57 x 6	1	009670-612	
9- 4- 2	Tension Indicating Plate	1	155697-004		26	Under Looper Thread Take-up	1	155311-001	
					27	Screw 3.57 x 6	1	009670-612	
					28	Over Looper Thread Take-up	1	155312-001	
					29	Screw 3.57 x 6	1	009670-612	
					30	Looper Thread Take-up (L)	1	146654-001	
					31	Screw 3.57 x 6	1	009670-612	
					32	Over Looper Thread Guide	1	155313-001	
					33	Screw 3.57 x 6	1	009670-612	

N. Shirring Attachment (1) / Kräuselvorrichtung (1)
 Accessoire pour fronces (1) / Accesorio de tundido (1)



Ref. No.	Name of Parts	Q'ty	Parts No.	Assembly No.	Ref. No.	Name of Parts	Q'ty	Parts No.	Assembly No.
2-1- 1	Bracket for Ruffling Blade	1	146588-001	N-2-1 Shirring Attachment Assembly S01069-001	2-1-23	Nut 4.37	1	105234-003	N-2-1 Shirring Attachment Assembly S01069-001
2-1- 2	Ruffling Blade Base Shaft	1	145803-001		2-1-24	Spring Plate	1	145811-001	
2-1- 3	Spring Base	1	146590-001		2-1-25	Spring Plate	1	145808-001	
2-1- 4	Screw 5.95	2	105163-001		2-1-26	Screw 4.37 x 6	2	009680-612	
2-1- 5	Looper Thread Tension Control Stud	1	110820-001		2-1-27	Spring	1	144764-001	
2-1- 6	Washer 6.35	1	025770-232		2-1-28	Screw 3.57 x 5	1	001670-512	
2-1- 7	Spring	1	144788-001		2-1-29	Thread Guide Pipe	2	146592-001	
2-1- 8	Tension Spring Washer	1	144105-000		2-1-30	Screw 3.57	2	013679-412	
2-1- 9	Thread Tension Adjusting Nut	1	149566-002		2-2	Screw 6.35 x 18	2	009781-812	N-2 Shirring Assembly S01068-002
2-1-10	Separator	1	S01057-001		2-3	Handle	1	145809-001	
2-1-11	Washer	1	144784-001		2-4	Nut 6.35	1	150556-002	
2-1-12	Screw 3.18 x 7	2	009660-712		6-1- 1	Ruffling Plate Lifter Lever	1	148388-001	N-6-1 Shirring Plate Lifter Assembly S00082-001
2-1-13	Ruffling Base	1			6-1- 2	Screw	1	141514-001	
2-1-14	Stud Screw 5.95	1	147933-001		6-1- 3	Presser Foot Lifter Lever Support	1	S00083-001	
2-1-15	Ruffling Blade Guide	1	145807-001		6-1- 4	Roller	1	148390-001	
2-1-16	Ruffling Blade Guide Plate (D)	1	154795-001		6-1- 5	Stud Screw 3.18	1	112301-001	
2-1-17	Screw 4.37 x 8	1	009680-812		6-2	Flexible Wire Assembly	1	148391-001	
2-1-18	Ruffling Plate Lifter	1	148387-001		6-3	Screw	2	141514-001	
2-1-19	Screw 6.35	2	101706-001		6-4	Wire Plate	1	147672-001	N-6 Shirring Interlocking Assembly S01073-002
2-1-20	Handle Fixing Plate	1	145810-001		6-5	Screw 3.57 x 6	2	009670-612	
2-1-21	Nut 5.95	1	150553-002		6-6	Presser Foot Lifter Lever	1	S01074-001	
2-1-22	Screw 4.37	1	110230-001		6-7	Lever Adjuster Plate	1	S01075-001	

N. Shirring Attachment (2) / Kräuselvorrichtung (2)
 Accessoire pour fronces (2) / Accesorio de tundido (2)

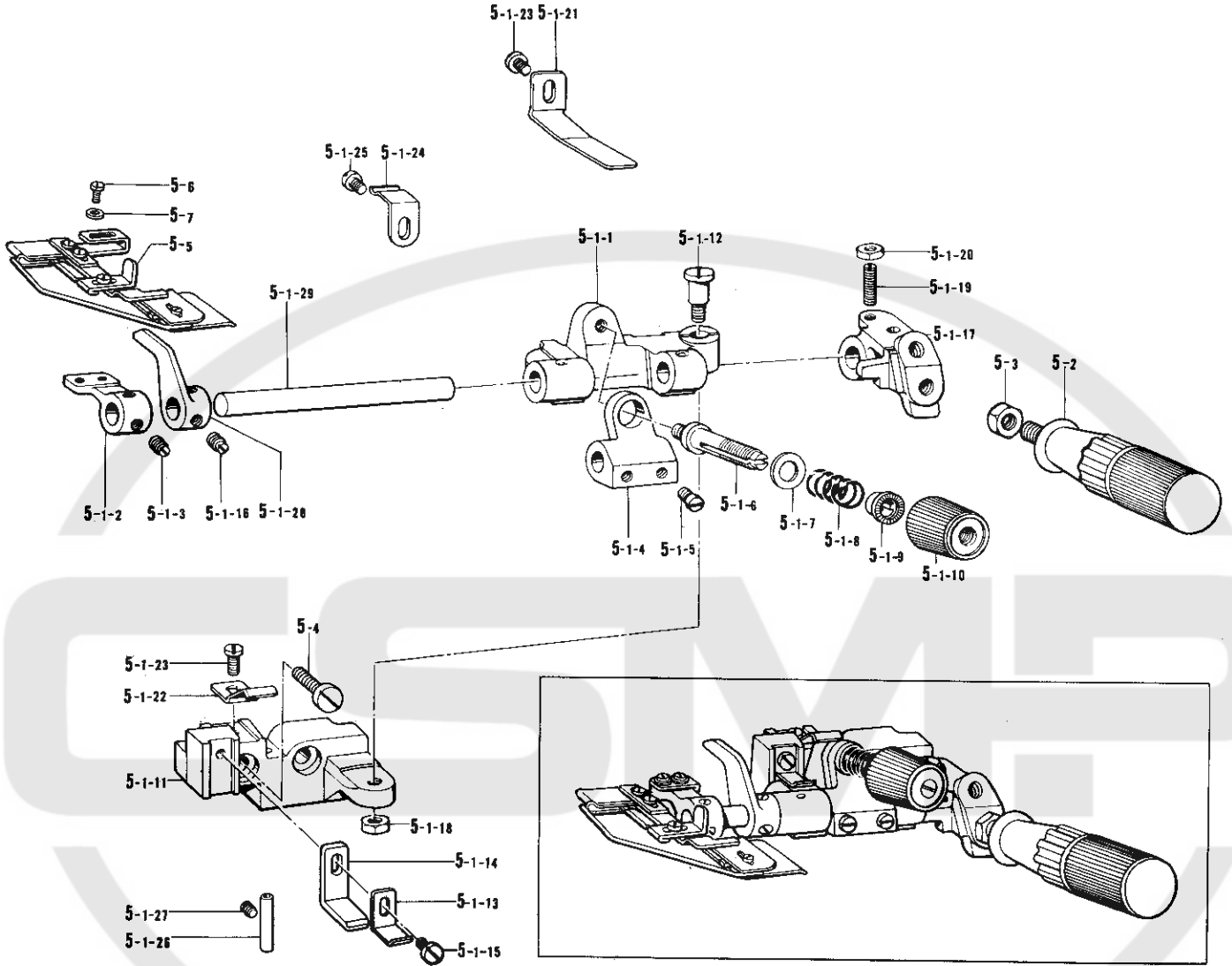


Ref. No.	Name of Parts	Q'ty	Parts No.	Assembly No.	Ref. No.	Name of Parts	Q'ty	Parts No.	Assembly No.
3-1- 1	Knee Lifter Shaft Bracket	1	155197-001	N-3-1 Differential Feed Adjustment Assembly S01071-001	3-1- 9	Knee Lifter Lever	2	155201-001	N-3-1 Differential Feed Adjustment Assembly S01071-001
3-1- 2	Knee Lifter Shaft	1	S01072-001		3-1-10	Bolt 6.35 x 10	2	017781-012	
3-1- 3	Knee Lifter Bracket	1	155199-001		3-1-11	Spring	1	155202-001	
3-1- 4	Bolt 6.35 x 10	1	017781-012		3-1-12	Collar	2	155203-101	
3-1- 5	Knee Lifter Bar (S)	1	148797-001		3-1-13	Bolt 6.35 x 10	2	017781-012	N-3 Knee Lifter Shaft Assembly S01168-001
3-1- 6	Screw 6.35	1	014780-622		3-2	Connecting Bar	1	155205-001	
3-1- 7	Knee Lifter Plate (L)	1	148798-001		3-3	Stud Screw 4.76	1	146594-001	
3-1- 8	Bolt 7.94	1	100463-001		3-4	Screw 4.37 x 10	4	009681-012	

- * Differential feed adjustment assembly
- * For semi-submerged mounting S01071-001
- * For fully-submerged mounting S01153-001
- * Differentialtransporteinstellung kompl.
- * Für Montage am halbversenkten Maschinenoberteil S01071-001
- * Für Montage am ganzversenkten Maschinenoberteil S01153-001

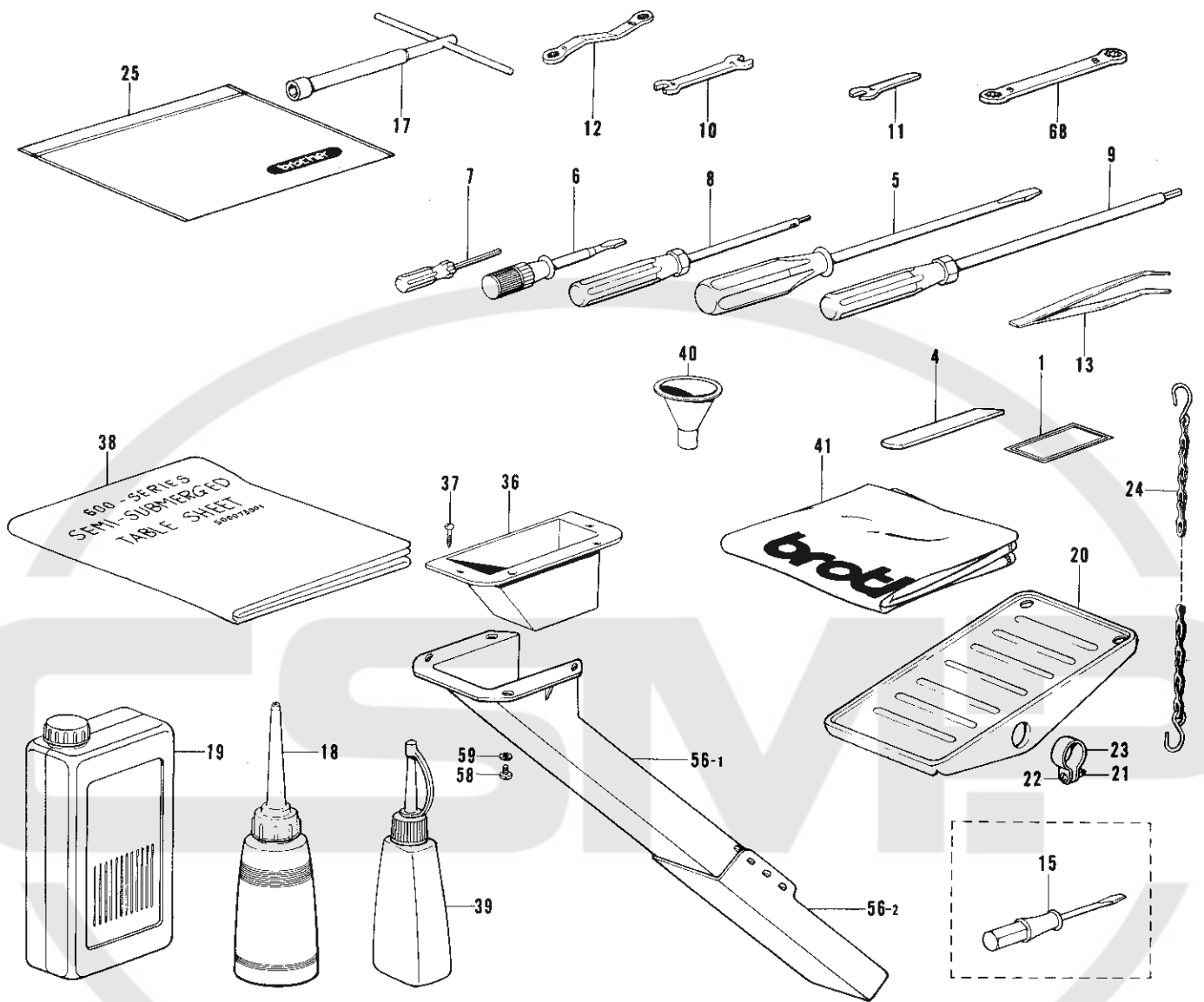
- * Ensemble de réglage de l'entraînement différentiel
- * Pour un montage semi-plongé S01071-001
- * Pour un montage entièrement plongé S01153-001
- * Conjunto de ajuste de transporte diferencial
- * Para montaje semi-sumergido S01071-001
- * Para montaje completamente sumergido S01153-001

N. Shirring Attachment (3) / Kräuselvorrichtung (3)
 Accessoire pour fronces (3) / Accesorio de tundido (3)



Ref. No.	Name of Parts	Q'ty	Parts No.	Assembly No.	Ref. No.	Name of Parts	Q'ty	Parts No.	Assembly No.
5-1-1	Bracket for Ruffling Blade	1	146588-001	N-5-1 Piping Wrapper Base Assembly 149202-202	5-1-19	Screw 4.37	1	110230-001	N-5-1 Piping Wrapper Base Assembly 149202-202
5-1-2	Wrapper Base	1	146589-001		5-1-20	Nut 4.37	1	105234-003	
5-1-3	Screw 6.35	2	101706-001		5-1-21	Spring Plate	1	145811-001	
5-1-4	Spring Base	1	146590-001		5-1-22	Spring Plate	1	145808-001	
5-1-5	Screw 5.95	2	105163-001		5-1-23	Screw 4.37 x 6	2	009680-612	
5-1-6	Looper Thread Tension Control Stud	1	110820-001		5-1-24	Spring	1	144764-001	
5-1-7	Washer 6.35	1	025770-232		5-1-25	Screw 3.57 x 5	1	001670-512	
5-1-8	Spring	1	144788-001		5-1-26	Thread Guide Pipe	2	146592-001	
5-1-9	Tension Spring Washer	1	144105-000		5-1-27	Screw 3.57	2	013679-412	
5-1-10	Tension Nut	1	149566-002		5-1-28	Ruffling Plate Lifter	1	148387-001	
5-1-11	Ruffler Base	1			5-1-29	Ruffling Blade Base Shaft	1	149203-001	
5-1-12	Stud Screw 5.95	1	147933-001		5-2	Handle	1	145809-001	
5-1-13	Ruffling Blade Guide	1	145807-001		5-3	Nut 6.35	1	150556-002	
5-1-14	Ruffling Blade Guide (D)	1	154795-001		5-4	Screw 6.35 x 18	2	009781-812	
5-1-15	Screw 4.37 x 8	1	009680-812		5-5	Wrapper Assembly	1	S01171-001	
5-1-16	Screw 6.35	2	101706-001		5-6	Screw 4.37 x 6	2	009680-612	
5-1-17	Handle Fixing Plate	1	145810-001		5-7	Washer	2	110735-002	
5-1-18	Nut 5.95	1	150553-002						

Z. Accessories (I) / Zubehör (I)
Accessoires (I) / Accesorios (I)



Ref. No.	Name of Parts	Q'ty	Parts No.	Assembly No.	Ref. No.	Name of Parts	Q'ty	Parts No.	Assembly No.
1	Needle DC x 27	8	151474-		22	Screw 4 x 14	2	001401-406	
4	Lower Knife	1	155193-001		23	Pedal Stopper	2	116016-001	
5	Screw Driver 5.5 x 190	1	101572-101		24	Chain Assembly	1	142262-001	
6	Screw Driver 3.4 x 70	1	118837-001		25	Vinyl Bag	1	122991-001	
7	Screw Driver 1.6	1	144124-001		36	Duster Drop	1	148430-001	
8	Driver Wrench 2	1	146700-001		37	Screw 3.1 x 13	4	031311-302	
9	Screw Driver 3	1	149173-001		38	Table Sheet	1	S00973-001	
10	Spanner 6 x 7	1	107779-001		39	Silicone Oil	1	156334-001	
11	Spanner 4	1	155320-001		40	Funnel	1	140759-000	
12	Wrench 8 x 9	1	105343-001		41	Head Cover	1	144225-002	
13	Tweezers	1	117466-000		56-1	Duster Shoot (L)	1	148431-101	Z-56 Duster Shoot Assembly 183161-101
15	Screw Driver 2.3 x 40	1	148925-001		56-2	Duster Shoot (S)	1	148432-001	
17	Wrench	1	140342-001		58	Screw 4.37 x 10	4	009681-012	
18	Oiler	1	114483-002		59	Washer 4.37	4	025680-232	
19	Oil Tank	1	145277-104		68	Wrench 8 x 9	1	S00217-001	
20	Treadle Pedal	1	147893-002						
21	Nut 4	2	021400-106						

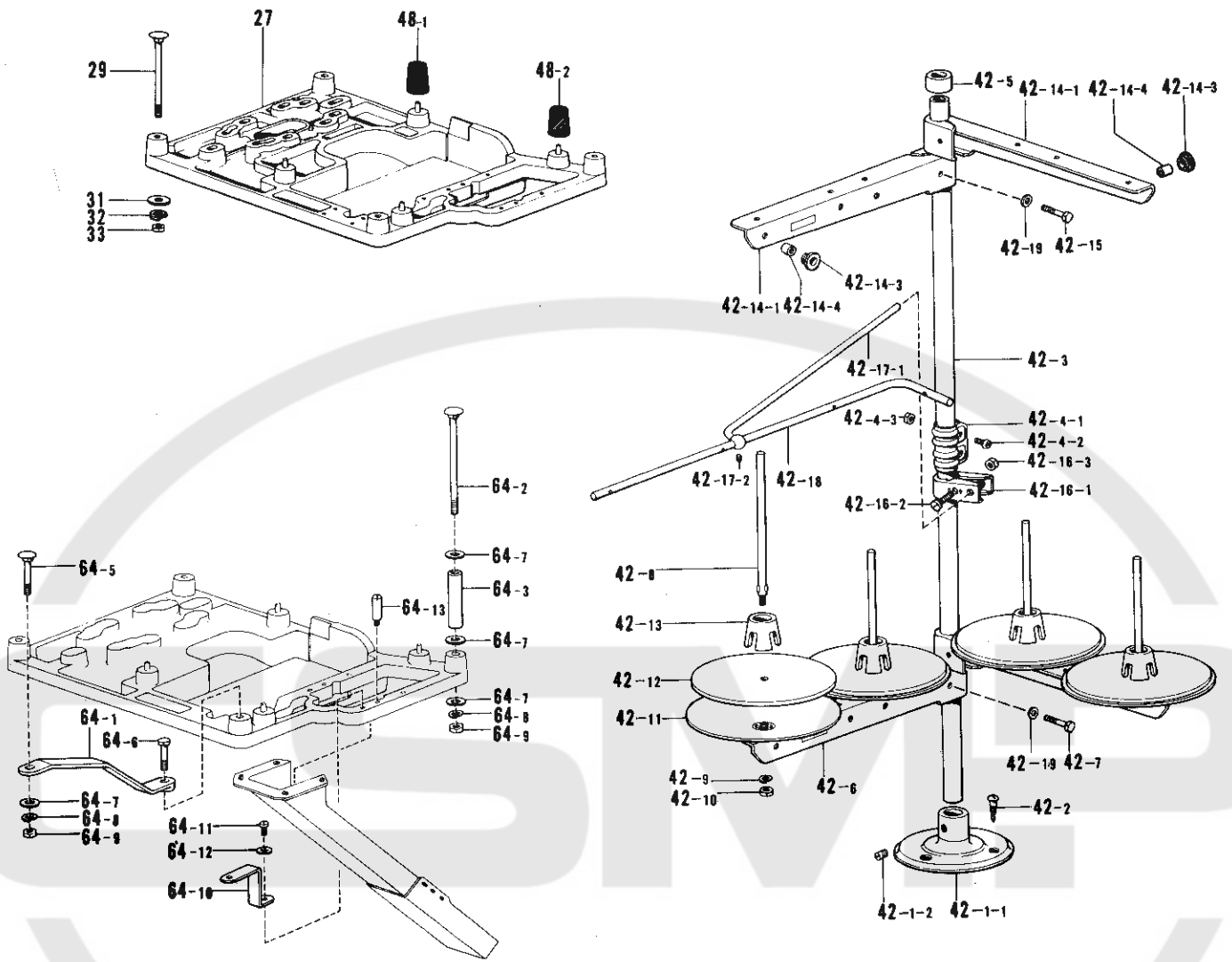
※ The details of included accessories are subject to change.

※ Änderungen in der Aufstellung der mitgelieferten Zubehöre sind vorbehalten.

※ Les détails des accessoires inclus sont sujets à des changements.

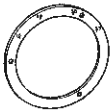




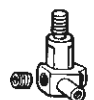
※ Los detalles de los accesorios incluidos pueden variar.

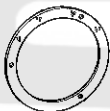





Z. Accessories (2) / Zubehör (2)
Accessoires (2) / Accesorios (2)





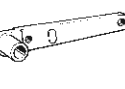
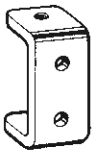
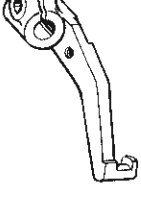








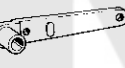
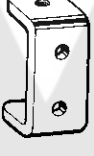
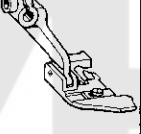




Ref. No.	Name of Parts	Q'ty	Parts No.	Assembly No.	Ref. No.	Name of Parts	Q'ty	Parts No.	Assembly No.
27	Machine Base Plate	1	155321-100		42-15	Bolt 5 x 28	2	017502-803	
29	Bolt 8 x 85	4	210973-001		42-16-1	Thread Guide Holder	1	150185-001	Z-42-16 Thread Guide Holder Assembly 150145-001
31	Washer 8	4	025080-236		42-16-2	Bolt 5 x 28	1	017502-803	
32	Spring Washer 2-8	4	028080-242		42-16-3	Nut 5	1	021500-103	
33	Nut 8	4	021080-106		42-17-1	Thread Guide Stopper Bar	1	142996-001	Z-42-17 Thread Guide Stopper Bar 142971-001
42- 1-1	Cotton Stand Base	1	150189-001	Z-42-1 Cotton Stand Base Assembly 150139-001	42-17-2	Screw 4.76	1	013719-412	
42- 1-2	Screw 6 x 7	2	150181-101		42-18	Thread Guide 4	1	142998-001	
42- 2	Screw 4.5 x 22	3	031452-203		42-19	Washer 5	4	025050-233	
42- 3	Pipe	2	150172-001		48- 1	Cushion	1	147919-001	
42- 4-1	Joint	1	150173-001	Z-42-4 Joint for Cotton Stand 150106-001	48- 2	Cushion	3	147919-002	
42- 4-2	Screw 5 x 14	2	150202-001		64- 1	Head Plate Supporter	1	153319-001	
42- 4-3	Nut 5	2	021500-103		64- 2	Bolt	3	153318-001	
42- 5	Cap	1			64- 3	Collar	3	153317-001	
42- 6	Spool Holder 2	2	150178-001	Z-42 Cotton Stand Assembly 4THF 150161-003	64- 5	Bolt 8 x 55	1	211964-001	
42- 7	Bolt 5 x 28	2	017502-803		64- 6	Bolt M8 x 55	1	017085-502	Z-64 Full-Submerged Set 155324-001 (Option Parts)
42- 8	Spool Shaft (B)	4	150179-001		64- 7	Washer 8	16	025080-236	
42- 9	Spring Washer 2-5	4	028050-243		64- 8	Spring Washer 2-8	5	028080-242	
42-10	Nut 5	4	021500-103		64- 9	Nut 8	5	021080-106	
42-11	Spool Stand Base	4	150180-000		64-10	Duster Shoot Supporter	1	155325-001	
42-12	Spool Mat	4	150182-000		64-11	Screw 4.37 x 10	1	009681-012	
42-13	Spool Cushion	4	126863-000		64-12	Washer 4.37	1	025680-232	
42-14-1	Spool Holder 2	2	150178-001	Z-42-14 Thread Hanger Assembly 147055-003	64-13	Stud	3	155326-001	
42-14-3	Thread Hanger	4							
42-14-4	Thread Bushing	4	142990-001						


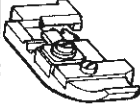


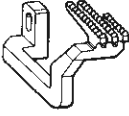




**DIFFERENT PARTS LIST / ZUBEHÖRLISTE
LISTE DES PIÈCES ACCESSOIRES / LISTA DE PIEZAS ACCESORIAS**

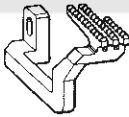








Ref. No.		A-19	A-38	A-75	A-105	B-1	C-32
Sub-Class	Specifications	Stitch Length Control Plate 	Front Cover Assembly 	Oil Cap 	Label 	Crank Shaft 	Needle Clamp Assembly 
B681 -022-5	Thin	S00095-001	154857-001	143196-001	146975-004	S00033-001 (S00072-001 Assembly No.)	154910-001
-023-5	Thin medium (Mock-Safety)				146975-065		







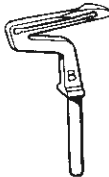


Ref. No.		A-19	A-38	A-75	A-105	B-1	C-32
Sub-Class	Specifications	Stitch Length Control Plate 	Front Cover Assembly 	Oil Cap 	Label 	Crank Shaft 	Needle Clamp Assembly 
B682 -022-5	Thin	S00095-001	154857-001	143196-001	146975-004	S00033-001 (S00072-001 Assembly No.)	154910-001
-031-5	Heavy		154859-001		146975-017		154912-001
-032-5	Heavy (Mock-Safety)				146975-018		
-033-5	Shirring	S01090-001			146975-019	154910-001	
-037-5	Piping				146975-021		
-041-5	Taping	S00095-001	154857-001		146975-023		
-051-6	Bulky Knit	S01089-001		143196-001	146975-081	S00032-001	159880-001
-057-6	Bulky				146975-093	(S00071-001 Assembly No.)	
-057-7					146975-090		










Ref. No.	C-33	C-45	C-55	D-5	E-13	E-16	E-38	E-39	E-40
	Needle DC x 27 	Chain Stitch Needle Guard (F) 	Needle Plate Assembly 	Spacer 	Presser Foot Lifter Lever 	Lever Adjust Plate 	Sub-Presser Arm 	Bolt 3.57 x 8 	Presser Stopper 
B681 -022-5	151474-011	146777-001	S00241-001	154937-001	S00125-001	S00126-001	S00129-001	154965-001	S00132-001
-023-5									




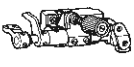
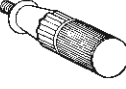


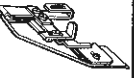
Ref. No.	C-33	C-45	C-55	D-5	E-13	E-16	E-50	F-55	F-77
	Needle DC x 27 	Chain Stitch Needle Guard (F) 	Needle Plate Assembly 	Spacer 	Presser Foot Lifter Lever 	Lever Adjust Plate 	Presser Foot Assembly 	Differential Stitch Control Plate 	Main Feed Dog 
B682 -022-5	151474-011	146777-001	S00283-001	154937-001			S00243-001		146744-001
	151474-018	146778-001	S01148-001	154938-001	S00125-001	S00126-001	S01132-001	S00148-001	S01149-001
-033-5					N-6-6 S01074-001 	N-6-7 S01075-001 	S01134-001	155174-001	S01145-001
-037-5	151474-011		S01150-001				S01135-001		S01145-001
-041-5		146777-001	S01150-001	154937-001			S01136-001	S00148-001	S01145-001
	151474-014		156009-001		S00125-001	S00126-001			146745-001
			S01190-001				S00243-001	155173-001	
			159875-001						159876-001



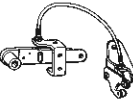

Ref. No.	E-41	E-50	F-55	F-77	F-78	F-79	G-27	G-101	H-9
	Screw 3.18 x 4.5 	Presser Foot Assembly 	Differential Stitch Control Plate 	Main Feed Dog 	Differential Feed Dog 	Chain Feed Dog 	Upper Feed Regulator Plate 	Upper Feed Dog 	Upper Knife Holder 
B681 -022-5	009669-412	S00272-001	S00148-001	S00145-001	156036-001	S00147-001	S00168-001	S00209-001	155189-001
-023-5									155187-001

Ref. No.	F-78	F-79	G-27	G-101	H-9	H-10	H-11	H-12	H-13
	Differential Feed Dog 	Chain Feed Dog 	Upper Feed Regulator Plater 	Upper Feed Dog 	Upper Knife Holder 	Screw 4.37 	Upper Knife Presser 	Presser Plate 	Upper Knife 
B682 -022-5	S00281-001			S00240-001	155189-001	009681-612	148343-001	148344-001	148815-001
030-5	S01141-001		S00239-001	S01133-001					
032-5		146577-001							
033-5	S01146-001		S01094-001	S01129-001					
037-5				S01131-001	155187-001	107407-003			144074-000
	S01147-001		S00239-001	S01137-001					
039-5	156037-001								
057-5	159877-001	146578-001	S01093-001	S00240-001					

Ref. No.	H-10	H-11	H-12	H-13	H-14	J-12	K-13	M-6	Z-1
	Screw 4.37 	Upper Knife Presser 	Presser Plate 	Upper Knife 	Bolt 3.57 Screw 3.57 	Over Looper 	Under Looper 	Spring 	Needle DC x 27 
B681 -022-5	009681-612	148343-001	148344-001	148815-001	113050-001	155240-001	159434-001	144104-001	151474-011
-023-5	107407-003			144074-000	144075-001	155242-001			

Ref. No.	H-14	J-12	K-13	M-6	N-2-1	N-2-2	N-2-3	N-2-4	N-3-1
	Bolt 3.57 Screw 3.57 	Over Looper 	Under Looper 	Spring 	Shirring Attachment Assembly 	Screw 6.35 x 18 	Handle 	Nut 6.35 	Differential Feed Adjustment Assembly 
B682 -022-5	113050-001	155240-001	159434-001	144104-001					
-031-5					148851-001				
-032-5		155243-101							
-033-5									
-037-5	144075-001				S01069-001	009781-812	145809-001	150556-002	S01071-001
-041-5		155240-001		144104-001					
-042-5		159883-001	159885-001						

Ref. No.	N-3-2	N-3-3	N-3-4	P-5-1	P-5-2	P-5-3	P-5-4	P-5-5
Sub-Class	Connecting Bar 	Stud Screw 4.76 	Screw 4.37 x 10 	Piping Wrapper Base Assembly 	Handle 	Nut 6.35 	Screw 6.35 x 18 	Wrapper Assembly 
B-682-022-5								
-031-7								
-042-7								
-033-5								
-037-5	155205-001	146594-001	009681-012	149202-202	145809-001	150556-002	009781-812	S01171-001
-041-5								
-051-6								
-057-6								
-057-7								

Ref. No.	P-5-6	P-5-7	P-6	Z-1				
Sub-Class	Screw 4.37 x 6 	Washer 	Shirring Interlocking Assembly 	Needle DC x 27 				
B-682-022-5				151474-011				
-031-7								
-032-7				151474-018				
-033-5								
-037-5	009680-612	110735-002	S01073-002	151474-011				
-041-5								
-051-6								
-057-6				151474-014				
-057-7								

INDEX / VERZEICHNIS INDEX / INDICE

Parts No.	Ref. No.	Remark	Parts No.	Ref. No.	Remark	Parts No.	Ref. No.	Remark	Parts No.	Ref. No.	Remark
S00002-001	A- 2		S00156-000	G- 4		S00275-001	E-22		001670-512	N- 2- 1-28	
S00004-000	A- 3		S00157-001	G- 5		S00276-001	E-20			N- 5- 1-25	
S00007-000	A- 6		S00158-001	G-10		S00278-000	L-87		001670-612		
S00008-001	A- 8		S00162-001	G-11		S00281-001	F-78- 4			M-14	
S00010-000	A-16		S00163-001	G-13		S00283-001	C-55- 2			M-17	
S00016-001	A-29		S00164-001	G-16		S00284-001	A-15		001680-512	C-39	
S00017-001	A-49		S00165-001	G-18		S00285-000	B- 7			C-41	
S00019-001	A-86		S00166-000	G-19		S00287-000	B- 8		007670-513	A-62	
S00021-000	A-87		S00167-001	G-23		S00290-000	B- 9		007681-012	A-114	
S00022-001	A-91		S00168-001	G-27- 1		S00297-001	B-10		009630-812	F-76	
S00032-001	B- 1		S00169-001	G-28		S00305-000	L-62		009639-312	E-50- 1- 7	
S00033-001	B- 1		S00170-001	G-33		S00313-000	G- 8		009660-512	A-108	
S00034-001	B-19		S00171-001	G-35		S00322-001	L-80		009660-612	J-13	
S00037-001	C- 1		S00172-001	G-36		S00333-000	A-71		009660-712	N- 2- 1-12	
S00038-001	C- 1- 5		S00173-001	G-39		S00334-000	A-30		009669-312	E-45	
S00041-000	C- 5		S00174-001	G-40		S00341-001	E-50- 3- 5			E-47	
S00042-000	C- 8		S00175-001	G-41		S00356-001	J-20		009669-412	E-41	
S00046-001	C-27		S00176-001	G-43			K-16		009670-412	A-38- 1- 8	
S00047-001	C-28		S00177-001	G-45		S00373-001	F-20			A-38- 2- 8	
S00048-001	C-30		S00178-001	G-47		S00379-000	J- 8		009670-512	G-12	
S00049-001	C-22		S00179-000	G-49		S00383-001	J-21			L-38	
S00050-001	E- 1		S00180-000	G-50			K-17		009670-612	A-41	
S00051-001	E- 2		S00181-001	G-52		S00389-000	C-31			A-59	
	G-91		S00182-001	G-53		S01057-001	N- 2- 1-10			C-46	
S00052-001	E- 3		S00183-000	G-55		S01068-002	N- 2			F-10	
S00054-001	E- 8		S00184-001	G-56		S01069-002	N- 2- 1			G-54	
S00055-001	E- 9		S00185-001	G-58		S01071-001	N- 3- 1			G-57	
S00057-001	L- 2		S00186-001	G-60		S01072-001	N- 3- 1- 2			H-25	
S00065-001	L-47		S00187-001	G-63		S01073-002	N- 6			L- 2- 9	
S00067-001	L-52		S00188-001	G-64		S01074-001	N- 6- 6			L-16	
S00071-001	B- 1		S00189-001	G-69		S01075-001	N- 6- 7			L-60	
S00072-001	B- 1		S00190-000	G-70		S01080-001	E-28			L-70	
S00073-001	Z-38		S00191-000	G-72		S01081-001	E-29			M-12	
S00075-000	A-107		S00192-001	G-74		S01082-001	E- 6			M-23	
S00076-001	A-110		S00193-001	G-76		S01083-001	E-43			M-25	
S00077-000	A-113		S00194-001	G-78		S01084-001	E-44			M-27	
S00082-001	N- 6- 1		S00195-001	G-79		S01086-001	E-46			M-29	
S00083-001	N- 6- 1- 3		S00196-001	G-80		S01089-001	A-19- 2			M-31	
S00092-001	A- 5		S00197-001	G-81		S01090-001	A-19- 3			M-33	
S00093-001	A-12		S00198-001	G-83						N- 6- 5	
S00094-000	A-13		S00199-001	G-85		S01093-001	G-27- 3		009670-812	A-37	
S00095-001	A-19- 1		S00200-001	G-85- 1		S01094-001	G-27- 4			B- 5	
S00098-001	A-27		S00201-001	G-85- 2		S01129-001	G-101- 3			C-26	
S00099-100	A-28		S00202-001	G-86		S01131-001	G-101- 4			C-44	
S00101-001	A-48		S00203-001	G-87		S01132-001	E-50- 3			F-19	
S00103-001	A-63		S00204-001	G-89		S01133-001	G-101- 5		009671-012	A-115	
S00104-001	A-69		S00205-001	G-90		S01134-001	E-50- 4			D-12	
S00105-101	A-70		S00207-000	G-92		S01135-001	E-50- 5		009671-412	A-60	
S00108-001	A-73		S00208-001	G-100		S01136-001	E-50- 6		009671-812	A-72	
S00121-001	C- 3		S00209-001	G-101- 1		S01137-001	G-101- 6		009680-512	A-39	
S00122-001	C-24		S00210-000	H- 7		S01141-001	F-78- 3		009680-612	A-92	
S00125-001	E-13		S00211-001	L-10		S01145-001	F-77- 4			N- 2- 1-26	
S00126-001	E-16		S00213-000	L-61		S01146-001	F-78- 2			N- 5- 1-23	
S00127-000	E-27		S00215-001	M-11		S01147-001	F-78- 6			N- 5- 6	
S00128-001	E-33					S01148-001	C-55- 3		009680-712	A- 7	
S00129-001	E-38		S00217-001	Z-68		S01149-001	F-77- 5			A-32	
S00132-001	E-40					S01150-001	C-55- 7			C-29	
S00133-001	F- 1									E-17	
S00140-001	F-12									F-28	
S00141-000	F-15		S00238-001	E-50- 2- 4						G-75	
S00142-001	F-30			E-50- 4- 4					009680-812	J-11	
S00143-001	F-32			E-50- 5- 4		S01168-001	N- 3			N- 2- 1-17	
S00144-001	F-37			E-50- 6- 4		S01170-001	N- 5			N- 5- 1-15	
S00145-001	F-77- 1		S00239-001	G-27- 2		S01171-001	N- 5- 5		009681-012	A-18	
S00146-000	A-77		S00240-001	G-101- 2		S01190-001	C-55- 6			B-18	
S00147-001	F-79- 1		S00241-001	C-55- 1						N- 3- 4	
S00148-001	F-55- 1		S00243-001	E-50- 2		001401-406	Z-22			Z-58	
S00153-001	F-65					001670-512	A-52			Z-64-11	
S00154-001	G- 1		S00272-001	E-50- 1			A-54		009681-212	A- 4	
S00155-000	G- 3		S00274-001	H- 3			G-48			L- 3	

Parts No.	Ref. No.	Remark	Parts No.	Ref. No.	Remark	Parts No.	Ref. No.	Remark	Parts No.	Ref. No.	Remark
009761-212	G-44		048040-342	G-82		112351-001	L- 8		144081-001	E- 4	
009681-612	H-10- 2		081008-070	L- 2-10			L-25		144088-001	E-34	
009781-812	N- 2- 2		081016-070	L-53		112359-001	L-81		144103-003	M- 5	
	N- 5- 4		081022-070	L-28			L-84		144104-001	M- 6	
013679-412	N- 2- 1-30		100032-003	A-50		112364-001	L-11		144105-000	M- 8	
	N- 5- 1-27			C-49			L-19			N- 2- 1- 8	
013719-412	B-24		100080-004	E-50- 1- 4			L-22			N- 5- 1- 9	
	Z-42-17- 2		100257-010	D- 4		112525-000	L-58		144110-001	M- 7	
013760-612	A-76		100260-001	C- 4		112750-000	L-64		144124-001	Z- 7	
014680-422	C- 7		100294-002	F-52		113431-002	F- 7		144225-002	Z-41	
	F- 1- 3			G-24			F-35		144764-001	N- 2- 1-27	
	F- 2		100366-001	C- 1- 4			G-65			N- 5- 1-24	
	G-10- 4			H- 1- 4		114483-002	Z-18		144784-001	N- 2- 1-11	
	G-21		100463-001	N- 3- 1- 8		116016-001	Z-23		144788-001	N- 2- 1- 7	
	G-46		100645-003	F-22		117160-001	A-43			N- 5- 1- 8	
	G-62		101572-101	Z- 5		117466-000	Z-13		145277-104	Z-19	
	J- 9- 1- 3		101706-001	A-47- 2		117516-001	F-75		145446-001	M- 4	
	K-14			F-69- 2			H-22		145803-001	N- 2- 1- 2	
014680-622	F-66			N- 2- 1-19		118735-002	F-57		145807-001	N- 2- 1-15	
	L- 2- 7			N- 5- 1- 3			G-29			N- 5- 1-13	
014770-622	F- 1-12- 4			N- 5- 1-16		118770-001	F- 6	A-78	145808-001	N- 2- 1-25	
	F-13		102538-002	L-30		118837-001	Z- 6			N- 5- 1-22	
	F-29- 2		102627-001	H-19		122991-001	Z-25		145809-001	N- 2- 3	
	G- 2		104449-001	G-15		123185-001	A-45			N- 5- 2	
014780-622	A-94			G-68		126863-000	Z-42-13		145810-001	N- 2- 1-20	
	F-26		104450-001	A-64		140063-001	F-54			N- 5- 1-17	
	N- 3- 1- 6		105163-001	N- 2- 1- 4			G-26		145811-001	N- 2- 1-24	
017085-502	Z-64- 6			N- 5- 1- 5		140065-001	G-71			N- 5- 1-21	
017502-803	Z-42- 7		105176-001	F-68		140066-001	A-81		146315-000	A-80	
	Z-42-15		105234-003	A-68		140077-001	A-90			A-84	
	Z-42-16- 2			N- 2- 1-23		140092-001	C- 6		146354-001	E-10	
017771-412	B-23			N- 5- 1-20		140210-001	F-38		146427-001	C-32- 1- 2	
	G-14		105288-001	A-20		140217-001	F-43			C-32- 3- 2	
	G-67			M-21		140262-000	E-26			C-32- 4- 2	
017771-612	A-88		105343-001	Z-12		140317-000	L-66			G-38	
	C-24- 2		106568-003	F-63		140320-000	L-63			G-88	
	G-59			J-17		140327-001	L-47- 2		146442-001	A-38- 1- 4	
017781-012	N- 3- 1- 4		107231-002	E-35		140342-001	Z-17			A-38- 2- 4	
	N- 3- 1-10		107407-003	A-14		140361-001	A-82		146450-001	A-53	
	N- 3- 1-13			F-23		140417-000	L-67		146452-001	A-56	
017781-412	F-58			F-64		140430-001	L-68		146453-001	A-57	
	G-30			H-10- 1		140759-000	Z-40		146454-001	A-58	
017782-512	C-37		107779-001	Z-10		141183-000	A-46		146494-001	C-38	
021080-106	Z-33		108549-001	L-39		141514-001	N- 6- 1- 2		146495-001	C-40	
	Z-64- 9		108960-002	A-74			N- 6- 3		146536-001	F- 9	
021400-106	Z-21		109153-001	G-61		141542-001	E-37		146547-000	F-24	
021500-103	Z-42- 4- 3		109203-001	A- 9		141598-001	E- 7		146559-001	F-49	
	Z-42-10			F-53						G-22	
	Z-42-16- 3			G-25		142243-000	E-50- 2- 3		146563-001	F-56	
021670-202	A-61			L-57			E-50- 4- 3		146577-001	F-79- 2	
025030-132	A-109		110161-006	E-19			E-50- 5- 3		146578-001	F-79- 3	
	E-50- 1- 3		110230-001	N- 2- 1-22			E-50- 6- 3		146584-001	H-23	
025050-233	Z-42-19			N- 5- 1-19					146588-001	N- 2- 1- 1	
025080-236	Z-31		110641-002	L-56		142247-001	E-50- 2- 5			N- 5- 1- 1	
	Z-64- 7		110735-002	N- 5- 7			E-50- 4- 5		146589-001	N- 5- 1- 2	
			110793-001	E-21			E-50- 5- 5		146590-001	N- 2- 1- 3	
025660-132	E-48			G-84			E-50- 6- 5			N- 5- 1- 4	
025680-232	Z-59		110813-001	M-10					146592-001	N- 2- 1-29	
	Z-64-12		110820-001	N- 2- 1- 5						N- 5- 1-26	
025770-232	N- 2- 1- 6			N- 5- 1- 6		142262-001	Z-24		146594-001	N- 3- 3	
	N- 5- 1- 7		110832-001	M- 3		142274-001	A-79		146597-101	A-111	
028050-243	Z-42- 9		111486-001	C-42		142971-001	Z-42-17		146598-001	A-112	
028080-242	Z-32		112301-001	N- 6- 1- 5		142990-001	Z-42-14- 4		146654-001	M-30	
	Z-64- 8		112348-001	L- 9		142996-001	Z-42-17- 1		146700-001	Z- 8	
031311-302	Z-37			L-12		142998-001	Z-42-18		146740-000	D- 3- 3	
031452-203	Z-42- 2			L-20		143196-001	A-75		146744-001	F-77- 2	
047140-642	A-38- 1- 5			L-23		143325-001	E-15		146745-001	F-77- 3	
	A-38- 2- 5			L-31		143766-001	A-34		146777-001	C-45- 1	
047201-640	D-11- 2			L-82		144074-000	H-13- 1		146778-001	C-45- 2	
048040-342	F- 8			L-85		144075-001	H-14- 1		146887-001	E-50- 1- 5	

Parts No.	Ref. No.	Remark	Parts No.	Ref. No.	Remark	Parts No.	Ref. No.	Remark	Parts No.	Ref. No.	Remark
146888-001	E-50- 1- 6		149170-001	G-77		154869-000	B- 4		155177-000	F-61	
146903-001	E-50- 1- 2			H- 1- 5- 2		154875-001	B-11		155178-001	F-62	
146924-000	A-42- 2			J- 9- 1- 5		154876-001	B-12		155180-001	F-67	
			149171-001	K-11		154877-001	B-13		155181-001	H- 1	
146926-002	M-24		149173-001	Z- 9		154878-001	B-14		155186-000	H- 6	
146926-003	M-22		149202-202	N- 5- 1		154879-000	B-15		155187-001	H- 9- 1	
146975-004	A-105		149203-001	N- 5- 1-29		154880-001	B-16		155191-001	H-15	
146975-017	A-105		149566-002	M- 9- 1- 1		154881-000	B-17		155193-001	H-20	
146975-018	A-105			M- 9- 2- 1		154885-001	B-20			Z- 4	
146975-019	A-105			M- 9- 3- 1		154886-001	B-21		155194-001	H-21	
146975-021	A-105			M- 9- 4- 1		154887-001	B-22		155195-001	H-24	
146975-023	A-105			N- 2- 1- 9		154901-001	C-21		155197-001	N- 3- 1- 1	
146975-081	A-105			N- 5- 1-10		154910-001	C-32- 1		155199-001	N- 3- 1- 3	
146975-090	A-105		150106-001	Z-42- 4		154912-001	C-32- 3		155201-001	N- 3- 1- 9	
146975-093	A-105		150139-001	Z-42- 1					155202-001	N- 3- 1-11	
147055-003	Z-42-14		150145-001	Z-42-16		154922-001	C-35		155203-101	N- 3- 1-12	
147362-000	L-65		150161-003	Z-42		154923-001	C-36		155205-001	N- 3- 2	
147672-001	N- 6- 4		150172-001	Z-42- 3		154930-001	D- 3		155225-001	J- 1	
147738-000	D- 3- 4		150178-001	Z-42- 6		154931-000	D- 3- 1			K- 1	
147893-002	Z-20			Z-42-14- 1		154932-000	D- 3- 2		155228-001	J- 3	
147919-001	Z-48- 1		150179-001	Z-42- 8		154937-001	D- 5- 1		155229-000	J- 5	
147919-002	Z-48- 2		150180-000	Z-42-11		154938-001	D- 5- 2		155231-001	J- 9	
147933-001	N- 2- 1-14		150181-101	Z-42- 1- 2		154939-000	D- 6		155238-000	J-10	
	N- 5- 1-12		150182-000	Z-42-12		154940-000	D- 7		155240-001	J-12- 1	
147942-001	D-10		150185-001	Z-42-16- 1		154941-000	D- 8		155242-001	J-12- 2	
148015-001	E-50- 3- 2		150189-001	Z-42- 1- 1		154943-001	D-11		155243-101	J-12- 3	
	E-50- 3- 6		150202-001	Z-42- 4- 2		154945-001	D-11- 3		155244-001	K- 3	
148016-001	E-50- 3- 3		150553-002	N- 2- 1-21		154957-001	E-24		155245-000	K- 5	
148085-001	A-85			N- 5- 1-18		154961-001	E-30		155246-000	K- 8	
148259-001	E-36		150556-002	N- 2- 4		154962-001	E-31		155247-000	J-14	
148281-001	H- 8			N- 5- 3		154965-001	E-39			K- 9	
148294-001	B-25		150756-000	G- 7			E-50- 2- 6		155248-001	K-10	
	G-37		151474-011	C-33			E-50- 3- 7		155282-001	L-21	
	G-42			Z- 1			E-50- 4- 6		155283-000	D- 9	
	L-54		151474-014	Z- 1			E-50- 5- 6		155284-001	L-24	
148343-001	H-11		151474-018	C-33			E-50- 6- 6		155286-101	L-26	
148344-001	H-12			Z- 1					155290-000	L-27	
148355-001	C-55- 1- 3		151626-001	G-51					155291-001	L-29	
	C-55- 2- 3		152194-001	A-38- 1- 7		155132-001	F- 1-10		155292-001	L-13	
	C-55- 4- 3			A-38- 2- 7		155133-001	F- 1-11		155294-000	L-36	
	C-55- 7- 3		152718-001	G- 6		155138-001	F- 4		155295-001	L-37	
148372-001	E-14			H- 4- 2		155139-001	F- 5		155305-101	M-13	
148387-001	N- 2- 1-18		152936-001	L-59		155141-000	F-14		155306-001	M-15	
	N- 5- 1-28		153317-001	Z-64- 3		155143-000	F-16		155307-101	M-18	
148388-001	N- 6- 1- 1		153318-001	Z-64- 2		155144-001	F-17		155308-101	M-19	
148390-001	N- 6- 1- 4		153319-001	Z-64- 1		155145-000	F-18		155310-001	M-20	
148391-001	N- 6- 2		153483-001	E-18		155151-000	F-21		155311-001	M-26	
148425-001	B-10- 2		153675-001	E-32		155152-001	F-25		155312-001	M-28	
	C- 1- 2		154795-001	N- 2- 1-16		155153-000	F-27		155313-001	M-32	
	H- 1- 2			N- 5- 1-14		155156-001	F-33		155320-001	Z-11	
	J- 1- 2		154819-000	A-35		155157-001	F-34		155321-100	Z-27	
	J- 9- 2- 3		154820-000	A-36			F-42		155325-001	Z-64-10	
	K- 1- 2		154821-001	A-40		155159-001	F-39		155326-001	Z-64-13	
148430-001	Z-36		154823-001	A-42		155162-001	F-39- 1- 3		155340-001	A-104	
148431-101	Z-56- 1		154829-001	A-44			J- 9- 1- 6		155348-000	F-11	
148432-001	Z-56- 2		154832-001	A-51		155164-001	F-40		155516-001	F-47	
148782-001	K-12		154833-001	A-55		155165-001	F-41			J- 2	
148797-001	N- 3- 1- 5		154835-001	A-67		155166-001	F-44			K- 2	
148798-001	N- 3- 1- 7		154841-001	A-83		155167-001	F-45		155520-000	A-15- 2	
148838-001	F-36			G-73			G-17		155533-001	G-20	
	G-66		154849-001	A-102		155168-001	F-46		155552-001	L-69	
148851-001	M- 6- 2		154854-001	A-38- 1- 2		155169-001	F-48		155560-001	F-70	
148925-001	Z-15			A-38- 2- 2		155170-000	F-50		155696-001	M- 9- 1	
149170-001	C- 1- 5- 2		154855-000	A-38- 1- 3		155171-001	F-51		155696-002	M- 9- 2	
	E-23			A-38- 2- 3		155173-001	F-55- 2		155696-003	M- 9- 3	
	F- 1-12-2-2		154856-000	A-38- 1- 6		155174-001	F-55- 3		155696-004	M- 9- 4	
	F-31			A-38- 2- 6		155175-001	F-59		155697-001	M- 9- 1- 2	
	F-39- 1- 2		154857-001	A-38- 1			G-31		155697-002	M- 9- 2- 2	
	G-10- 5		154859-001	A-38- 2		155176-001	F-60		155697-003	M- 9- 3- 2	
	G-34		154868-001	B- 3			G-32		155697-004	M- 9- 4- 2	

Parts No.	Ref. No.	Remark	Parts No.	Ref. No.	Remark	Parts No.	Ref. No.	Remark	Parts No.	Ref. No.	Remark
155993-001	C-55- 1- 1										
	C-55- 2- 1										
156009-001	C-55- 4										
156014-001	C-55- 4- 1										
	C-55- 7- 1										
156036-001	F-78- 1										
156037-001	F-78- 5										
156318-001	H- 1- 5										
156334-001	Z-39										
156426-000	L- 2- 3										
156427-001	L- 2- 4										
156428-000	L- 2- 6										
156429-001	L- 2- 5										
156430-001	L- 2- 8										
156432-001	L- 1										
156469-001	L- 7										
156476-000	J-15										
156491-001	J-16										
156809-001	F-29										
156897-001	L-83										
158433-001	C-43										
159434-001	K-13- 1										
159441-001	H- 4										
159476-000	A-89										
159574-001	M- 1										
159638-001	C-23										
159875-001	C-55- 5										
159876-001	F-77- 6										
159877-001	F-78- 7										
159880-001	C-32- 4										
159883-001	J-12- 4										
181969-003	A-47										
	F-69										
183161-101	Z-56										
210973-001	Z-29										
211964-001	Z-64- 5										
S00371-000	F-20- 2- 1										
S00372-000	F-20- 2- 2										
001670-712	A-65										
105161-003	A-66										
113050-001	H-14- 2										
146427-001	C-25										
148815-001	H-13- 2										
150173-001	Z-42- 4- 1										
155324-001	Z-64										
155489-001	H- 9- 2										
159885-001	K-13- 2										

