

**brother**

**HIGH SPEED SINGLE-NEEDLE OVERLOCK SEWING MACHINE WITH UPPER AND LOWER ADJUSTABLE FEED**

**EINZELNADEL-OVERLOCK-SCHNELLNÄHMASCHINE MIT OBER UND UNTERTEIL EINSTELLBAREM TRANSPORTEUR**


**MACHINE A COUDRE A POINTS DE SURJET UNE AIGUILLE, A GRANDE VITESSE AVEC ENTRAINEMENT REGLABLE SUPERIEUR ET INFERIEUR**

**MAQUINA DE COSER SOBREORILLADORA RAPIDA CON AGUJA SENCILLA Y ALLIMENTACION AJUSTABLE SUPERIOR E INFERIOR**


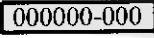

**EF4-B671  
B672**

**PARTS BOOK  
TEILEKATALOG  
LIVRE DES PIECES  
LIBRO DE REFERENCIA DE PIEZAS**




**P671102**




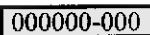

## Notes for using this parts book

1. This book is applicable to sewing machines which have the same plate number as shown on the cover of this book (or correction sheet).
2. If the symbol  or  is in the "Parts No." column or the "Assembly No." column, please refer to the different parts list (page 24).
3. The symbol  in the "Parts No." column indicates that the parts is not available for supply. If, however, there is a number in the "Assembly No." column, the parts can be ordered as an assembly. Please, therefore, order by using the assembly number.
4. If the \* symbol is found before the Parts No., order this parts together with its paired parts.
5. This book was prepared based on information available in June, 1983.
6. Parts are subject to changes in design without prior notice.



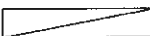
## Anmerkungen zum Gebrauch dieses Stücklistebuches

1. Dieses Buch bezieht sich auf die Nähmaschinen mit derselben Kennungsnummer wie auf diesem Buchumschlag (oder auf dem Korrekturblatt).
2. Wenn in der stücknummer oder Gerätesatznummer Spalte des Zeichen  der  steht, schlagen Sie bitte bei der gesonderte Stückliste (Seite 24) nach.
3. Dieses Zeichen  in der Spalte "Teilnummer" bedeutet, daß dieser Teil nicht lieferbar ist. Wenn jedoch in der Spalte "Gerätesatznummer" eine Nummer steht, kann dieser Teil als ein Geräteteilsatz bestellt werden. Bestellen Sie daher bitte mit dieser Gerätesatznummer.
4. Bei diesem Zeichen \* vor der Teilnummer bestellen Sie bitte diesen Teil Paarweise, zusammen mit seinem Gegenstück.
5. Dieses Buch basiert auf den Informationen vom Juni 1983.
6. Modelländerungen sind vorbehalten.

## Notes sur l'utilisation de ce manuel de pièces détachées

1. Ce manuel est destiné aux machines à coudre ayant le même numéro de plaque montré sur la couverture de ce manuel (ou sur la feuille de corrections).
2. Si le symbole  ou  est présent dans la colonne "No. de pièce" ou dans la colonne "No. de ensemble", se référer à la liste de pièces annexe (page 24).
3. Le symbole  dans la colonne "N° de pièce" signifie que la pièce ne peut être fournie. Si, dans la colonne "N° jeu de pces", il y a un numéro de nomenclature, la pièce peut être commandée comme faisant partie d'un jeu de pièces. Donc, pour toute commande, veuillez spécifier le n° du jeu de pièces.
4. Si, devant le n° de pièce, il y a le symbole \*, veuillez commander cette pièce avec sa pièce appariée.
5. Ce manuel a été fait d'après les renseignements valables au mois de Juin 1983.
6. Les pièces peuvent être sujettes à des modifications sans préavis.

## Notas para usar este Libro de Piezas

1. Este libro sirve para todas las máquinas de coser que llevan la misma placa de identificación que la que se puede ver en la tapa de este libro (o en la hoja de erratas).
2. De haber un símbolo  o el  en la columna del "Número de Pieza" o en la del "Número de Juego", habrá que ver la lista de piezas separada (página 24).
3. El símbolo , que se encuentra en la columna del "Número de Pieza", quiere decir que no se dispone de dicha pieza sola. Cuando, empero, hay un número en la columna del "Número de Juego", se podrá ordenar la pieza con todo el juego. Por lo tanto, será mejor hacer el pedido recurriendo al número del juego respectivo.
4. Si antes del número de una pieza, se encuentra el símbolo \*, habrá que ordenar dicha pieza junto con la otra con la que va la misma.
5. Este libro ha sido compilado basándose en los datos de que se disponía en junio de 1983.
6. Las piezas quedan sujetas a cambios de diseño sin aviso previo.

## CONTENTS

A. Machine body (1) .....	1
A. Machine body (2) .....	2
B. Crank shaft mechanism .....	3
C. Needle bar mechanism .....	4
D. Needle cooler .....	5
E. Presser foot mechanism (1) .....	6
E. Presser foot mechanism (2) .....	7
F. Feed mechanism (1) .....	8
F. Feed mechanism (2) .....	9
F. Feed mechanism (3) .....	10
G. Upper feed mechanism (1) .....	11
G. Upper feed mechanism (2) .....	12
H. Knife mechanism .....	13
J. Over looper mechanism .....	14
K. Under looper mechanism .....	15
L. Lubrication (1) .....	16
L. Lubrication (2) .....	17
M. Thread tension .....	18
N. Shirring Attachment (1) .....	19
N. Shirring Attachment (2) .....	20
N. Shirring Attachment (3) .....	21
Z. Accessories (1) .....	22
Z. Accessories (2) .....	23
DIFFERENT PARTS LIST .....	24
INDEX .....	

## INHALTSVERZEICHNIS

A. Maschinengehäuse (1) .....	1
A. Maschinengehäuse (2) .....	2
B. Kurbelwelle .....	3
C. Nadelstangenvorrichtung .....	4
D. Nadelkühlungsvorrichtung .....	5
E. Stoffdrückerfuß (1) .....	6
E. Stoffdrückerfuß (2) .....	7
F. Transportvorrichtung (1) .....	8
F. Transportvorrichtung (2) .....	9
F. Transportvorrichtung (3) .....	10
G. Obertransportvorrichtung (1) .....	11
G. Obertransportvorrichtung (2) .....	12
H. Messer .....	13
J. Oberen Greifer .....	14
K. Unterer Greifer .....	15
L. Schmierung (1) .....	16
L. Schmierung (2) .....	17
M. Fadenspannung .....	18
N. Kräuselvorrichtung (1) .....	19
N. Kräuselvorrichtung (2) .....	20
N. Kräuselvorrichtung (3) .....	21
Z. Zubehör (1) .....	22
Z. Zubehör (2) .....	23
ZUBEHÖRLISTE .....	24
VERZEICHNIS .....	

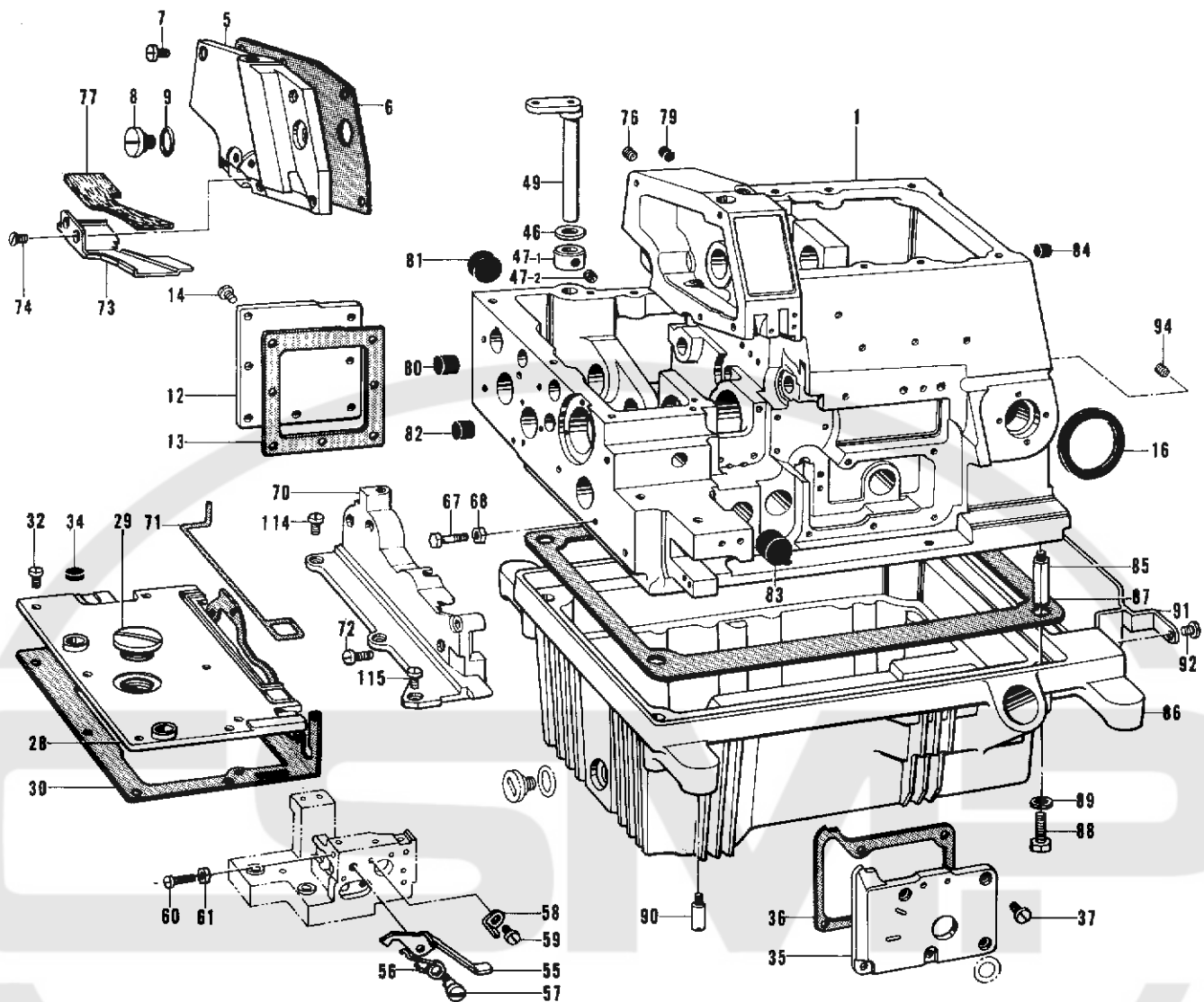
## TABLE DES MATIERES

A. Corps de la machine (1) .....	1
A. Corps de la machine (2) .....	2
B. Mécanisme du vilebrequin .....	3
C. Mécanisme de la barre à aiguille ....	4
D. Mécanisme du refroidisseur d'aiguille .....	5
E. Mécanisme du pied presseur (1).....	6
E. Mécanisme du pied presseur (2).....	7
F. Mécanisme de l'entraînement (1) ....	8
F. Mécanisme de l'entraînement (2) ....	9
F. Mécanisme de l'entraînement (3) ....	10
G. Mécanisme de l'entraînement supérieur (1) .....	11
G. Mécanisme de l'entraînement supérieur (2) .....	12
H. Mécanisme du couteau .....	13
J. Mécanisme du boucleur supérieur .....	14
K. Mécanisme du boucleur inférieur .....	15
L. Lubrification (1) .....	16
L. Lubrification (2) .....	17
M. Tension du fil .....	18
N. Accessoire pour fronces (1).....	19
N. Accessoire pour fronces (2).....	20
N. Accessoire pour fronces (3).....	21
Z. Accessoires (1) .....	22
Z. Accessoires (2) .....	23
LISTE DES PIECES ACCESSOIRES .....	24
INDEX .....	

## INDICE

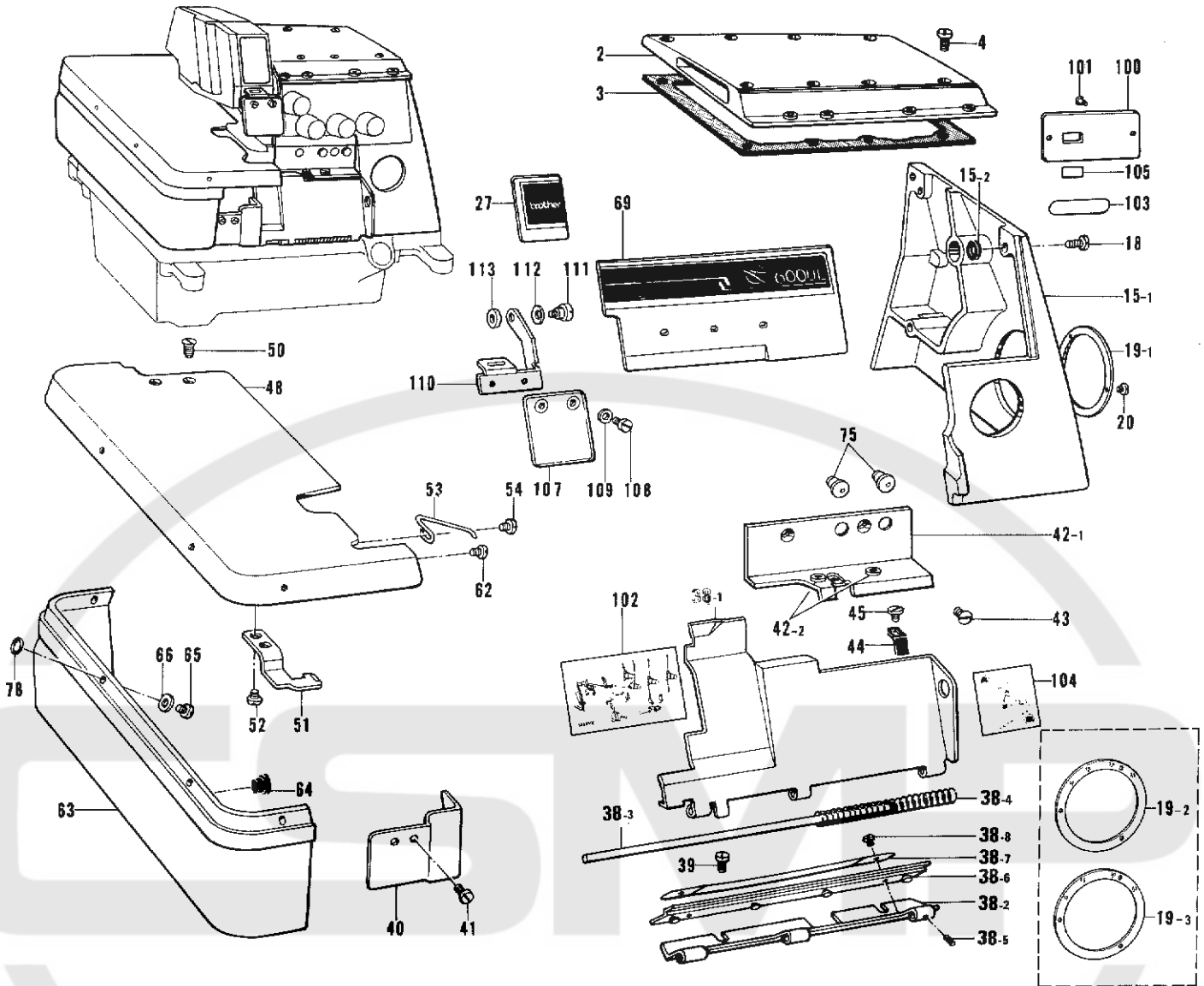
A. Cuerpo de la máquina (1) .....	1
A. Cuerpo de la máquina (2) .....	2
B. Mecanismo del cigüeñal .....	3
C. Mecanismo de la barra de aguja .....	4
D. Mecanismo del enfriador de aguja .....	5
E. Mecanismo del prensa telas (1).....	6
E. Mecanismo del prensa telas (2).....	7
F. Mecanismo de la alimentación (1) ..	8
F. Mecanismo de la alimentación (2) ..	9
F. Mecanismo de la alimentación (3) ..	10
G. Mecanismo de la alimentación superior (1) .....	11
G. Mecanismo de la alimentación superior (2) .....	12
H. Mecanismo del cuchilla .....	13
J. Mecanismo del presilladora superior .....	14
K. Mecanismo del presilladora inferior .....	15
L. Lubricación (1) .....	16
L. Lubricación (2) .....	17
M. Tensión del hilo .....	18
N. Accesorio de tundido (1).....	19
N. Accesorio de tundido (2).....	20
N. Accesorio de tundido (3).....	21
Z. Accesorios (1) .....	22
Z. Accesorios (2) .....	23
LISTA DE PIEZAS ACCESORIAS .....	24
INDICE .....	

A. Machine body (1) / Maschinengehäuse (1)  
 Corps de la machine (1) / Cuerpo de la máquina (1)



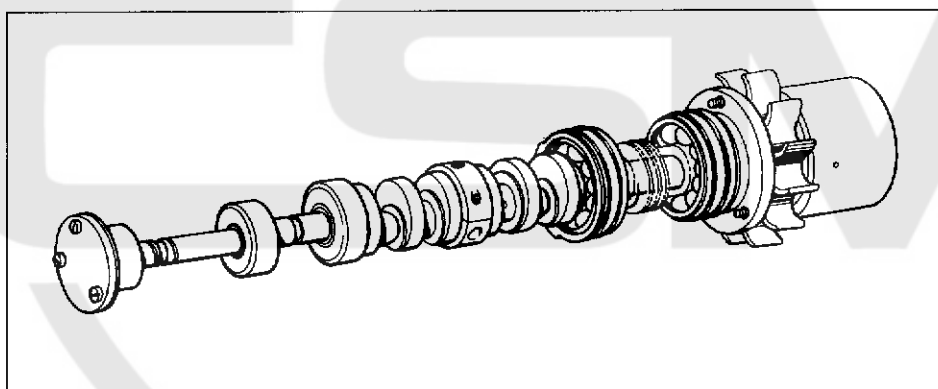
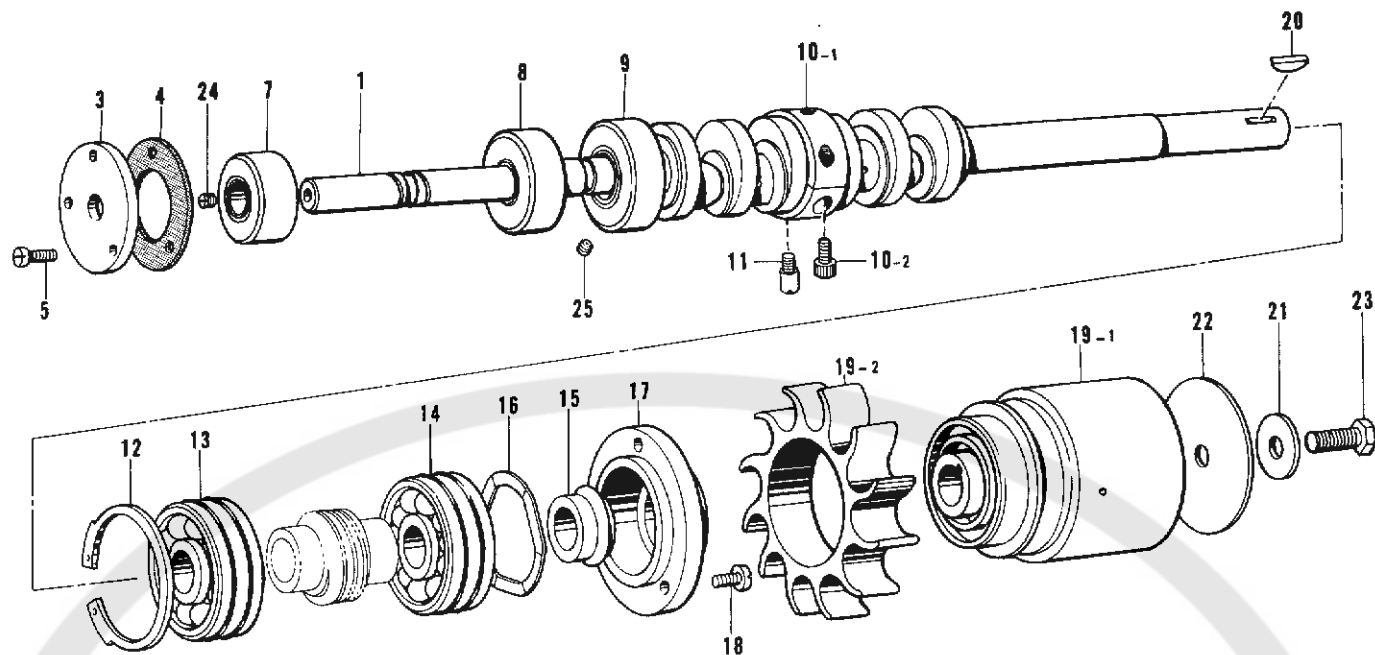
Ref. No.	Name of Parts	Q'ty	Parts No.	Assembly No.	Ref. No.	Name of Parts	Q'ty	Parts No.	Assembly No.
1	Machine Body	1			60	Screw 3.57 x 14	1	009671-412	
5	Cover for Needle Driving Mechanism	1	S00092-001		61	Nut 3.57	1	021670-202	
6	Packing	1	S00007-000		67	Bolt 4.37	2	154835-001	
7	Screw 4.37 x 7	6	009680-712		68	Nut 4.37	2	105234-003	
8	Screw 9.52	1	S00008-001		70	Upper Feed Cover	1	S00105-101	
9	"O" Ring	1	109203-001		71	Packing	1	S00333-000	
12	Cover for Feed Mechanism	1	S00093-001		72	Screw 3.57 x 18	4	009671-812	
13	Packing	1	S00094-000		73	Cloth Guide (S)	1	S00108-001	
14	Screw 4.37	7	107407-003		74	Screw 3.57	2	108960-002	
16	Rubber	1	S00010-000		76	Screw 5.95	2	013760-612	
28	Cover for Feed Mechanism	1	S00099-100		77	Felt	1	S00146-000	
29	Oil Cap	1	S00016-001		79	Oil Cap	1	142274-001	
30	Packing	1	S00334-000		80	Oil Cap	1	146315-000	
32	Screw 4.37 x 7	4	009680-712		81	Oil Cap	1	140066-001	
34	Oil Cap	2	143766-001		82	Oil Cap	1	140361-001	
35	Inside Cover	1	154819-000		83	Oil Cap	1	154841-001	
36	Packing	1	154820-000		84	Oil Cap	1	146315-000	
37	Screw 3.57 x 8	5	009670-812		85	Machine Body Leg	4	148085-001	
46	Washer	1	141183-000		86	Oil Reservoir	1	S00019-001	
47-1	Set Collar	1		A-47 Set Collar with Screw 181969-003	87	Packing	1	S00021-000	
47-2	Screw 6.35	2	101706-001		88	Bolt 6.35 x 16	4	017771-612	
49	Cloth Plate Supporter	1	S00017-001		89	Washer	4	159476-000	
55	Cloth Plate Lever	1	154833-001		90	Set Pin for Cushion	4	140077-001	
56	Spring	1	146452-001		91	Wind Guide Plate	1	S00022-001	
57	Screw 3.57	1	146453-001		92	Screw 4.37 x 6	2	009680-612	
58	Cloth Plate Lever Stopper	1	146454-001		94	Screw 6.35	2	014780-622	
59	Screw 3.57 x 6	1	009670-612		114	Screw 4.37 x 10	2	007681-012	
					115	Screw 3.57 x 10	1	009671-012	

A. Machine body (2) / Maschinengehäuse (2)  
 Corps de la machine (2) / Cuerpo de la máquina (2)



Ref. No.	Name of Parts	Q'ty	Parts No.	Assembly No.	Ref. No.	Name of Parts	Q'ty	Parts No.	Assembly No.
2	Top Cover Assembly	1	S00002-001		44	Stopper Spring for Front Cover	1	154829-001	
3	Packing	1	S00004-000		45	Screw 3.57 x 4.5	1	123185-001	
4	Screw 4.37 x 12	8	009681-212		48	Cloth Plate	1	S00101-001	
15-1	Belt Cover	1		A-15 Belt Cover Assembly S00284-001	50	Screw 4.37	2	100032-003	
15-2	Washer	4	155520-000		51	Stopper for Cloth Plate	1	154832-001	
18	Screw 4.37 x 10	4	009681-012		52	Screw 3.57 x 5	2	001670-512	
19-1	Stitch Length Control Plate	1	S00095-001		53	Spring	1	146450-001	
19-2	Stitch Length Control Plate (Bulky)	1	S01089-001		54	Screw 3.57 x 5	1	001670-512	
19-3	Stitch Length Control Plate (Shirring Piping)	1	S01090-001		62	Screw 3.57 x 5	1	007670-513	
20	Screw 2.38	3	105288-001		63	Cloth Plate Lower	1	S00103-001	
27	Name Plate	1	S00098-001		64	Oil Cap	2	104450-001	
38-1	Front Cover	1		A-38 Front Cover Assembly 154852-001	65	Screw 3.57 x 7	4	001670-712	
38-2	Front Cover Hinge	1	154854-001		66	Washer	4	105161-003	
38-3	Front Cover Hinge Pin	1	154855-000		69	Emblem Plate	1	S00104-001	
38-4	Spring	1	146442-001		75	Oil Cap	2	143196-001	
38-5	Pin 1.4 x 6	1	047140-642		78	Packing	4	118770-001	
38-6	Hinge Cover	1	154856-000		100	Model Plate	1		
38-7	Hinge Cover Presser Plate	1	152194-001		101	Pin	2		
38-8	Screw 3.57 x 4	2	009670-412		102	Threading Diagram	1	154847-001	
39	Screw 4.37 x 5	2	009680-512		103	Parts Book Number Plate	1		
40	Front Cover Guide	1	154821-001		104	Looper Threading Label	1	155340-001	
41	Screw 3.57 x 6	2	009670-612		105	Label	1	146974-	
42-1	Supporter for Front Cover	1		A-42 Supporter for Front Cover Assembly 154823-001	107	Eye Guard	1	S00075-000	
42-2	Thread Bushing	2	146924-000		108	Screw 3.18 x 5	2	009660-512	
43	Screw 4.37	2	117160-001		109	Washer 3	2	025030-132	
					110	Supporter Plate	1	S00076-001	
					111	Screw 4.37	1	146597-101	
					112	Spring Washer	1	146598-001	
					113	Spacer	1	S00077-000	

**B. Crank shaft mechanism / Kurbelwelle**  
**Mécanisme du vilebrequin / Mecanismo del cigüeñal**

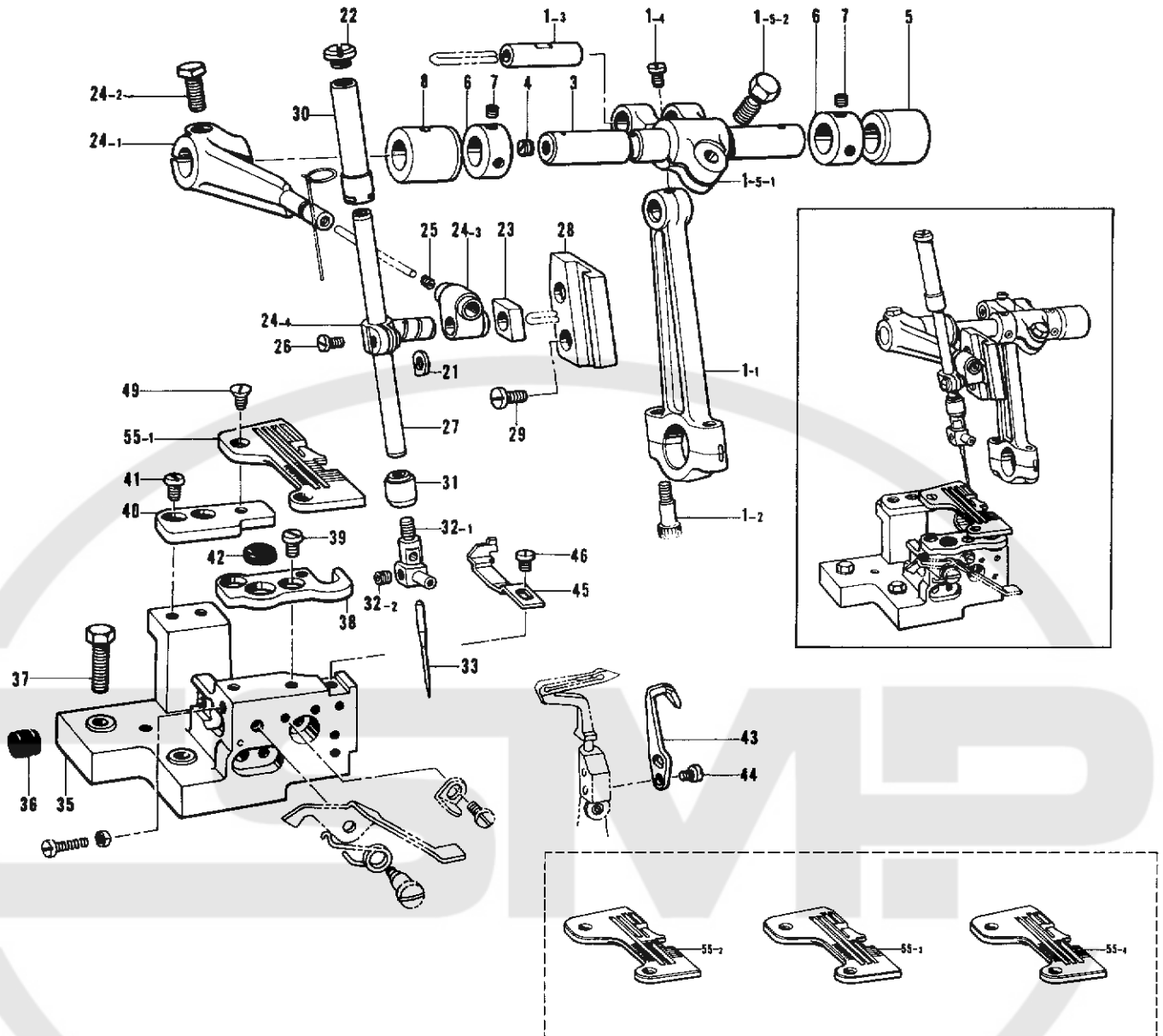


Ref. No.	Name of Parts	Q'ty	Parts No.	Assembly No.	Ref. No.	Name of Parts	Q'ty	Parts No.	Assembly No.
1	Crank Shaft F	1	*S00033-001		14	Bearing 6302Z	1	154878-001	
3	Bearing Cap	1	154868-001		15	Oil Rejector	1	154879-000	
4	Packing	1	154869-000		16	Spring	1	154880-001	
5	Screw 3.57 x 8	3	009670-812		17	Bearing Presser	1	154881-000	
7	Bearing 600IZ	1	S00285-000		18	Screw 4.37 x 10	3	009681-012	
8	Crank Shaft Bushing (L) Assembly	1	S00287-000		19-1	Pulley	1		B-19 Pulley Assembly S00034-001
9	Crank Shaft Bushing (M) Assembly	1	S00290-000		19-2	Fan	1		
10-1	Crank Shaft Bushing	1		B-10 Crank Shaft Bushing Assembly S00297-001	20	Key	1	154885-001	
10-2	Screw 4.37 x 14	2	148425-001		21	Washer	1	154886-001	
11	Screw 4.37	1	154875-001		22	Pulley Cover	1	154887-001	
12	Stop Ring	1	154876-001		23	Bolt 6.35 x 14	1	017771-412	
13	Bearing 6302	1	154877-001		24	Screw 4.76	1	013719-412	
					25	Screw 3.57	1	148294-001	

- ※ Crank Shaft (F) Assembly (B-1, C-1, H-1, J-1, K-1) S00072-001
- ※ Kurbelwelle (F) (B-1, C-1, H-1, J-1, K-1) S00072-001
- ※ Vilebrequin (F) (B-1, C-1, H-1, J-1, K-1) S00072-001
- ※ Cigüeñal (F) (B-1, C-1, H-1, J-1, K-1) S00072-001

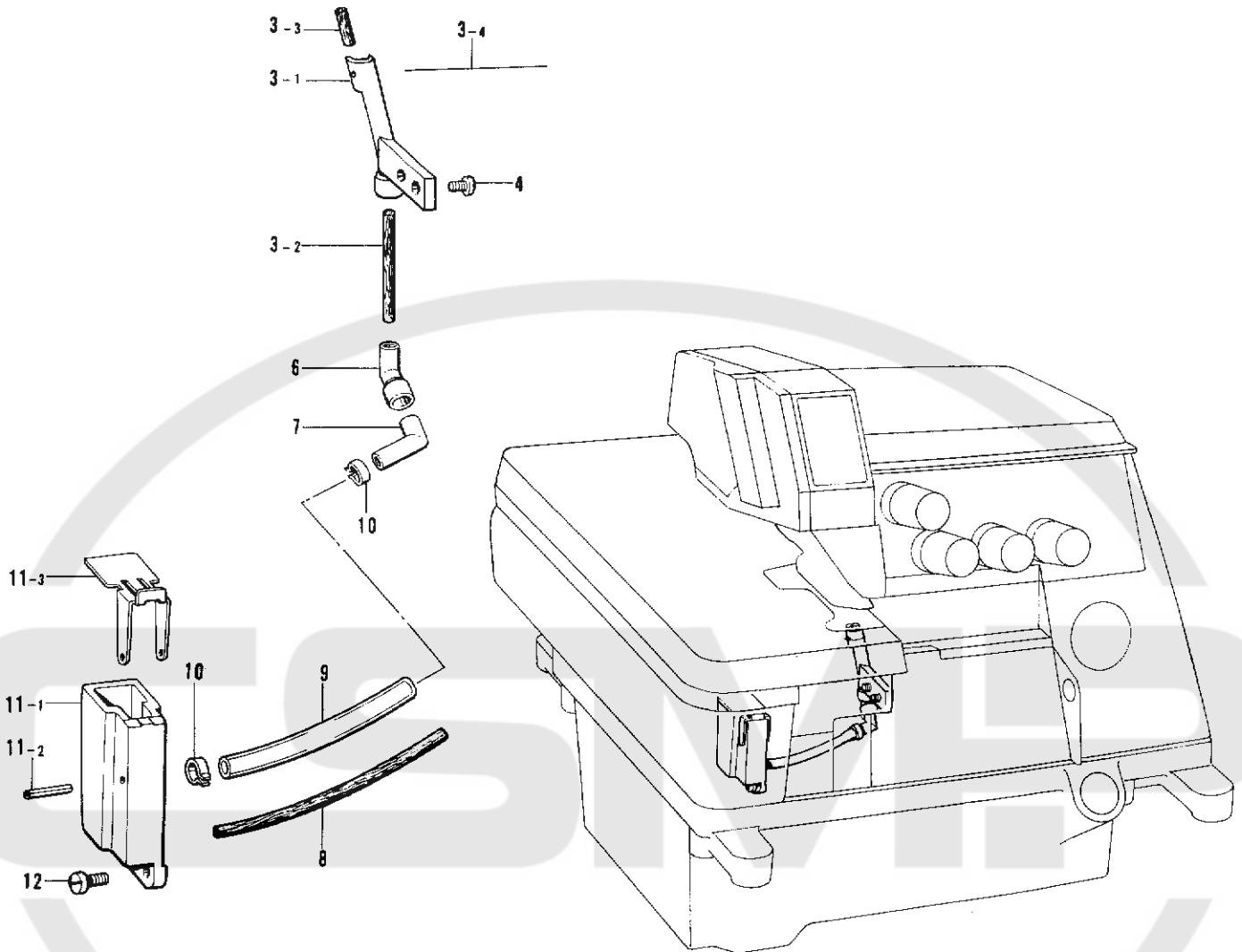


C. Needle bar mechanism / Nadelstangenvorrichtung  
 Mécanisme de la barre à aiguille / Mecanismo de la barra de aguja



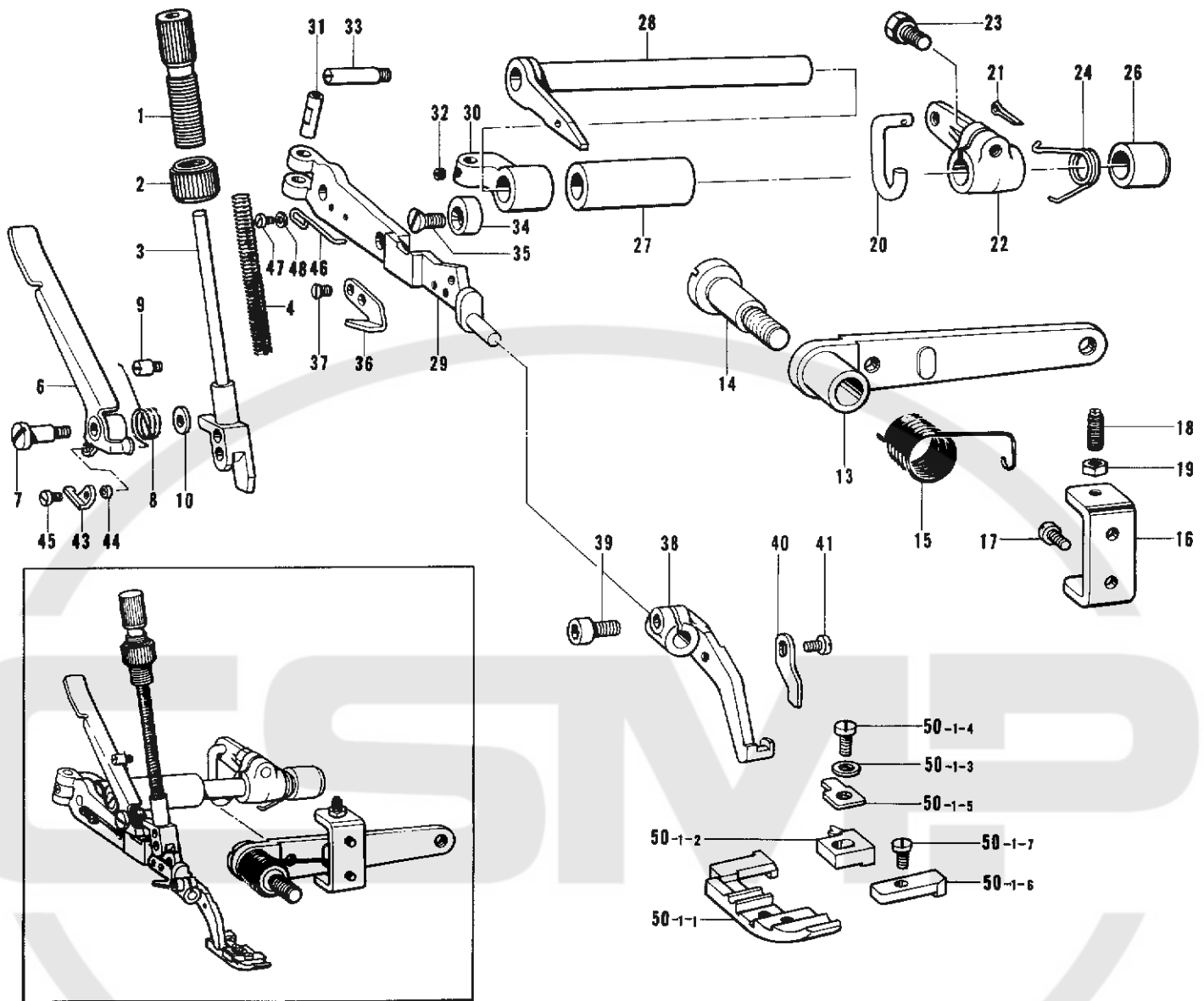
Ref. No.	Name of Parts	Q'ty	Parts No.	Assembly No.	Ref. No.	Name of Parts	Q'ty	Parts No.	Assembly No.
1-1	Needle Arm Driving Crank Rod	1		C-1	29	Screw 4.37 x 7	2	009680-712	
1-2	Screw 4.37 x 14	2	148425-001	Needle Arm Driving Crank Rod Assembly * S00037-001	30	Needle Bar Bushing (U)	1	S00048-001	
1-3	Pin	1			31	Needle Bar Bushing (D)	1	S00389-000	
1-4	Screw 4.37	1	100366-001	C-1-5 Needle Bar Crank Shaft Arm Assembly S00038-001	32-1	Needle Clamp	1		C-32 Needle Clamp Assembly 154906-001
1-5-1	Needle Bar Crank Shaft Arm	1			32-2	Screw 3.18	2	146427-001	
1-5-2	Bolt 6.35 x 16	1	149170-001	33	Needle DC x 27	1	151474-		
3	Needle Bar Crank Shaft	1	S00121-001	35	Needle Plate Support Bracket	1	154922-001		
4	Screw 5.95	1	100260-001	36	Oil Cap	1	154923-001		
5	Bushing (Right)	1	S00041-000	37	Bolt 6.35 x 25	2	017782-512		
6	Set Collar	2	140092-001	38	Needle Plate Supporter (F)	1	146494-001		
7	Screw 4.37	4	014680-422	39	Screw 4.37 x 5	2	001680-512		
8	Bushing (Left)	1	S00042-000	40	Needle Plate Supporter (B)	1	146495-001		
21	Spacer	1	154901-001	41	Screw 4.37 x 5	2	001680-512		
22	Screw 8.73	1	S00049-001	42	Cloth Plate Cushion (B)	1	111486-001		
23	Needle Bar Guide Slide Block	1	159638-001	43	Movable Needle Guard	1	158433-001		
24-1	Needle Arm	1		44	Screw 3.57 x 8	2	009670-812		
24-2	Bolt 6.35 x 16	1	017771-612	45	Chain Stitch Needle Guard (F)	1	146726-001		
24-3	Needle Bar Connector	1		46	Screw 3.57 x 6	1	009670-612		
24-4	Needle Bar Clamp	1		49	Screw 4.37	2	100032-003		
25	Screw 3.18	1	146427-001	55-1	Needle Plate	1	S00124-001		
26	Screw 3.57 x 8	1	009670-812	55-2	Needle Plate	1	S00282-001		
27	Needle Bar	1	S00046-001	55-3	Needle Plate	1	146734-001		
28	Needle Bar Guide	1	S00047-001	55-4	Needle Plate (Shirring, Piping)	1	S01144-001		
				C-24 Needle Bar Clamp Assembly S00122-001					

D. Needle cooler / Nadelkühlungsvorrichtung  
 Mécanisme du refroidisseur d'aiguille / Mecanismo del enfriador de aguja



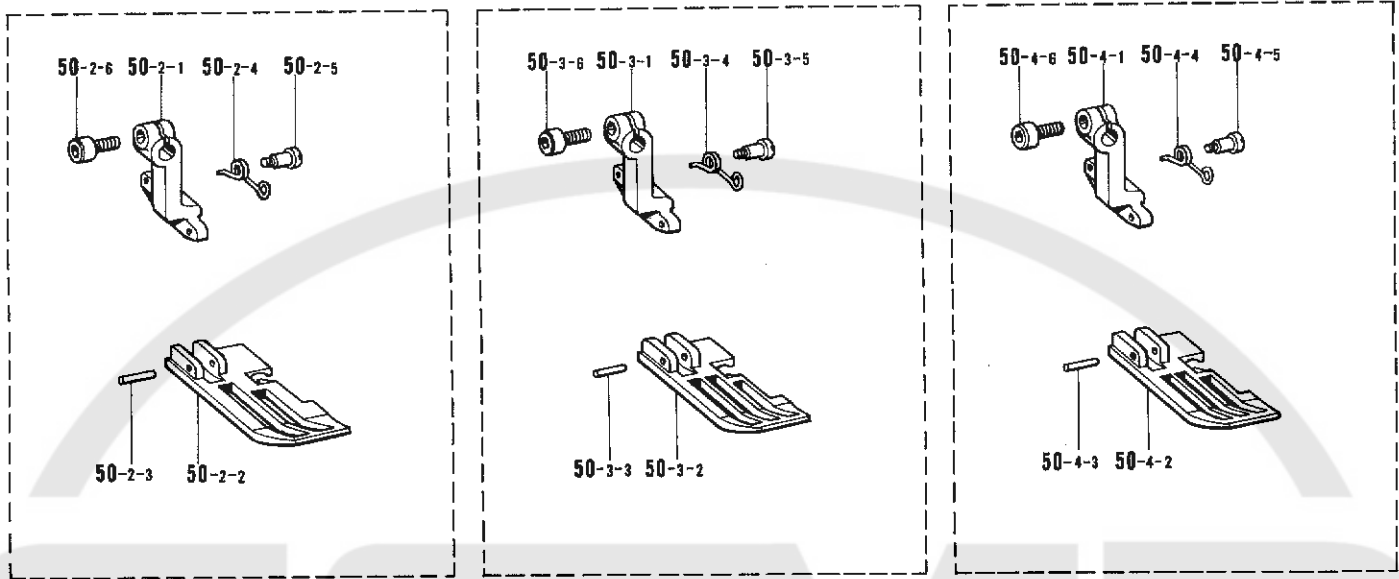
Ref. No.	Name of Parts	Q'ty	Parts No.	Assembly No.	Ref. No.	Name of Parts	Q'ty	Parts No.	Assembly No.
3-1	Felt Supporter	1	154931-000	D-3 Felt Holder Assembly 154930-001	8	Felt	1	154941-000	
3-2	Felt	1	154932-000		9	Vinyl Tube	1	155283-000	
3-3	Felt (S)	1	146740-000		10	Stop Ring	2	147942-001	
3-4	Steel Wire	1	147738-000		11-1	Needle Cooler	1		D-11 Needle Cooler Assembly 154943-001
4	Screw 3.57	2	100257-010	11-2	Pin	1	047201-640		
6	Pipe Joint (A)	1	154939-000	11-3	Needle Cooler Tank Cover	1	154945-001		
7	Pipe Joint (B)	1	154940-000	12	Screw 3.57 x 10	2	009671-012		

E. Presser foot mechanism (1) / Stoffdrückerfuß (1)  
 Mécanisme du pied presseur (1) / Mecanismo del prensa telas(1)



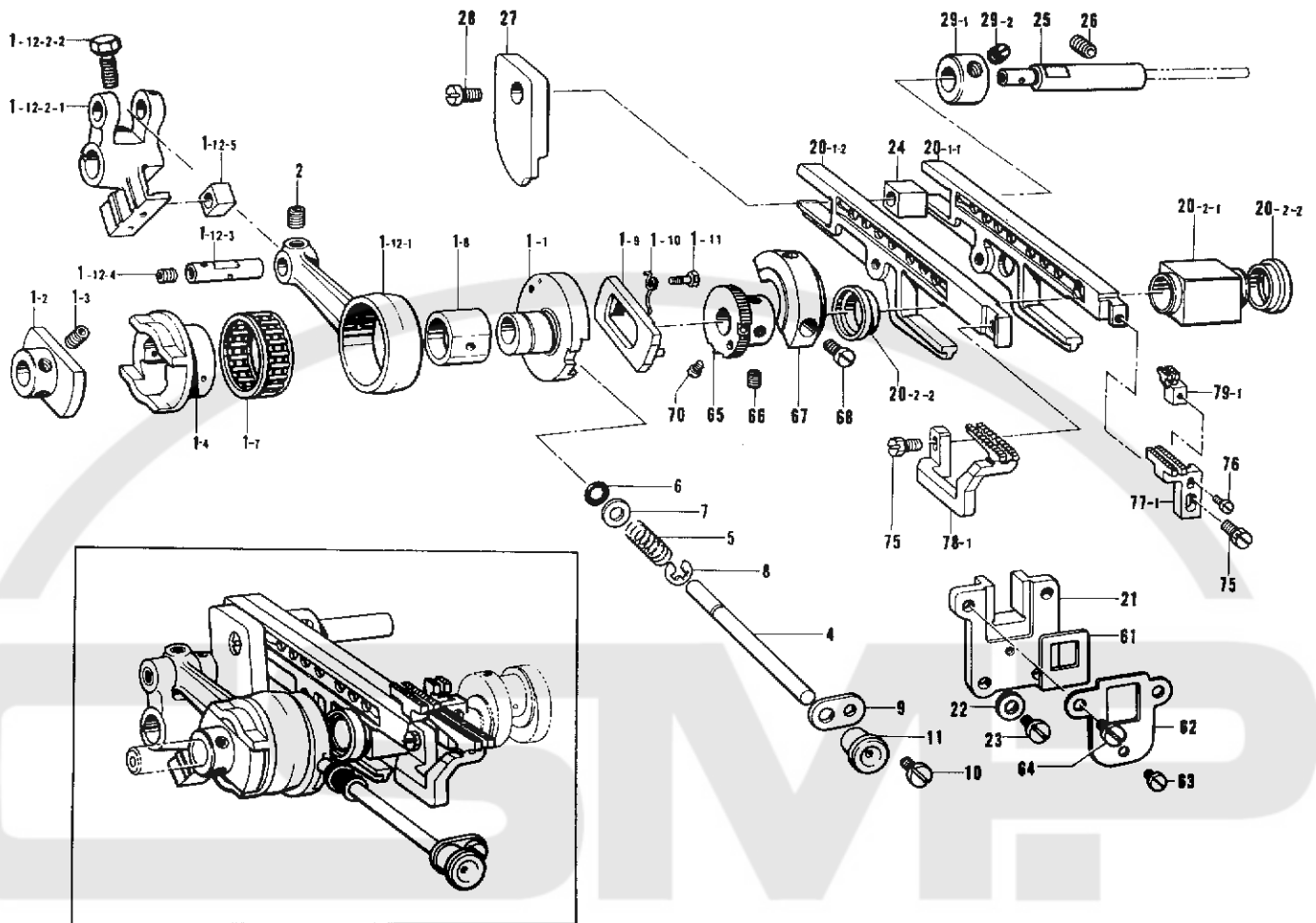
Ref. No.	Name of Parts	Q'ty	Parts No.	Assembly No.	Ref. No.	Name of Parts	Q'ty	Parts No.	Assembly No.
1	Screw	1	S00050-001		30	Presser Arm Supporter	1	154961-001	
2	Nut	1	S00051-001		31	Pin for Presser Arm Shaft	1	154962-001	
3	Presser Bar	1	S00052-001		32	Screw 4.37	1	153675-001	
4	Spring	1	144081-001		33	Screw 4.37	1	S00128-001	
6	Presser Bar Lifter	1	S01082-001		34	Presser Arm Stopper	1	144088-001	
7	Screw 4.76	1	141598-001		35	Screw 4.76	1	107231-002	
8	Spring	1	S00054-001		36	Trimming Knife	1	148259-001	
9	Spring Hook	1	S00055-001		37	Screw 3.18	2	141542-001	
10	Washer	1	146354-001		38	Sub-Presser Arm	1	S00129-001	
13	Presser Foot Lifter Lever	1	S00125-001		39	Bolt 3.57 x 8	1	154965-001	
14	Screw 7.94	1	148372-001		40	Presser Stopper	1	S00132-001	
15	Spring	1	143325-001		41	Screw 3.18 x 4.5	1	009669-412	
16	Lever Adjust Plate	1	S00126-001		43	Presser Bar Lifter Plate	1	S01083-001	
17	Screw 4.37 x 7	2	009680-712		44	Collar	1	S01084-001	
18	Screw 4.76	2	153483-001		45	Screw 3.18 x 3.5	1	009669-312	
19	Nut 4.76	2	110161-006		46	Spring	1	S01086-001	
20	Presser Foot Lifter Link	1	S00276-001		47	Screw 3.18 x 3.5	2	009669-312	
21	Pin	1	110793-001		48	Washer 3.18	2	025660-132	
22	Presser Foot Lifter Inside Lever	1	S00275-001		50-1-1	Presser Foot	1		E-50-1 Presser Foot Assembly S00130-001
23	Bolt 6.35 x 16	1	149170-001		50-1-2	Presser Foot Stitch Tongue	1	146886-001	
24	Spring	1	154957-001		50-1-3	Washer 3	1	025030-132	
26	Bushing (Right)	1	140262-000		50-1-4	Screw 3.18	1	100080-004	
27	Bushing (Left)	1	S00127-000		50-1-5	Presser Foot Hinge Spring	1	146887-001	
28	Presser Arm Shaft	1	S01080-001		50-1-6	Presser Foot (Front)	1	146888-001	
29	Main Presser Arm	1	S01081-001		50-1-7	Screw 2.38 x 3.5	1	009639-312	

E. Presser foot mechanism (2) / Stoffdrückerfuß (2)  
 Mécanisme du pied presseur (2) / Mecanismo del prensa telas(2)



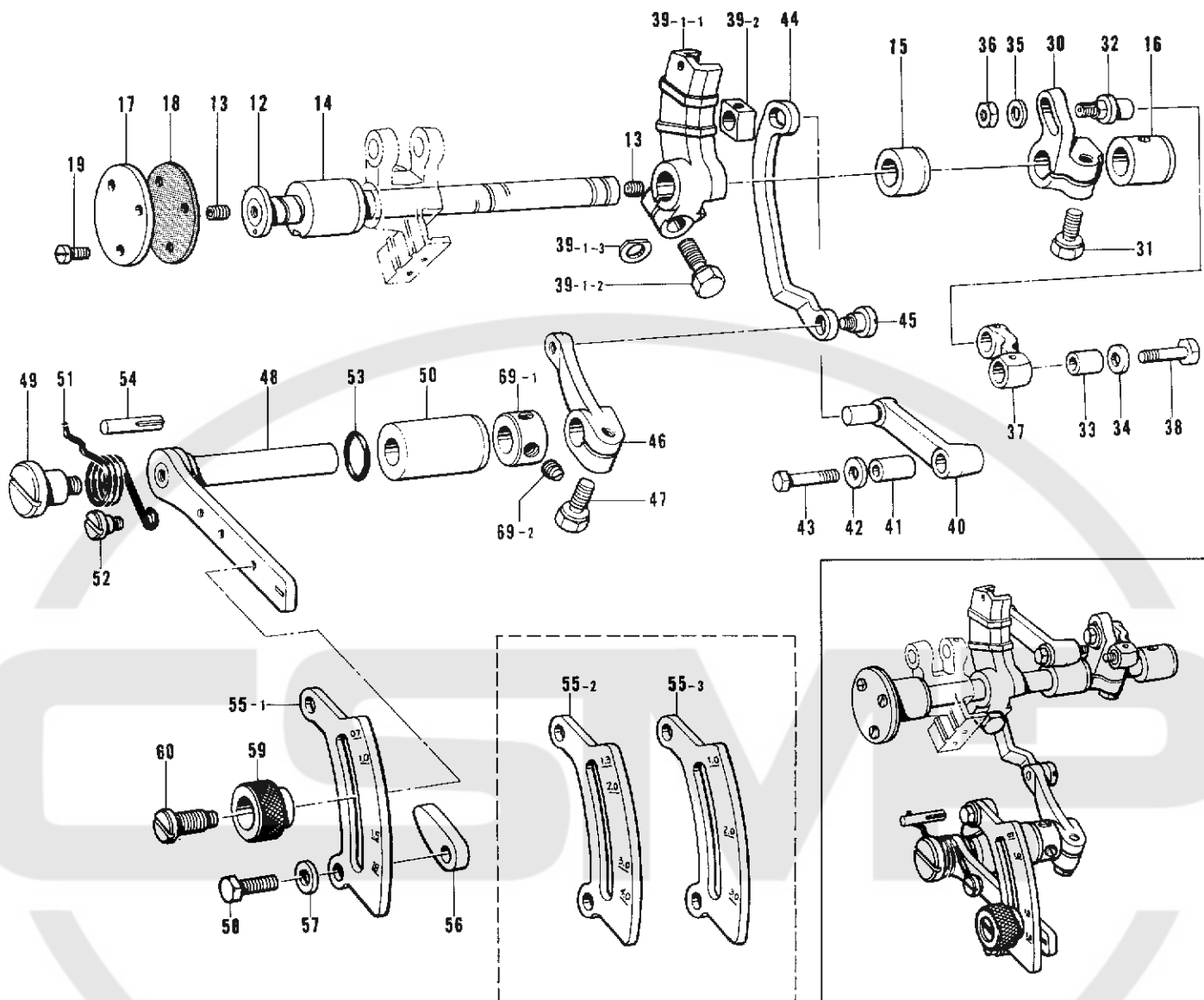
Ref. No.	Name of Parts	Q'ty	Parts No.	Assembly No.	Ref. No.	Name of Parts	Q'ty	Parts No.	Assembly No.
50-2-1	Sub-Presser Arm	1		E-50-2 Presser Foot Assembly S00235-001	50-3-4	Spring	1	S00238-001	E-50-3 Presser Foot Assembly S01128-001 (Shirring)
50-2-2	Presser Foot	1			50-3-5	Screw	1	142247-001	
50-2-3	Pin	1	142243-000		50-3-6	Bolt 3.57 x 8	1	154965-001	
50-2-4	Spring	1	S00238-001		50-4-1	Sub-Presser Arm	1		E-50-4 Presser Foot Assembly S01130-001 (Piping)
50-2-5	Screw	1	142247-001		50-4-2	Presser Foot	1		
50-2-6	Bolt 3.57 x 8	1	154965-001		50-4-3	Pin	1	142243-000	
50-3-1	Sub-Presser Arm	1		50-4-4	Spring	1	S00238-001		
50-3-2	Presser Foot	1		50-4-5	Screw	1	142247-001		
50-3-3	Pin	1	142243-000	50-4-6	Bolt 3.57 x 8	1	154965-001		

F. Feed mechanism (1) / Transportvorrichtung (1)  
 Mécanisme de l'entraînement (1) / Mecanismo de la alimentación (1)



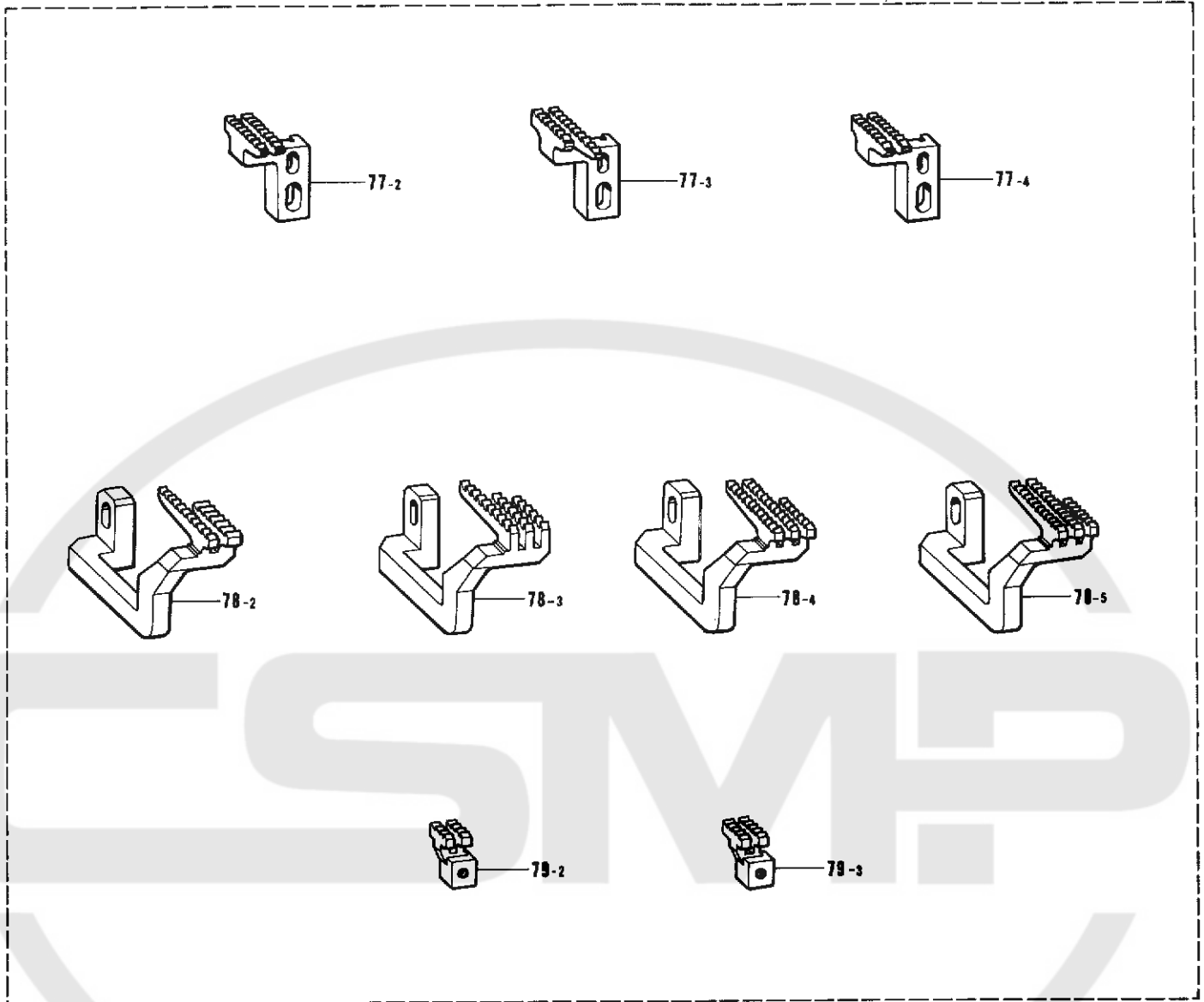
Ref. No.	Name of Parts	Q'ty	Parts No.	Assembly No.	Ref. No.	Name of Parts	Q'ty	Parts No.	Assembly No.
1- 1	Eccentric Wheel	1		F-1 Eccentric Wheel Assembly S00133-001	21	Feed Bar Guide	1	155151-000	F-29 Set Collar with Screw 156809-001
1- 2	Eccentric Wheel Holder	1			22	Washer	2	100645-003	
1- 3	Screw 4.37	2	014680-422		23	Screw 4.37	2	107407-003	
1- 4	Eccentric Wheel	1			24	Feed Bar Guide Block	1	146547-000	
1- 7	Needle Roller Bearing 28	1			25	Feed Bar Guide Block Shaft	1	155152-001	
1- 8	Eccentric Wheel Block	1			26	Screw 6.35	1	014780-622	
1- 9	Ratchet Stopper	1			27	Differential Link Guide	1	155153-000	
1-10	Spring	1	155132-001		28	Screw 4.37 x 7	1	009680-712	
1-11	Screw 2.38	1	155133-001		29-1	Set Collar	1		
1-12-1	Feed Connecting Rod	1			29-2	Screw 6.35 x 6	2	014770-622	
1-12-2-1	Feed Arm	1			61	Fragment Protector	1	155177-000	
1-12-2-2	Bolt 6.35 x 16	1	149170-001	62	Fragment Protector Plate	1	155178-001		
1-12-3	Pin	1		63	Screw 3.57	1	106568-003		
1-12-4	Screw 6.35 x 6	1	014770-622	64	Screw 4.37	2	107407-003		
1-12-5	Slide Block	1		65	Ratchet	1	S00153-001		
2	Screw 4.37	1	014680-422	66	Screw 4.37	2	014680-622		
4	Feed Adjusting Shaft	1	155138-001	67	Balance Weight	1	155180-001		
5	Spring	1	155139-001	68	Screw 4.37	2	105176-001		
6	Packing	1	118770-001	70	Screw 2.38	2	155560-001		
7	Washer	1	113431-002	75	Bolt 4.37	2	117516-001		
8	Stop Ring E-4	1	048040-342	76	Screw 2.38 x 8	1	009630-812		
9	Supporter for Feed Adjusting Shaft	1	146536-001	77-1	Main Feed Dog	1	S00145-001		
10	Screw 3.57 x 6	1	009670-612	78-1	Differential Feed Dog	1	146748-001		
11	Cap	1	155348-000	79-1	Chain Feed Dog (G)	1	S00147-001		
20- 1-1	Main Feed Bar	1							
20- 1-2	Differential Feed Bar	1		F-20 Feed Bar Guide Block Assembly S00373-001					
20- 2-1	Feed Lifting Slide Block	1	S00371-000						
20- 2-2	Block Oil Reject	2	S00372-000						

F. Feed mechanism (2) / Transportvorrichtung (2)  
 Mécanisme de l'entraînement (2) / Mecanismo de la alimentación (2)



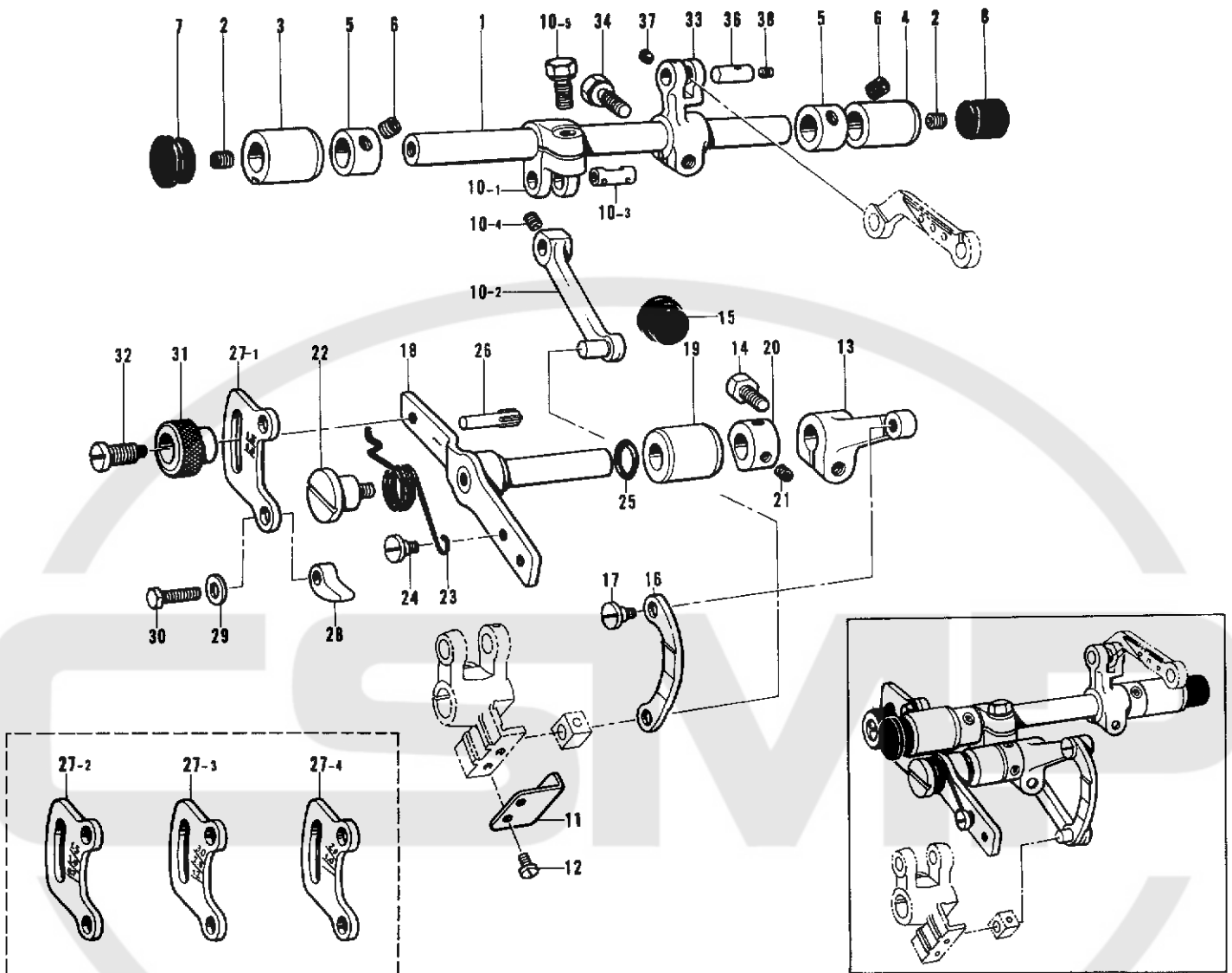
Ref. No.	Name of Parts	Q'ty	Parts No.	Assembly No.	Ref. No.	Name of Parts	Q'ty	Parts No.	Assembly No.
12	Feed Shaft	1	S00140-001		43	Feed Link Shaft (Large)	1	140217-001	
13	Screw 6.35 x 6	2	014770-622		44	Differential Feed Adjuster Link	1	155166-001	
14	Feed Shaft Bushing (L)	1	155141-000		45	Screw 5.56	1	155167-001	
15	Feed Shaft Bushing (M)	1	S00141-000		46	Differential Feed Link Lever	1	155168-001	
16	Feed Shaft Bushing (R)	1	155143-000		47	Bolt 6.35 x 14	1	15516-001	
17	Cover for Feed Shaft Bushing (L)	1	155144-001		48	Differential Feed Adjusting Lever	1	155169-001	
18	Packing	1	155145-000		49	Screw 5.56	1	146559-001	
19	Screw 3.57 x 8	3	009670-812		50	Adjusting Lever Bushing	1	155170-000	
30	Main Feed Arm	1	S00142-001		51	Spring	1	155171-001	
31	Bolt 6.35 x 16	1	149170-001		52	Screw 4.76	1	100294-002	
32	Main Feed Shaft	1	S00143-001		53	"O" Ring	1	109203-001	
33	Main Feed Link Bushing	1	155156-001		54	Dowel Pin	1	140063-001	
34	Washer	1	155157-001		55-1	Differential Stitch Control Plate	1	S00148-001	
35	Washer	1	113431-002		55-2	Differential Stitch Control Plate (Bulky)	1	155173-001	
36	Nut 4.76	1	148838-001		55-3	Differential Stitch Control Plate (Shirring, Piping)	1	155174-001	
37	Main Feed Link	1	S00144-001		56	Stopper for Differential Stitch Control	2	146563-001	
38	Main Feed Link Shaft (Small)	1	140210-001		57	Washer	2	118735-002	
39-1-1	Differential Feed Arm	1		F-39	58	Bolt 6.35 x 14	2	017781-412	
39-1-2	Bolt 6.35 x 16	1	149170-001	Differential Feed Arm Block Assembly 155159-001	59	Knob	1	155175-001	
39-1-3	Spacer	1	155162-001		60	Screw	1	155176-001	
39-2	Differential Feed Block	1			69-1	Set Collar	1		F-69 Set Collar with Screw 181969-003
40	Differential Feed Link	1	155164-001		69-2	Screw 6.35	2	101706-001	
41	Differential Feed Link Bushing	1	155165-001						
42	Washer	1	155157-001						

F. Feed mechanism (3) / Transportvorrichtung (3)  
 Mécanisme de l'entraînement (3) / Mecanismo de la alimentación (3)



Ref. No.	Name of Parts	Q'ty	Parts No.	Assembly No.	Ref. No.	Name of Parts	Q'ty	Parts No.	Assembly No.
77-2	Main Feed Dog	1	146744-001		78-4	Differential Feed Dog (Shirring)	1	S01146-001	
77-3	Main Feed Dog (Bulky)	1	146745-001		78-5	Differential Feed Dog (Piping, Taping)	1	S01147-001	
77-4	Main Feed Dog (Shirring, Piping, Taping)	1	S01145-001		79-2	Chain Feed Dog A	1	146577-001	
78-2	Differential Feed Dog	1	S00281-001		79-3	Chain Feed Dog B (Bulky)	1	146578-001	
78-3	Differential Feed Dog (Bulky)	1	146750-001						

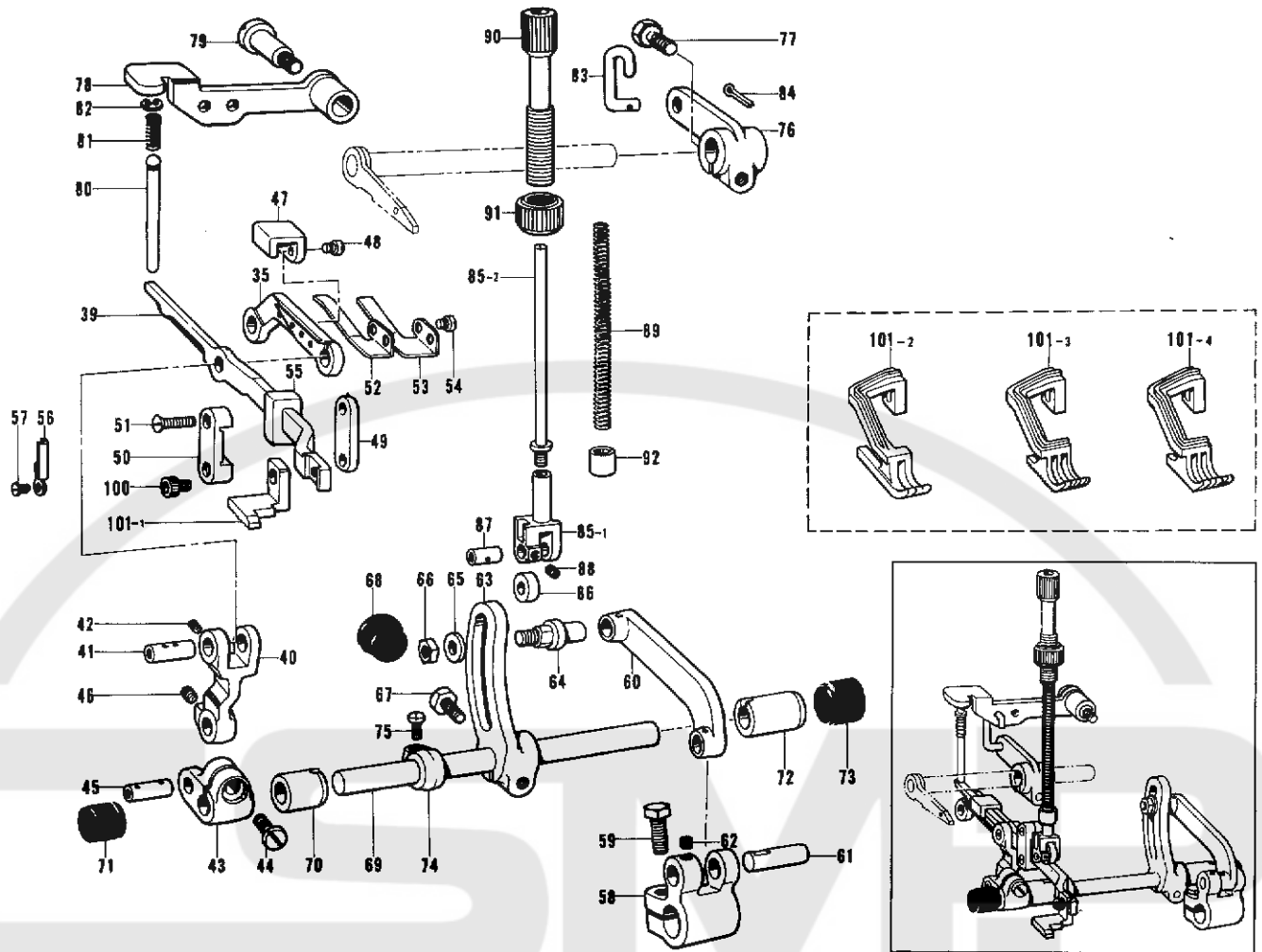
G. Upper feed mechanism (1) / Obertransportvorrichtung (1)  
 Mécanisme de l'entraînement supérieur (1) / Mecanismo de la alimentación superior (1)



Ref. No.	Name of Parts	Q'ty	Parts No.	Assembly No.	Ref. No.	Name of Parts	Q'ty	Parts No.	Assembly No.
1	Feed Rock Shaft	1	S00154-001		20	Set Collar	1	155533-001	
2	Screw 6.35 x 6	2	014770-622		21	Screw 4.37	2	014680-422	
3	Bushing (Left)	1	S00155-000		22	Screw 5.56	1	146559-001	
4	Bushing (Right)	1	S00156-000		23	Spring	1	S00167-001	
5	Set Collar	2	S00157-001		24	Screw 4.76	1	100294-002	
6	Screw 5.95	4	152718-001		25	"O" Ring	1	109203-001	
7	Oil Cap	1	150756-000		26	Pin	1	140063-001	
8	Oil Cap	1	S00313-000		27-1	Upper Feed Regulator Plate	1	S00168-001	
10-1	Feed Rock Arm (A)	1		G-10 Feed Rock Arm Assembly S00158-001	27-2	Upper Feed Regulator Plate	1	S00239-001	
10-2	Feed Link	1			27-3	Upper Feed Regulator Plate (Bulky)	1	S01093-001	
10-3	Feed Rock Arm Stud	1			27-4	Upper Feed Regulator Plate (Shirring, Piping)	1	S01094-001	
10-4	Screw 4.37	1	014680-422		28	Stopper	2	S00169-001	
10-5	Bolt 6.35 x 16	1	149170-001		29	Washer	2	118735-002	
11	Link Guide Plate	1	S00162-001		30	Bolt 6.35 x 14	2	017781-412	
12	Screw 3.57 x 5	2	009670-512		31	Knob	1	155175-001	
13	Link Lever	1	S00163-001		32	Screw	1	155176-001	
14	Bolt 6.35 x 14	1	017771-412		33	Feed Rock Arm (B)	1	S00170-001	
15	Oil Cap	1	104449-001		34	Bolt 6.35 x 16	1	149170-001	
16	Feed Adjusting Link	1	S00164-001	36	Stud	1	S00172-001		
17	Screw 5.56	1	155167-001	37	Screw 3.57	1	148294-001		
18	Feed Adjusting Lever	1	S00165-001	38	Screw 3.18	1	146427-001		
19	Bushing	1	S00166-000						

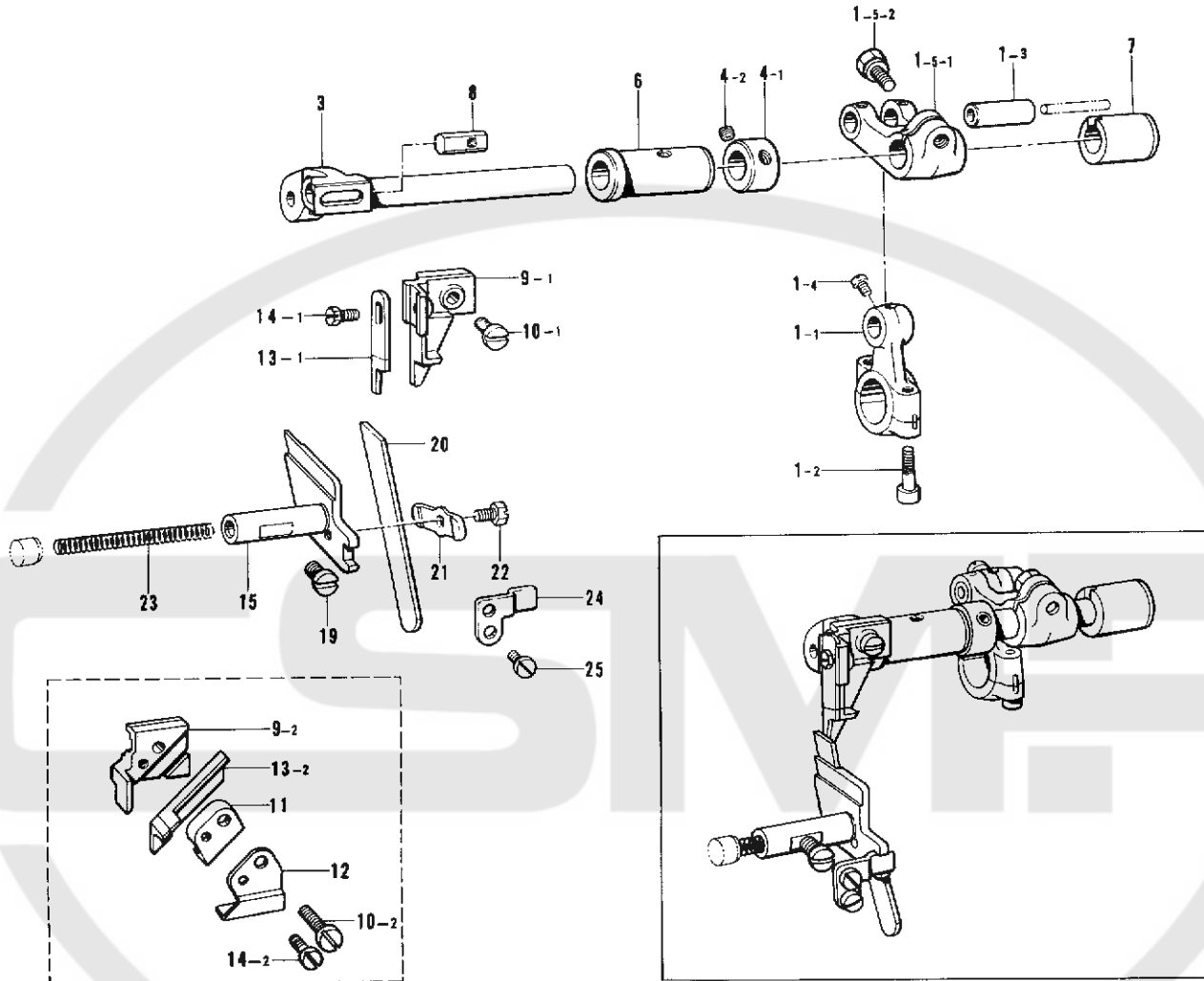


G. Upper feed mechanism (2) / Obertransportvorrichtung (2)  
 Mécanisme de l'entraînement supérieur (2) / Mecanismo de la alimentación superior (2)



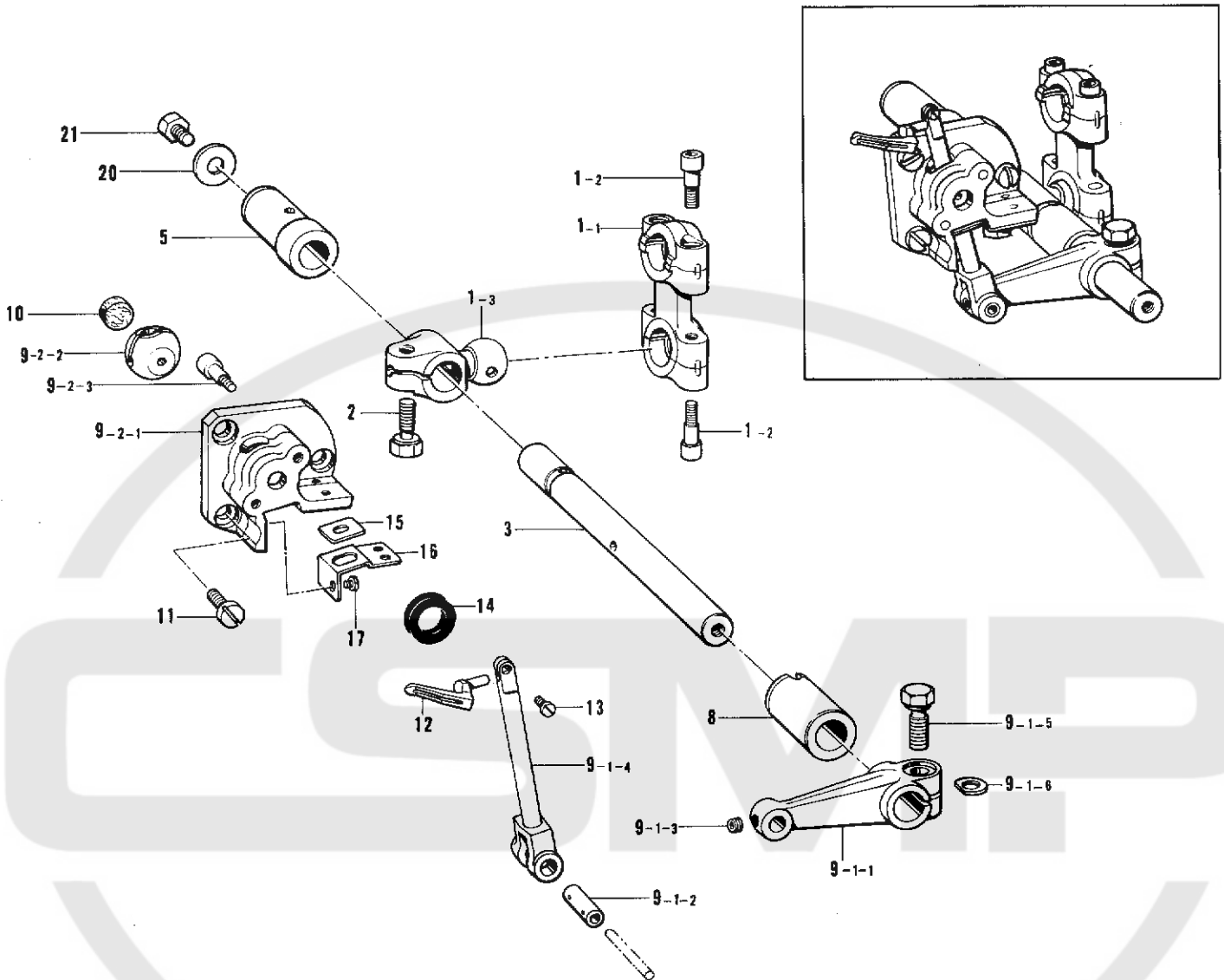
Ref. No.	Name of Parts	Q'ty	Parts No.	Assembly No.	Ref. No.	Name of Parts	Q'ty	Parts No.	Assembly No.
35	Upper Feed Connecting Rod	1	S00171-001		70	Bushing (L)	1	S00190-000	
39	Upper Feed Bar	1	S00173-001		71	Oil Cap	1	140065-001	
40	Feed Forked Connector	1	S00174-001		72	Bushing (R)	1	S00191-000	
41	Stud	1	S00175-001		73	Oil Cap	1	154841-001	
42	Screw 3.57	1	148294-001		74	Set Collar	1	S00192-001	
43	Feed Rock Arm	1	S00176-001		75	Screw 4.37 x 7	1	009680-712	
44	Screw 5.95 x 12	1	009761-212		76	Upper Feed Lifting Arm	1	S00193-001	
45	Pin	1	S00177-001		77	Bolt 6.35 x 16	1	149170-001	
46	Screw 4.37	1	014680-422		78	Upper Feed Lifting Lever	1	S00194-001	
47	Upper Feed Bar Guide (A)	1	S00178-001		79	Screw 5.95	1	S00195-001	
48	Screw 3.57 x 5	2	001670-512		80	Upper Feed Lifting Shaft	1	S00196-001	
49	Upper Feed Bar Guide (B)	1	S00179-000		81	Spring	1	S00197-001	
50	Upper Feed Bar Guide (B) Cover	1	S00180-000		82	Stop Ring E-4	1	048040-342	
51	Screw 3.57 x 14	2	151626-001		83	Presser Lifting Link	1	S00198-001	
52	Spring Plate (U)	1	S00181-001		84	Pin	1	110793-001	
53	Spring Plate (D)	1	S00182-001		85-1	Presser Bar Bracket	1	S00200-001	G-85 Upper Feed Presser Bar Assembly S00199-001
54	Screw 3.57 x 6	2	009670-612		85-2	Presser Bar	1	S00201-001	
55	Oil Rejector	1	S00183-000		86	Presser Bar Roller	1	S00202-001	
56	Fragment Protector Plate	1	S00184-001		87	Presser Bar Roller Stud	1	S00203-001	
57	Screw 3.57 x 6	1	009670-612		88	Screw 3.18	1	146427-001	
58	Feed Arm	1	S00185-001		89	Upper Feed Presser Spring	1	S00204-001	
59	Bolt 6.35 x 16	1	017771-612		90	Presser Adjusting Screw	1	S00205-001	
60	Feed Link	1	S00186-001		91	Nut for Presser Adjusting Screw	1	S00051-001	
61	Feed Rock Shaft Arm Pin	1	109153-001		92	Bushing	1	S00207-000	
62	Screw 4.37	1	014680-422		100	Screw 3.57 x 7	1	S00208-001	
63	Feed Adjusting Arm	1	S00187-001		101-1	Upper Feed Dog	1	S00209-001	
64	Feed Link Shaft	1	S00188-001		101-2	Upper Feed Dog	1	S00240-001	
65	Washer	1	113431-002		101-3	Upper Feed Dog (Shirring)	1	S01129-001	
66	Nut 4.76	1	148838-001		101-4	Upper Feed Dog (Piping)	1	S01131-001	
67	Bolt 6.35 x 14	1	017771-412						
68	Oil Cap	1	104449-001						
69	Feed Shaft	1	S00189-001						

H. Knife mechanism / Messer  
 Mécanisme du couteau / Mecanismo del cuchilla



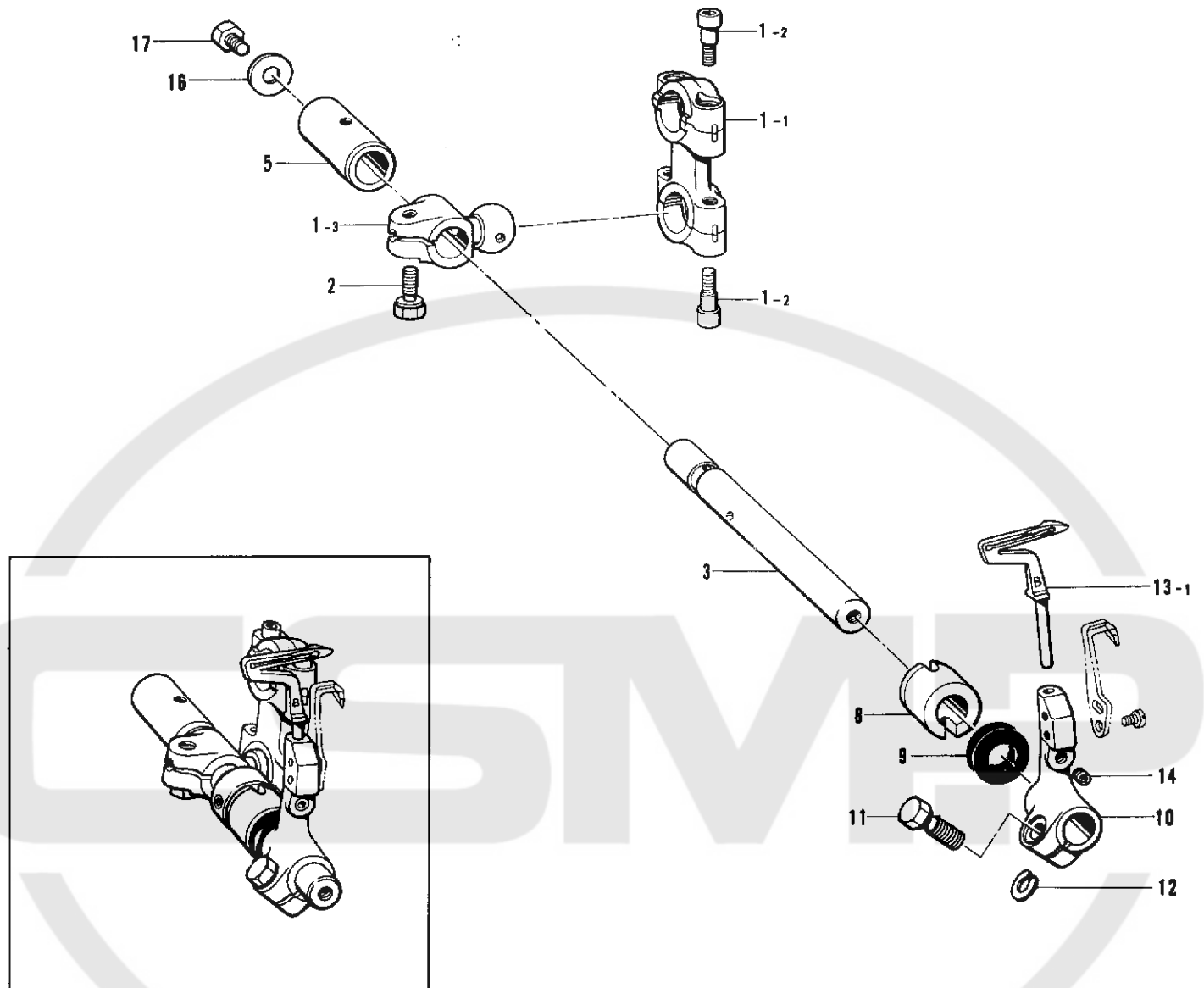
Ref. No.	Name of Parts	Q'ty	Parts No.	Assembly No.	Ref. No.	Name of Parts	Q'ty	Parts No.	Assembly No.
1- 1	Upper Knife Driving Rod	1		H-1	10- 1	Screw 4.37	1	107407-003	
1- 2	Screw 4.37 x 14	2	148425-001	Upper Knife Driving Rod Assembly *155181-001	10- 2	Screw 4.37 x 16	1	009681-612	
1- 3	Pin	1			11	Upper Knife Presser	1	148343-001	
1- 4	Screw 4.37	1	100366-001	H-1-5 Upper Knife Driving Lever Assembly 156318-001	12	Presser Plate	1	148344-001	
1-5-1	Upper Knife Driving Lever	1			13- 1	Upper Knife	1	144074-000	
1-5-2	Bolt 6.35 x 16	1	149170-001	13- 2	Angle Knife with Carbide Tip	1	148815-001		
3	Upper Knife Driving Arm	1	S00274-001	14- 1	Bolt 3.57	1	144075-001		
4-1	Set Collar	1		14- 2	Screw 3.57	1	113050-001		
4-2	Screw 5.95	2	152718-001	H-4 Set Collar 159441-001	15	Lower Knife Holder	1	155191-001	
6	Bushing (L)	1	155186-000		19	Screw 6.35	1	102627-001	
7	Bushing (R)	1	S00210-000	20	Lower Knife	1	155193-001		
8	Nut	1	148281-001	21	Lower Knife Presser Plate	1	155194-001		
9- 1	Upper Knife Holder	1	155187-001	22	Bolt 4.37	1	117516-001		
9- 2	Upper Knife Holder	1	155189-001	23	Spring	1	146584-001		
				24	Lower Knife Holder Guide	1	155195-001		
				25	Screw 3.57 x 6	2	009670-612		

**J. Over looper mechanism / Oberen Greifer**  
**Mécanisme du boucleur supérieur / Mecanismo del presilladora superior**



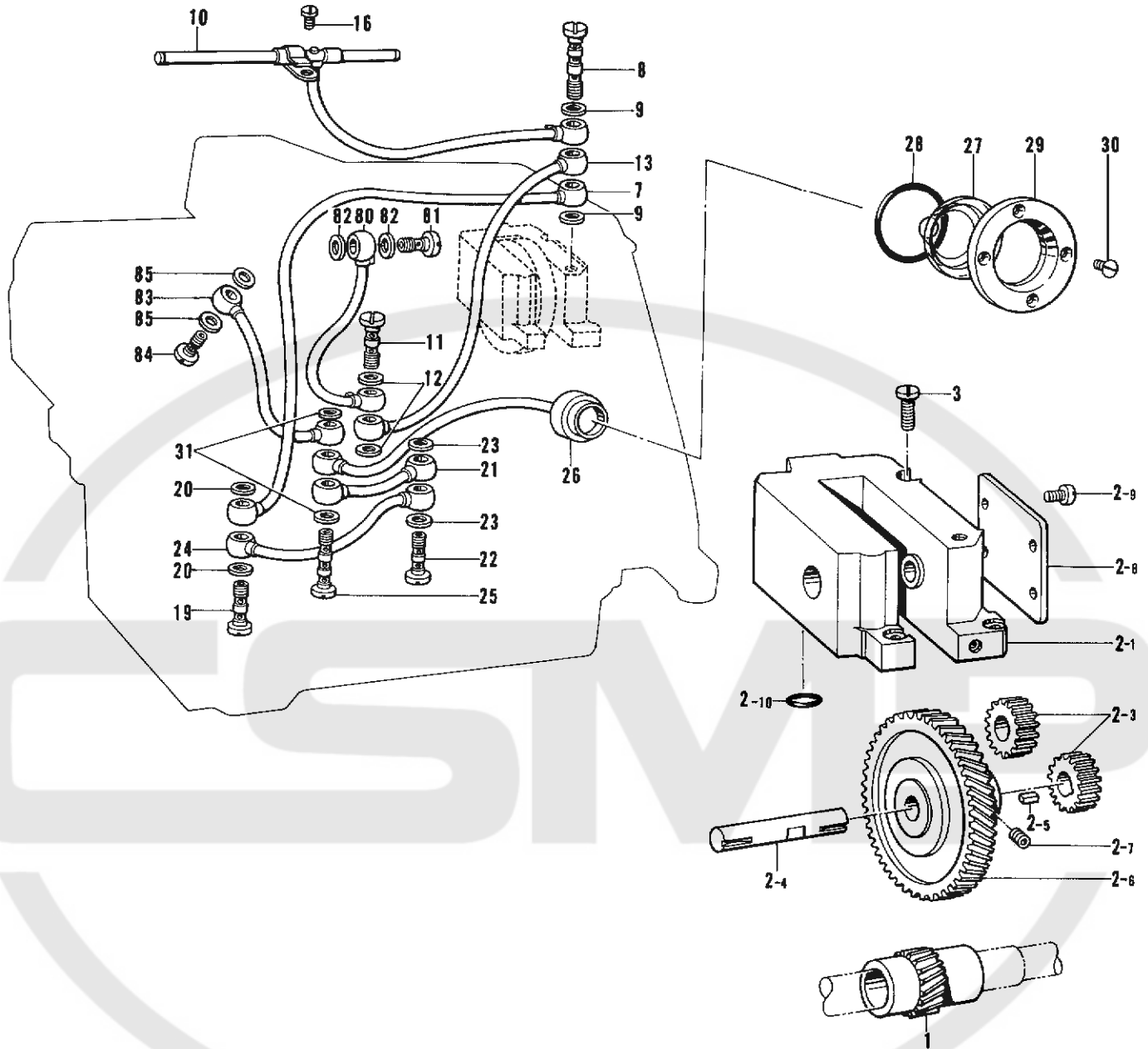
Ref. No.	Name of Parts	Q'ty	Parts No.	Assembly No.	Ref. No.	Name of Parts	Q'ty	Parts No.	Assembly No.
1-1	Looper Connecting Rod	1		J-1 Looper Connecting Rod Assembly *155225-001	9-2-1	Over Looper Holder Guide Base	1		J-9 Over Looper Assembly 155231-001
1-2	Screw 4.37 x 14	4	148425-001		9-2-2	Over Looper Holder Guide Block	1		
1-3	Looper Connecting Lever	1			9-2-3	Screw 4.37 x 14	2	148425-001	
2	Bolt 6.35 x 14	1	155516-001		10	Felt	1	155238-000	
3	Looper Shaft	1	155228-001		11	Screw 4.37 x 8	3	009680-812	
5	Bushing (B)	1	155229-000		12	Over Looper	1	155240-001	
8	Bushing (F)	1	S00379-000		13	Screw 3.18 x 6	1	009660-612	
9-1-1	Over Looper Driving Lever	1			14	Seal	1	155247-000	
9-1-2	Over Looper Holding Shaft	1			15	Over Looper Oil Rejector	1	156476-000	
9-1-3	Screw 4.37	1	014680-422	J-9 Over Looper Assembly 155231-001	16	Oil Rejector Supporter	1	156491-001	
9-1-4	Over Looper Holder	1			17	Screw 3.57	3	106568-003	
9-1-5	Bolt 6.35 x 16	1	149170-001		20	Washer	1	S00356-001	
9-1-6	Spacer	1	155162-001		21	Bolt 5.56 x 8	1	S00383-001	

**K. Under looper mechanism / Unterer Greifer**  
**Mécanisme du boucleur inférieur / Mecanismo del presilladora interior**



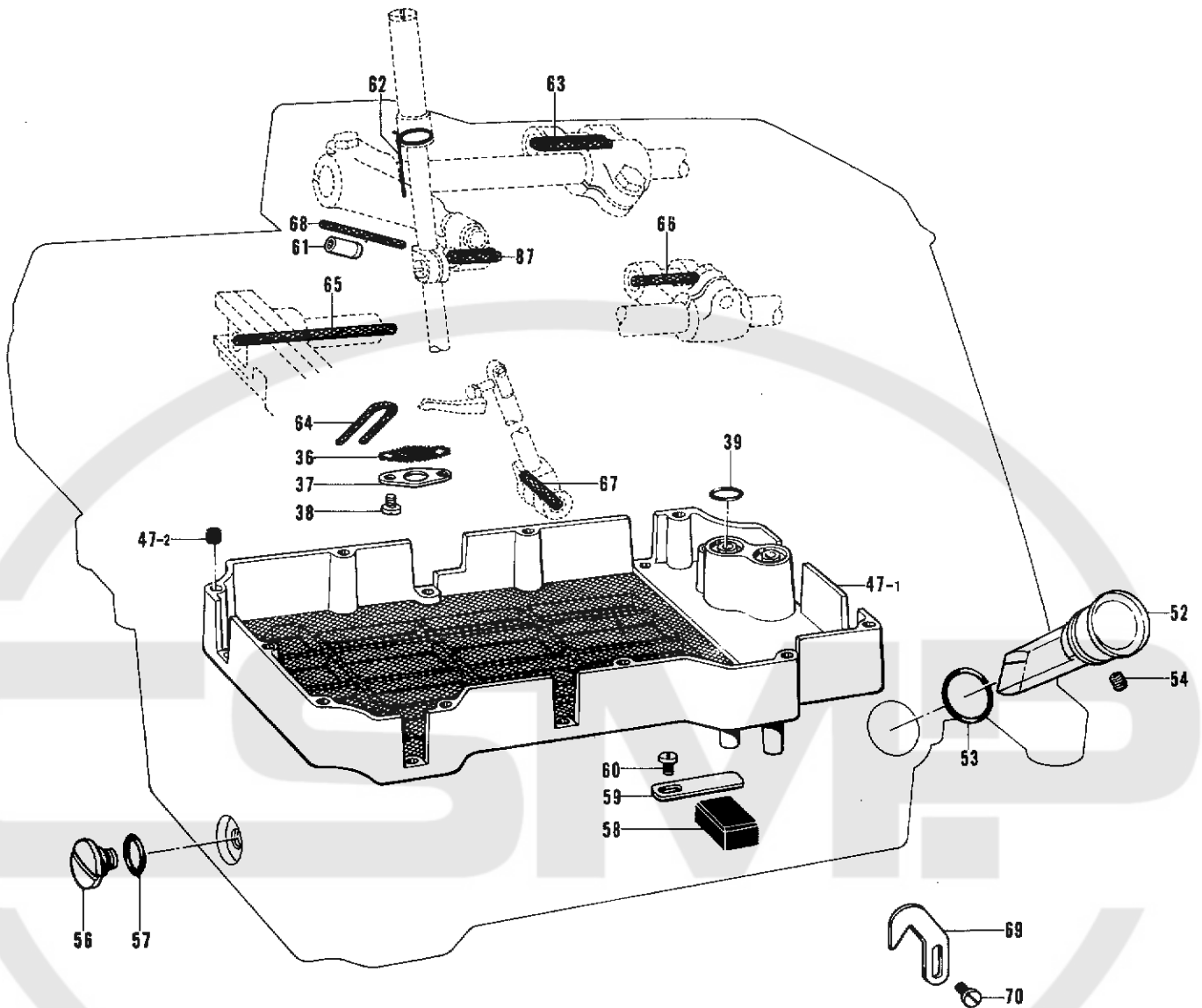
Ref. No.	Name of Parts	Q'ty	Parts No.	Assembly No.	Ref. No.	Name of Parts	Q'ty	Parts No.	Assembly No.
1-1	Looper Connecting Rod	1		K-1 Looper Connecting Rod Assembly *155225-001	10	Under Looper Holder	1	155248-001	
1-2	Screw 4.37 x 14	4	148425-001		11	Bolt 5.56 x 14	1	149171-001	
1-3	Looper Connecting Lever	1		12	Spacer	1	148782-001		
2	Bolt 6.35 x 14	1	d55516-001	13	Under Looper	1	159434-001		
3	Under Looper Shaft	1	155244-001	14	Screw 4.37	1	014680-422		
5	Upper Looper Shaft Bushing (B)	1	155245-000	16	Washer	1	S00356-001		
8	Under Looper Shaft Bushing (F)	1	155246-000	17	Bolt 5.56 x 8	1	S00383-001		
9	Seal	1	155247-000						

L. Lubrication (1) / Schmierung (1)  
 Lubrication (1) / Lubricación (1)



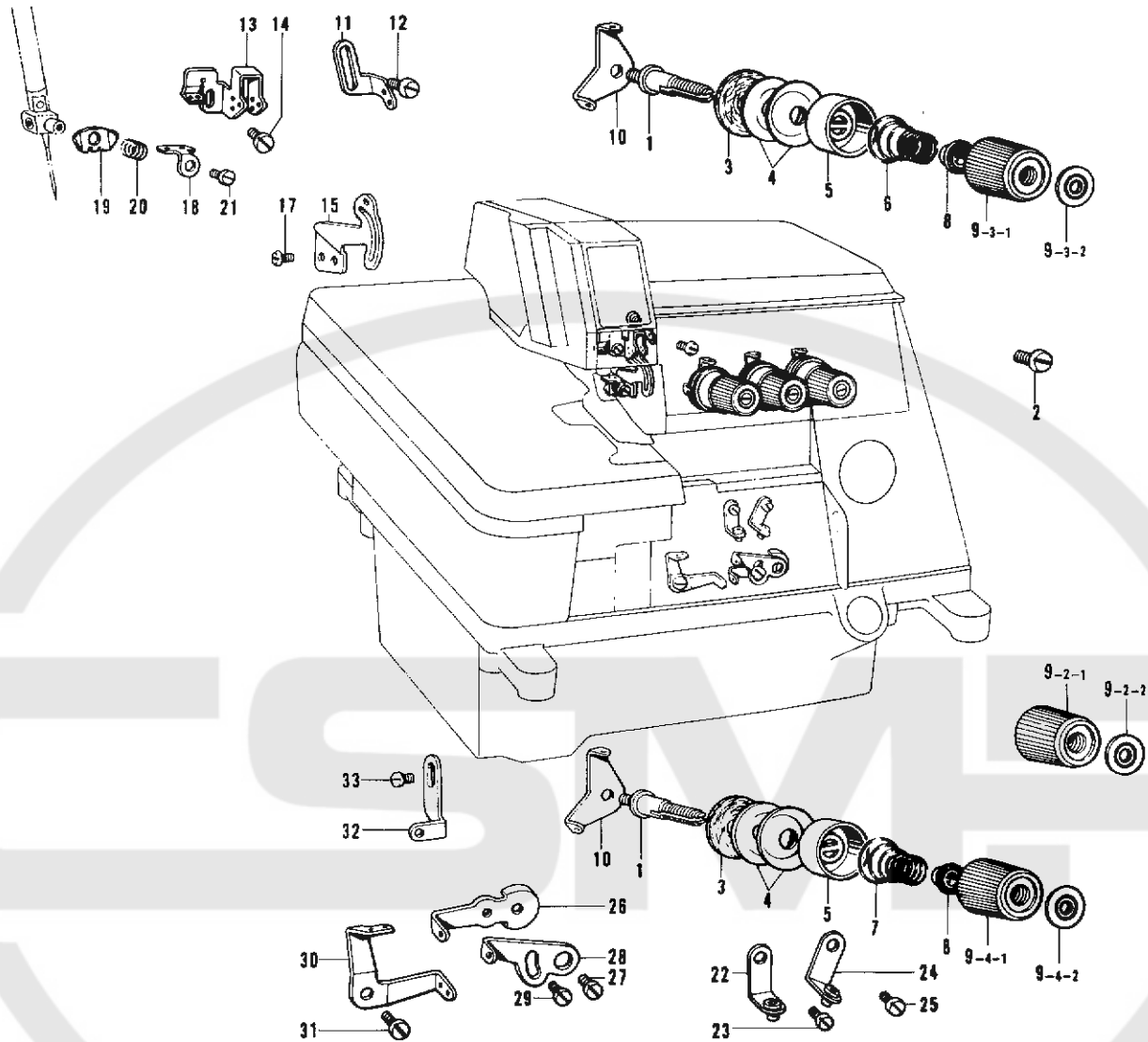
Ref. No.	Name of Parts	Q'ty	Parts No.	Assembly No.	Ref. No.	Name of Parts	Q'ty	Parts No.	Assembly No.
1	Gear S	1	156432-001	L-2 Pump Assembly S00057-001	19	Oil Feeding Pipe (A)	1	112364-001	
2- 1	Pump Case	1			20	Packing	2	112348-001	
2- 3	Pump Gear D	2	156426-000		21	Vinyl Tube	1	155282-001	
2- 4	Gear (L) Shaft	1	156427-001		22	Oil Feeding Pipe (B)	1	112364-001	
2- 5	Key	1	156429-001		23	Packing	2	112348-001	
2- 6	Gear L	1	156428-000		24	Vinyl Tube	1	155284-001	
2- 7	Screw 4.37 x 6	2	014680-622		25	Oil Feeding Pipe (A)	1	112351-001	
2- 8	Pump Cover	1	156430-001		26	Pilot-Light Gauge	1	155286-101	
2- 9	Screw 3.57 x 6	4	009670-612		27	Pilot-Light Lens	1	155290-000	
2-10	"O" Ring P8	1	081008-070		28	"O" Ring P22	1	081022-070	
3	Screw 4.37 x 12	4	009681-212	29	Lens Presser Plate	1	155291-001		
7	Vinyl Tube	1	156469-001	30	Screw 3.57	4	102538-002		
8	Oil Feeding Pipe (A)	1	112351-001	31	Packing	2	112348-001		
9	Packing	2	112348-001	80	Vinyl Tube	1	S00322-001		
10	Main Oil Pipe Assembly	1	S00211-001	81	Screw	1	112359-001		
11	Oil Feeding Pipe (B)	1	112364-001	82	Packing	2	112348-001		
12	Packing	2	112348-001	83	Vinyl Tube	1	156897-001		
13	Tube Assembly	1	155292-001	84	Screw	1	112359-001		
16	Screw 3.57 x 6	1	009670-612	85	Packing	2	112348-001		

L. Lubrication (2) / Schmierung (2)  
 Lubrification (2) / Lubricación (2)



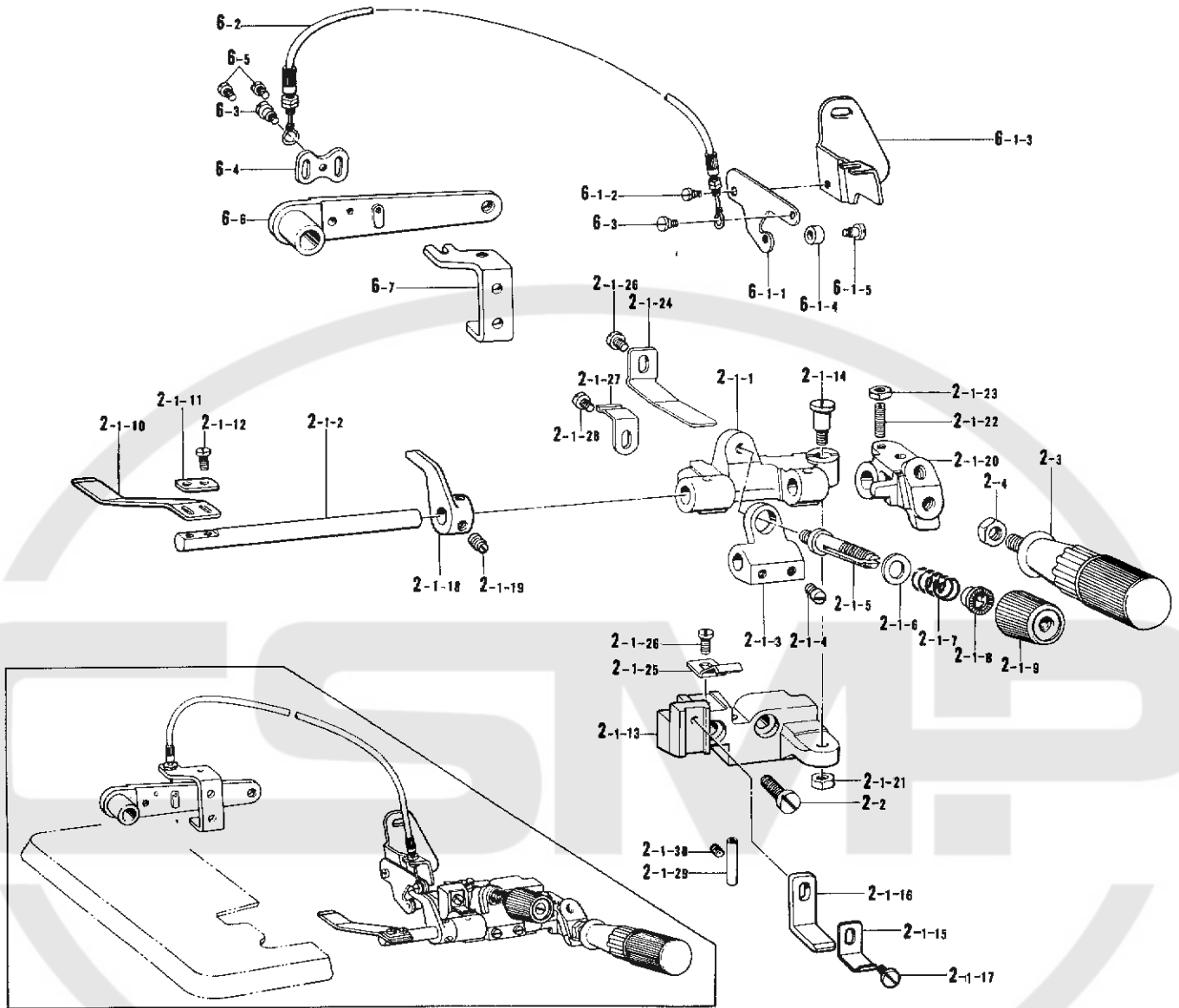
Ref. No.	Name of Parts	Q'ty	Parts No.	Assembly No.	Ref. No.	Name of Parts	Q'ty	Parts No.	Assembly No.
36	Oil Filter Guide	1	155294-000		59	Spring Plate	1	152936-001	
37	Oil Filter Flange	1	155295-001		60	Screw 3.57 x 6	1	009670-612	
38	Screw 3.57 x 5	2	009670-512		61	Oil Pipe	1	S00213-000	
39	"O" Ring	1	108549-001		62	Wick	1	S00305-000	
47-1	Oil Filter	1		L-47 Oil Filter Assembly S00065-001	63	Wick	1	140320-000	
47-2	Oil Cap	10	140327-001		64	Wick	1	112750-000	
52	Oil Gauge Window	1	S00067-001		65	Wick	1	147362-000	
53	"O" Ring P16	1	081016-070		66	Wick	1	140317-000	
54	Screw 3.57	1	148294-001		67	Wick	1	140417-000	
56	Screw 9.52	1	110641-002		68	Wick	1	140430-001	
57	"O" Ring	1	109203-001		69	Adjusting Plate	1	155552-001	
58	Hagnet	1	112525-000		70	Screw 3.57 x 6	2	009670-612	
					87	Wick	1	S00278-000	

M. Thread tension / Fadenspannung  
Tension du fil / Tensión del hilo



Ref. No.	Name of Parts	Q'ty	Parts No.	Assembly No.	Ref. No.	Name of Parts	Q'ty	Parts No.	Assembly No.
1	Thread Tension Control Stud	3	159574-001		12	Screw 3.57 x 6	2	009670-612	
2	Screw 4.37 x 5	1	001680-512		13	Needle Thread Guide (A)	1	155305-101	
3	Felt	3	110832-001		14	Screw 3.57 x 6	1	001670-612	
4	Tension Disc	6	145446-001		15	Needle Thread Take-up	1	155306-001	
5	Tension Disc Washer	3	144103-003		17	Screw 3.57 x 6	2	001670-612	
6	Spring	1	144104-001		18	Needle Thread Guide (C)	1	155307-101	
7	Spring	2	144110-001		19	Needle Thread Guard	1	155308-101	
8	Tension Spring Washer	3	144105-000		20	Needle Thread Guard Spring	1	155310-001	
9-2-1	Thread Tension Adjusting Nut	1	149566-002	M-9-2 Thread Tension Adjusting Nut Assembly 155696-002	21	Screw 2.38	1	105288-001	
9-2-2	Tension Indicating Plate	1	155697-002		22	Thread Guide	1	146926-003	
9-3-1	Thread Tension Adjusting Nut	1	149566-002	M-9-3 Thread Tension Adjusting Nut Assembly 155696-003	23	Screw 3.57 x 6	1	009670-612	
9-3-2	Tension Indicating Plate	1	155697-003		24	Under Looper Thread Guide	1	146926-002	
9-4-1	Thread Tension Adjusting Nut	1	149566-002	M-9-4 Thread Tension Adjusting Nut Assembly 155696-004	25	Screw 3.57 x 6	1	009670-612	
9-4-2	Tension Indicating Plate	1	155697-004		26	Under Looper Thread Take-up	1	155311-001	
10	Needle Thread Guide Plate	3	110813-001		27	Screw 3.57 x 6	1	009670-612	
11	Needle Thread Guide (B)	1	S00215-001		28	Over Looper Thread Take-up	1	155312-001	
					29	Screw 3.57 x 6	1	009670-612	
					30	Looper Thread Take-up (L)	1	146654-001	
					31	Screw 3.57 x 6	1	009670-612	
					32	Over Looper Thread Guide	1	155313-001	
					33	Screw 3.57 x 6	1	009670-612	

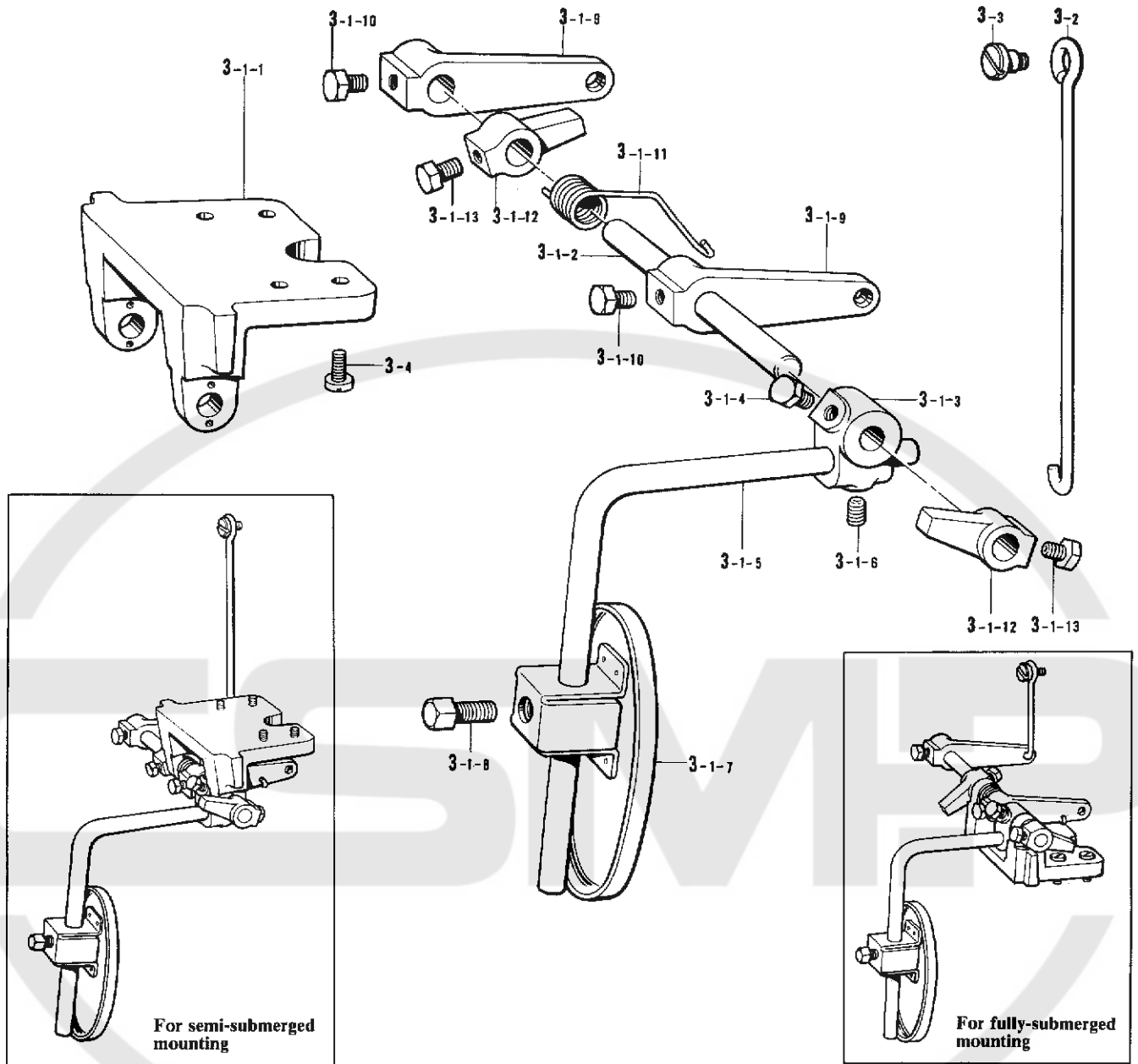
N. Shirring attachment (1) / Kräuselvorrichtung (1)  
 Accessoire pour fronces (1) / Accesorio de tundido (1)



Ref. No.	Name of Parts	Q'ty	Parts No.	Assembly No.	Ref. No.	Name of Parts	Q'ty	Parts No.	Assembly No.
2-1- 1	Bracket for Ruffling Blade	1	146588-001	N-2-1 Shirring Attachment Assembly S01069-001	2-1-23	Nut 4.37	1	105234-003	N-2-1 Shirring Attachment Assembly S01069-001
2-1- 2	Ruffling Blade Base Shaft	1	145803-001		2-1-24	Spring Plate	1	145811-001	
2-1- 3	Spring Base	1	146590-001		2-1-25	Spring Plate	1	145808-001	
2-1- 4	Screw 5.95	2	105163-001		2-1-26	Screw 4.37 x 6	2	009680-612	
2-1- 5	Looper Thread Tension Control Stud	1	110820-001		2-1-27	Spring	1	144764-001	
2-1- 6	Washer 6.35	1	025770-232		2-1-28	Screw 3.57 x 5	1	001670-512	
2-1- 7	Spring	1	144788-001		2-1-29	Thread Guide Pipe	2	146592-001	
2-1- 8	Tension Spring Washer	1	144105-000		2-1-30	Screw 3.57	2	013679-412	
2-1- 9	Thread Tension Adjusting Nut	1	149566-002		2-2	Screw 6.35 x 18	2	009781-812	N-2 Shirring Assembly S01068-002
2-1-10	Separate	1	S01057-001		2-3	Handle	1	145809-001	
2-1-11	Washer	1	144784-001		2-4	Nut 6.35	1	150556-002	
2-1-12	Screw 3.18 x 7	2	009660-712		6-1- 1	Ruffling Plate Lifter Lever	1	148388-001	N-6-1 Shirring Plate Lifter Lever Assembly S00082-001
2-1-13	Ruffling Base	1			6-1- 2	Screw	1	141514-001	
2-1-14	Stud Screw 5.95	1	147933-001		6-1- 3	Presser Foot Lifter Lever Support	1	S00083-001	
2-1-15	Ruffling Blade Guide	1	145807-001		6-1- 4	Roller	1	148390-001	
2-1-16	Ruffling Blade Guide Plate (D)	1	154795-001		6-1- 5	Stud Screw 3.18	1	112301-001	N-6 Shirring Interlocking Assembly S01073-002
2-1-17	Screw 4.37 x 8	1	009680-812		6-2	Flexible Wire Assembly	1	148391-001	
2-1-18	Ruffling Plate Lifter	1	148387-001		6-3	Screw	2	141514-001	
2-1-19	Screw 6.35	2	101706-001		6-4	Wire Plate	1	147672-001	
2-1-20	Handle Fixing Plate	1	145810-001		6-5	Screw 3.57 x 6	2	009670-612	
2-1-21	Nut 5.95	1	150553-002		6-6	Presser Foot Lifter Lever	1	S01074-001	
2-1-22	Screw 4.37	1	110230-001		6-7	Lever Adjuster Plate	1	S01075-001	



N. Shirring attachment (2) / Kräuselvorrichtung (2)  
 Accessoire pour fronces (2) / Accesorio de tundido (2)



Ref. No.	Name of Parts	Q'ty	Parts No.	Assembly No.	Ref. No.	Name of Parts	Q'ty	Parts No.	Assembly No.
3-1- 1	Knee Lifter Shaft Bracket	1	155197-001	N-3-1 Differential Feed Adjustment Assembly S01071-001	3-1- 9	Knee Lifter Lever	2	155201-001	N-3-1 Differential Feed Adjustment Assembly S01071-001
3-1- 2	Knee Lifter Shaft	1	S01072-001		3-1-10	Bolt 6.35 x 10	2	017781-012	
3-1- 3	Knee Lifter Bracket	1	155199-001		3-1-11	Spring	1	155202-001	
3-1- 4	Bolt 6.35 x 10	1	017781-012		3-1-12	Collar	2	155203-101	
3-1- 5	Knee Lifter Bar (S)	1	148797-001		3-1-13	Bolt 6.35 x 10	2	017781-012	N-3 Differential Feed Assembly S01168-001
3-1- 6	Screw 6.35	1	014780-622		3-2	Connecting Bar	1	155205-001	
3-1- 7	Knee Lifter Plate (L)	1	148798-001		3-3	Stud Screw 4.76	1	146594-001	
3-1- 8	Bolt 7.94	1	100463-001		3-4	Screw 4.37 x 10	4	009681-012	

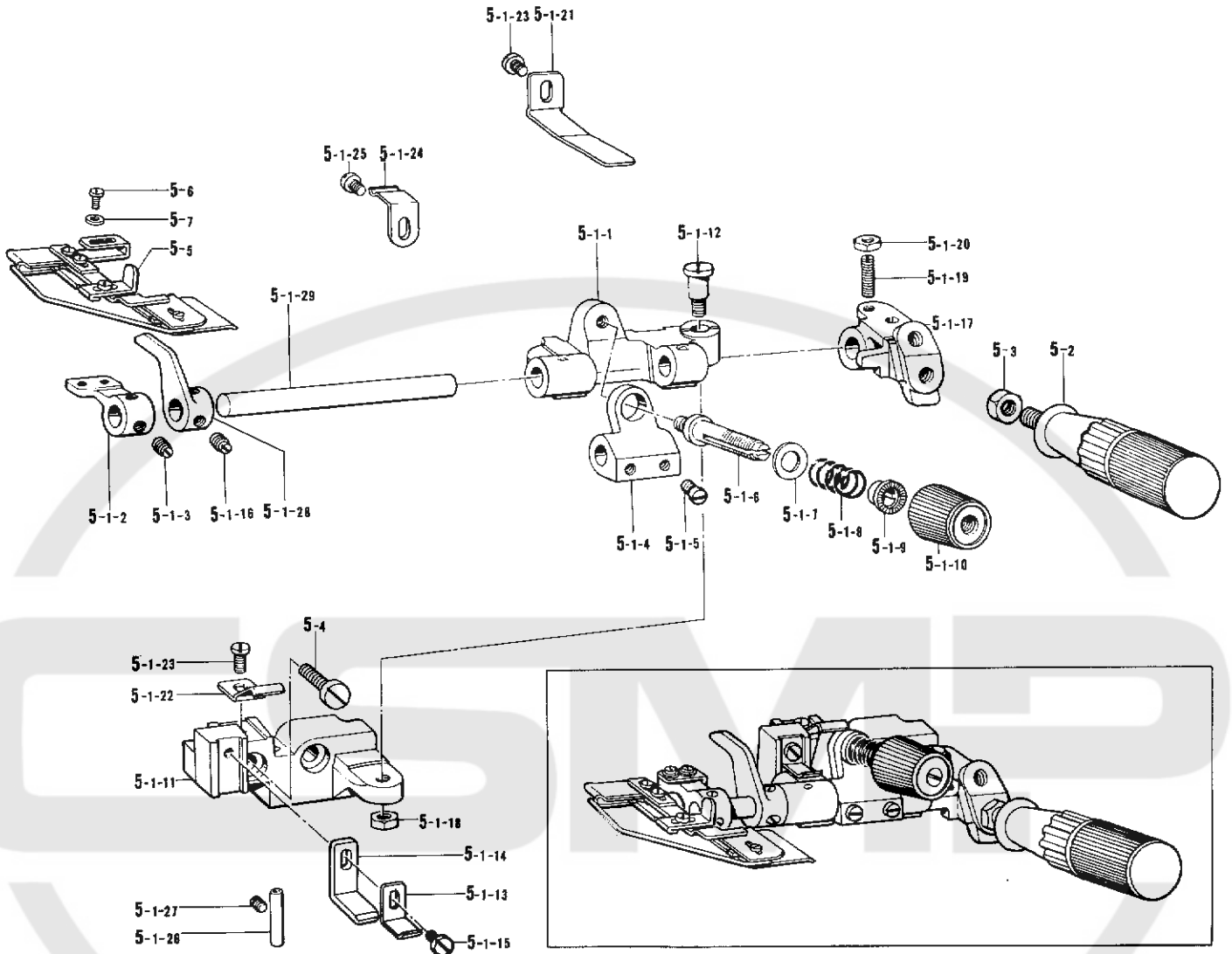
- \* Differential feed adjustment assembly
- \* For semi-submerged mounting S01071-001
- \* For fully-submerged mounting S01153-001

- \* Differentialtransporteinstellung kompl.
- \* Für Montage am halbversenkten Maschinenoberteil S01071-001
- \* Für Montage am ganzversenkten Maschinenoberteil S01153-001

- \* Ensemble de réglage de l'entraînement différentiel
- \* Pour un montage semi-plongé S01071-001
- \* Pour un montage entièrement plongé S01153-001

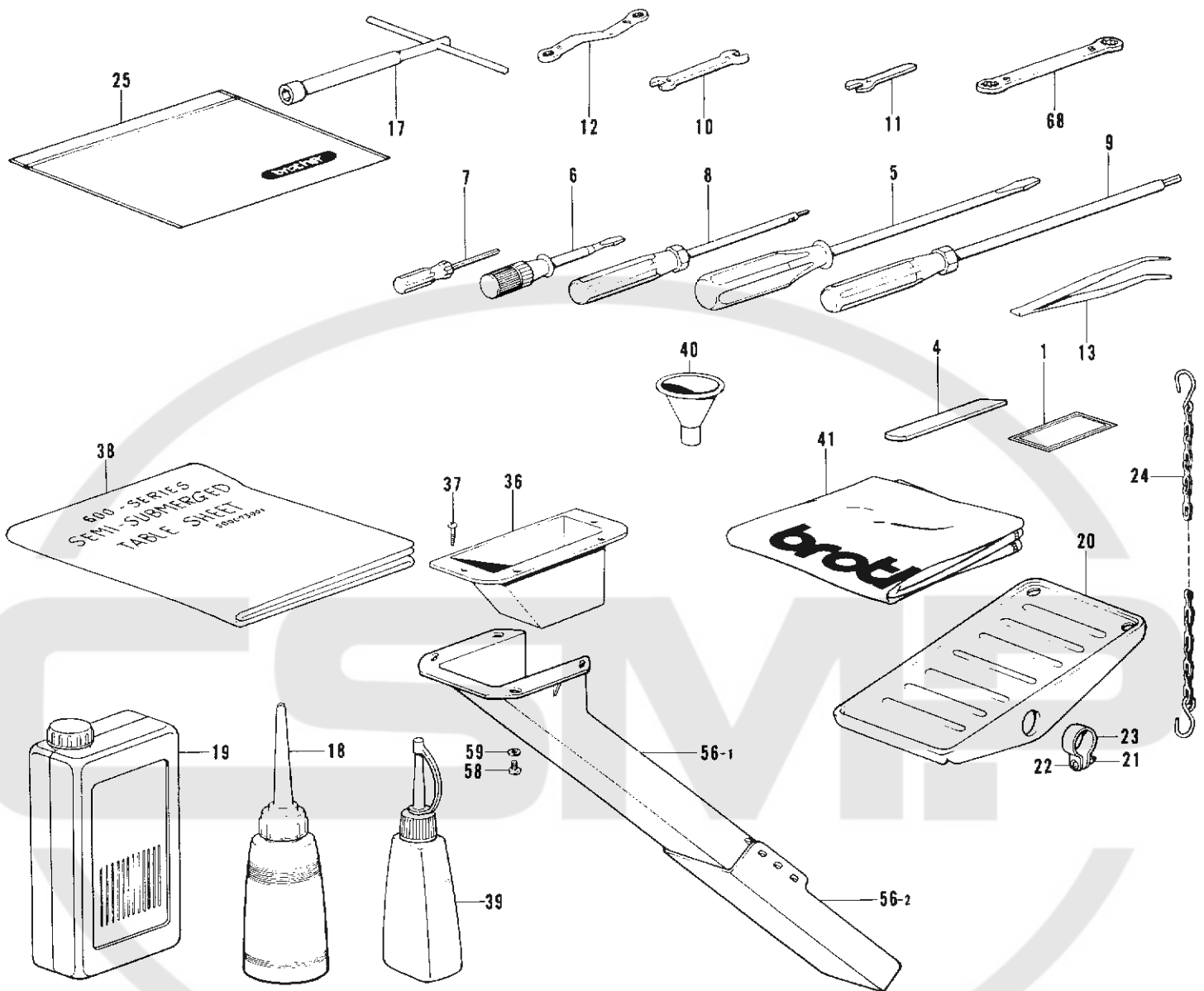
- \* Conjunto de ajuste de transporte diferencial
- \* Para montaje semi-sumergido S01071-001
- \* Para montaje completamente sumergido S01153-001

N. Shirring attachment (3) / Kräuselvorrichtung (3)  
 Accessoire pour fronces (3) / Accesorio de tundido (3)



Ref. No.	Name of Parts	Q'ty	Parts No.	Assembly No.	Ref. No.	Name of Parts	Q'ty	Parts No.	Assembly No.
5-1-1	Bracket for Ruffling Blade	1	146588-001	N-5-1 Piping Wrapper Base Assembly 149202-202	5-1-19	Screw 4.37	1	110230-001	N-5-1 Piping Wrapper Base Assembly 149202-202
5-1-2	Wrapper Base	1	146589-001		5-1-20	Nut 4.37	1	105234-003	
5-1-3	Screw 6.35	2	101706-001		5-1-21	Spring Plate	1	145811-001	
5-1-4	Spring Base	1	146590-001		5-1-22	Spring Plate	1	145808-001	
5-1-5	Screw 5.95	2	105163-001		5-1-23	Screw 4.37 x 6	2	009680-612	
5-1-6	Looper Thread Tension Control Stud	1	110820-001		5-1-24	Spring	1	144764-001	
5-1-7	Washer 6.35	1	025770-232		5-1-25	Screw 3.57 x 5	1	001670-512	
5-1-8	Spring	1	144788-001		5-1-26	Thread Guide Pipe	2	146592-001	
5-1-9	Tension Spring Washer	1	144105-000		5-1-27	Screw 3.57	2	013679-412	
5-1-10	Tension Nut	1	149566-002		5-1-28	Ruffling Plate Lifter	1	148387-001	
5-1-11	Ruffler Base	1			5-1-29	Ruffling Blade Base Shaft	1	149203-001	
5-1-12	Stud Screw 5.95	1	147933-001		5-2	Handle	1	145809-001	
5-1-13	Ruffling Blade Guide	1	145807-001		5-3	Nut 6.35	1	150556-002	
5-1-14	Ruffling Blade Guide D	1	154795-001		5-4	Screw 6.35 x 18	2	009781-812	
5-1-15	Screw 4.37 x 8	1	009680-812		5-5	Wrapper Assembly	1	S01171-001	
5-1-16	Screw 6.35	2	101706-001		5-6	Screw 4.37 x 6	2	009680-612	
5-1-17	Handle Fixing Plate	1	145810-001		5-7	Washer	2	110735-002	
5-1-18	Nut 5.95	1	150553-002						

Z. Accessories (1) / Zubehör (1)  
 Accessoires (1) / Accesorios (1)

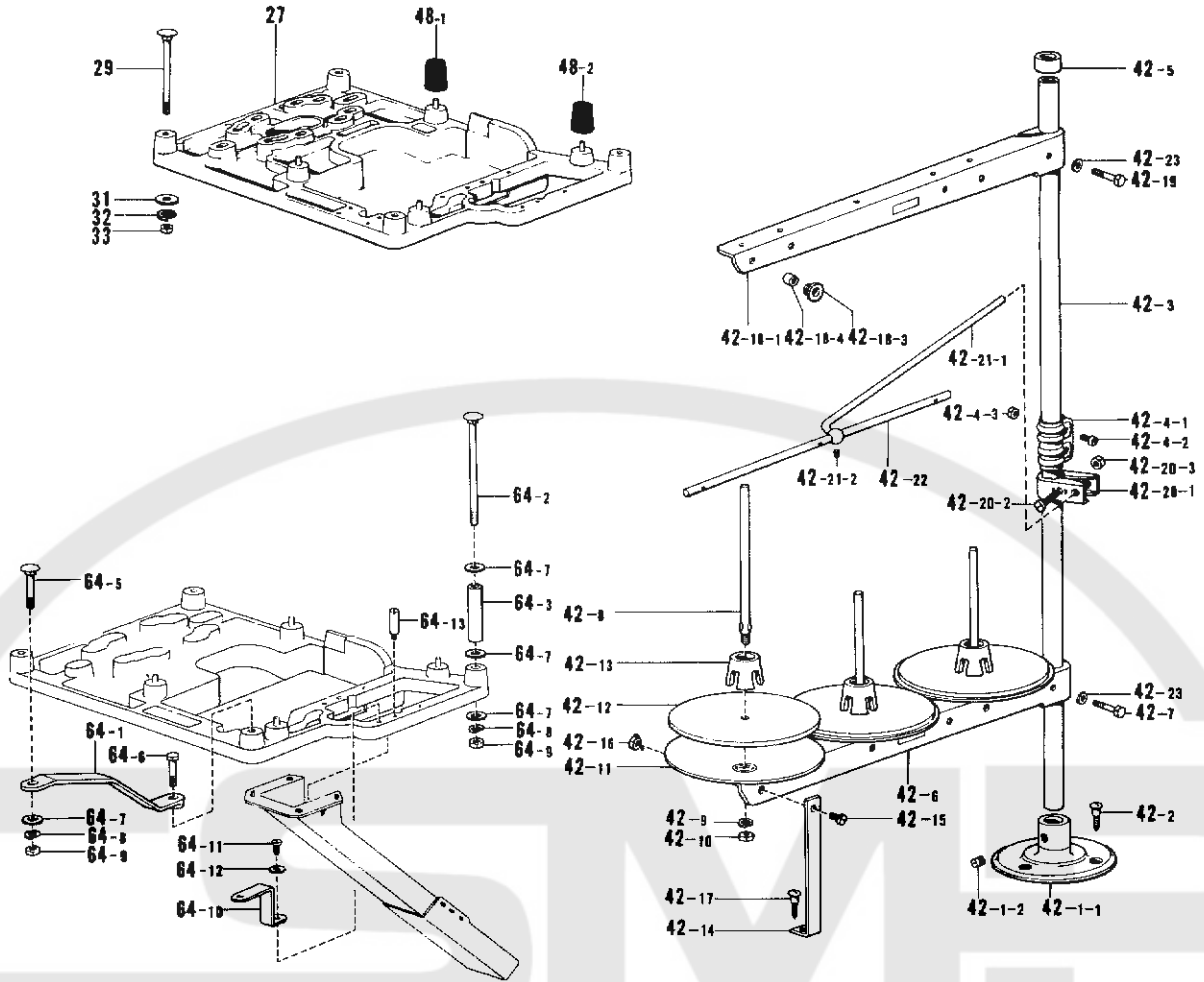


Ref. No.	Name of Parts	Q'ty	Parts No.	Assembly No.	Ref. No.	Name of Parts	Q'ty	Parts No.	Assembly No.
1	Needle DX x 27	8	151474-		22	Screw 4 x 14	2	001401-406	
4	Lower Knife	1	155193-001		23	Pedal Stopper	2	116016-001	
5	Screw Driver 5.5 x 190	1	101572-101		24	Chain Assembly	1	142262-001	
6	Screw Driver 3.4 x 70	1	118837-001		25	Vinyl Bag	1	122991-001	
7	Screw Driver 1.6	1	144124-001		36	Duster Drop	1	148430-001	
8	Driver Wrench 2	1	146700-001		37	Screw 3.1 x 13	4	031311-302	
9	Screw Driver 3	1	149173-001		38	Table Sheet	1	S00073-001	
10	Spanner 6 x 7	1	107779-001		39	Silicone Oil	1	156334-001	
11	Spanner 4	1	155320-001		40	Funnel	1	140759-000	
12	Wrench 8 x 9	1	105343-001		41	Head Cover	1	144225-002	
13	Tweezers	1	117466-000		56-1	Duster Shoot L	1	148431-101	Z-56 Duster Shoot Assembly 183161-101
17	Wrench	1	140342-001		56-2	Duster Shoot S	1	148432-001	
18	Oiler	1	114483-002		58	Screw 4.37 x 10	4	009681-012	
19	Oil Tank	1	145277-104		59	Washer 4.37	4	025680-232	
20	Treadle Pedal	1	147893-002		68	Wrench 8 x 9	1	S00217-001	
21	Nut 4	2	021400-106						

\* The details of included accessories are subject to change.  
 \* Les détails des accessoires inclus sont sujets à des changements.

\* Änderungen in der Aufstellung der mitgelieferten Zubehöre sind vorbehalten.  
 \* Los detalles de los accesorios incluidos pueden variar.

Z. Accessories (2) / Zubehör (2)  
Accessoires (2) / Accesorios (2)



Ref. No.	Name of Parts	Q'ty	Parts No.	Assembly No.	Ref. No.	Name of Parts	Q'ty	Parts No.	Assembly No.
27	Machine Base Plate	1	155321-100		42-18-1	Spool Holder	1	150176-001	Z-42-18
29	Bolt 8 x 85	4	210973-001		42-18-3	Thread Hanger	3		Z-42-18
31	Washer 8	4	025080-236		42-18-4	Thread Bushing	3	142990-001	Thread Hanger Assembly 3
32	Spring Washer 2-8	4	028080-242		42-19	Bolt 5 x 28	1	017502-803	147056-003
33	Nut 8	4	021080-106		42-20-1	Thread Guide Holder	1	150185-001	Z-42-20
42-1-1	Cotton Stand Base	1	150189-001	Z-42-1 Cotton Stand Assembly 150139-001	42-20-2	Bolt 5 x 28	1	017502-803	Thread Guide Holder Assembly 150145-001
42-1-2	Screw 6 x 7	2	150181-101		42-20-3	Nut 5	1	021500-103	
42-2	Screw 4.5 x 22	3	031452-203		42-21-1	Thread Guide Stopper Bar	1	142996-001	Z-42-21
42-3	Pipe	2	150172-001		42-21-2	Screw 4.76	1	013719-412	Thread Guide Stopper Bar 142971-001
42-4-1	Joint	1	150173-001	Z-42-4 Joint for Cotton Stand 150106-001	42-22	Thread Guide 3	1	142997-001	
42-4-2	Screw 5 x 14	2	150202-001		42-23	Washer 5	2	025050-233	
42-4-3	Nut 5	2	021500-103		48-1	Cushion	1	147919-001	
42-5	Cap	1			48-2	Cushion	3	147919-002	
42-6	Spool Holder	1	150176-001		64-1	Head Plate Supporter	1	153319-001	
42-7	Bolt 5 x 28	1	017502-803		64-2	Bolt	3	153318-001	
42-8	Spool Shaft (B)	3	150179-001		64-3	Collar	3	153317-001	
42-9	Spring Washer 2-5	3	028050-243		64-5	Bolt 8 x 55	1	211964-001	
42-10	Nut 5	3	021500-103	Z-42 Cotton Stand Assembly 3THF 150160-003	64-6	Bolt M8 x 55	1	017085-502	Z-64
42-11	Spool Stand Base	3	150180-000		64-7	Washer 8	16	025080-236	Full-Submerged Set
42-12	Spool Mat	3	150182-000		64-8	Spring Washer 2-8	5	028080-242	155324-001
42-13	Spool Cushion	3	126863-000		64-9	Nut 8	5	021080-106	(Option Parts)
42-14	Spool Holder Supporter (A)	1	150188-001		64-10	Duster Shoot Supporter	1	155325-001	
42-15	Screw 5 x 10	1	007501-003		64-11	Screw 4.37 x 10	1	009681-012	
42-16	Nut 5	1	021500-103		64-12	Washer 4.37	1	025680-232	
42-17	Screw 4.5 x 22	1	031452-203		64-13	Stud	3	155326-001	






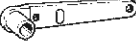
\* The details of included accessories are subject to change.

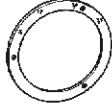





\* Änderungen in der Aufstellung der mitgelieferten Zubehöre sind vorbehalten.


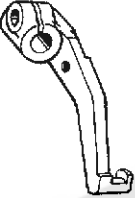



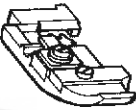
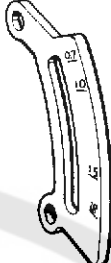
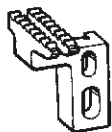
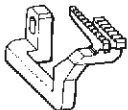
\* Les détails des accessoires inclus sont sujets à des changements.

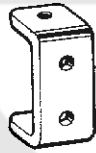
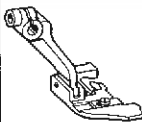
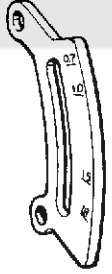

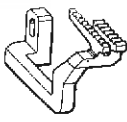

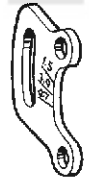
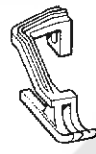
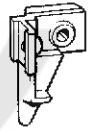
\* Los detalles de los accesorios incluidos pueden variar.




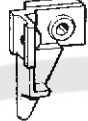





DIFFERENT PARTS LIST / ZUBEHÖRLISTE  
 LISTE DES PIÈCES ACCESSOIRES / LISTA DE PIEZAS ACCESORIAS








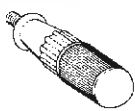

Ref. No.		A-19	A-75	A-105	C-33	C-55	E-13
Sub Class	Specifications	Stitch Length Control Plate 	Oil Cap 	Label 	Needle DC x 27 	Needle Plate 	Presser Foot Lifter Lever 
B671 -001-4	Thin	S00095-001	143196-001	146974-002	151474-011	S00124-001	S00125-001


Ref. No.		A-19	A-75	A-105	C-33	C-55	E-13
Sub-Class	Specifications	Stitch Length Control Plate 	Oil Cap 	Label 	Needle DC x 27 	Needle Plate 	Presser Foot Lifter Lever 
B672 -001-4	Thin	S00095-001	143196-001	146974-002	151474-011	S00282-001	S00125-001
-002-5	Bulky	S01089-001		146974-004	151474-014	146734-001	
		S01090-001		146974-019	151474-011	S01144-001	N-6-6 S01074-001
				146974-020			





Ref. No.	E-16	E-38	E-39	E-40	E-41	E-50	F-55	F-77	F-78
	Lever Adjust Plate	Sub-Presser Arm	Bolt 3.57 x 8	Presser Stopper	Screw 3.18 x 4.5	Presser Foot Assembly	Differential Stitch Control Plate	Main Feed Dog	Differential Feed Dog
Sub-Class									
B671-001-4	S00126-001	S00129-001	154965-001	S00132-001	009669-412	S00130-001	S00148-001	S00145-001	146748-001


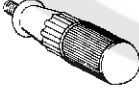





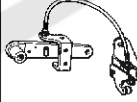

Ref. No.	E-16	E-50	F-55	F-77	F-78	F-79	G-27	G-101	H-9
	Lever Adjust Plate	Presser Foot Assembly	Differential Stitch Control Plate	Main Feed Dog	Differential Feed Dog	Chain Feed Dog	Upper Feed Regulator Plate	Upper Feed Dog	Upper Knife Holder
Sub-Class									
B682-001-4	S00126-001	S00235-001	S00148-001	146744-001	S00281-001	146577-001	S00239-001	S00240-001	155189-001
-002-5			155173-001	146745-001	146750-001	146578-001	S01093-001		
	N-6-7 S01075-001	S01128-001	155174-001	S01145-001	S01146-001	146577-001	S01094-001	S01129-001	155187-001
		S01130-001		S01147-001	S01131-001				

F-79	G-27	G-101	H-9	H-10	H-11	H-12	H-13	H-14
Chain Feed Dog	Upper Feed Regulator Plate	Upper Feed Dog	Upper Knife Holder	Screw 4.37 x 16	Upper Knife Presser	Presser Plate	Upper Knife	Screw 3.57
								
S00147-001	S00168-001	S00209-001	155189-001	009681-612	148343-001	148344-001	148815-001	113050-001

H-10	H-11	H-12	H-13	H-14	N-2-1	N-2-2	N-2-3	N-2-4
Screw 4.37	Upper Knife Presser	Presser Plate	Upper Knife	Bolt 3.57	Shirring Attachment Assembly	Screw 6.35 x 18	Handle	Nut 6.35
								
009681-612	148343-001	148344-001	148815-001	113050-001				
107407-003			144074-000	144075-001	S01069-001	009781-812	145809-001	150556-002

Ref. No.	Z-1
Sub-Class	Needle DC x 27 
B671 -001-4	151474-011

Ref. No.	N-3-1	N-3-2	N-3-3	N-3-4
Sub-Class	Differential Feed Adjustment 	Connecting Bar 	Stud Screw 4.76 	Screw 4.37 x 10 
B672 -001-4				
-002-5				
	S01071-001	155205-001	146594-001	009681-012

N-5-1	N-5-2	N-5-3	N-5-4	N-5-5	N-5-6	N-5-7	N-6	Z-1
Piping Wrapper Base Assembly 	Handle 	Nut 6.35 	Screw 6.35 x 18 	Wrapper Assembly 	Screw 4.37 x 6 	Washer 	Shirring Interlocking Assembly 	Needle DC x 27 
								151474-011
								151474-014
149202-202	145809-001	150556-002	009781-812	S01171-001	009680-612	110735-002	S01073-002	151474-011



# INDEX / VERZEICHNIS INDEX / INDICE

Parts No.	Ref. No.	Remark	Parts No.	Ref. No.	Remark	Parts No.	Ref. No.	Remark	Parts No.	Ref. No.	Remark
S00002-001	A- 2		S00155-000	G- 3		S00285-000	B- 7		009670-612	A-59	
S00004-000	A- 3		S00156-000	G- 4		S00287-000	B- 8			C-46	
S00007-000	A- 6		S00157-001	G- 5		S00290-000	B- 9			F-10	
S00008-001	A- 8		S00158-001	G-10		S00297-001	B-10			G-54	
S00010-000	A-16		S00162-001	G-11		S00305-000	L-62			G-57	
S00016-001	A-29		S00163-001	G-13		S00313-000	G- 8			H-25	
S00017-001	A-49		S00164-001	G-16		S00322-001	L-80			L- 2- 9	
S00019-001	A-86		S00165-001	G-18		S00333-000	A-71			L-16	
S00021-000	A-87		S00166-000	G-19		S00334-000	A-30			L-60	
S00022-001	A-91		S00167-001	G-23		S00356-001	J-20			L-70	
S00032-001	B- 1		S00168-001	G-27- 1			K-16			M-12	
S00033-001	B- 1		S00169-001	G-28		S00371-000	F-20- 2- 1			M-23	
S00034-001	B-19		S00170-001	G-33		S00373-001	F-20			M-25	
S00037-001	C- 1		S00171-001	G-35		S00379-000	J- 8			M-27	
S00038-001	C- 1- 5		S00172-001	G-36		S00383-001	J-21			M-29	
S00041-000	C- 5		S00173-001	G-39			K-17			M-31	
S00042-000	C- 8		S00174-001	G-40		S00389-000	C-31			M-33	
S00046-001	C-27		S00175-001	G-41		S01057-001	N- 2- 1-10			N- 6- 5	
S00047-001	C-28		S00176-001	G-43		S01069-001	N- 2- 1		009670-812	A-37	
S00048-001	C-30		S00177-001	G-45		S01071-001	N- 3- 1			B- 5	
S00049-001	C-22		S00178-001	G-47		S01072-001	N- 3- 1- 2			C-26	
S00050-001	E- 1		S00179-000	G-49		S01073-002	N- 6			C-44	
S00051-001	E- 2		S00180-000	G-50		S01074-001	N- 6- 6			F-19	
	G-91		S00181-001	G-52		S01075-001	N- 6- 7		009671-012	A-115	
S00052-001	E- 3		S00182-001	G-53		S01080-001	E-28			D-12	
S00054-001	E- 8		S00183-000	G-55		S01081-001	E-29		009671-412	A-60	
S00055-001	E- 9		S00184-001	G-56		S01082-001	E- 6		009671-812	A-72	
S00057-001	L- 2		S00185-001	G-58		S01083-001	E-43		009680-512	A-39	
S00065-001	L-47		S00186-001	G-60		S01084-001	E-44		009680-612	A-92	
S00067-001	L-52		S00187-001	G-63		S01086-001	E-46			N- 2- 1-26	
S00071-001	B- 1		S00188-001	G-64		S01089-001	A-19- 2			N- 5- 1-23	
S00072-001	B- 1		S00189-001	G-69		S01090-001	A-19- 3			N- 5- 6	
S00073-001	Z-38		S00190-000	G-70		S01093-001	G-27- 3		009680-712	A- 7	
S00076-001	A-110		S00191-000	G-72		S01094-001	G-27- 4			A-32	
S00077-000	A-113		S00192-001	G-74		S01128-001	E-50- 3			C-29	
S00082-001	N- 6- 1		S00193-001	G-76		S01129-001	G-101- 3			E-17	
S00083-001	N- 6- 1- 3		S00194-001	G-78		S01130-001	E-50- 4			F-28	
S00092-001	A- 5		S00195-001	G-79		S01131-001	G-101- 4			G-75	
S00093-001	A-12		S00196-001	G-80		S01144-001	C-55- 4		009680-812	J-11	
S00094-000	A-13		S00197-001	G-81		S01145-001	F-77- 4			N- 2- 1-17	
S00095-001	A-19- 1		S00198-001	G-83		S01146-001	F-78- 4			N- 5- 1-15	
S00098-001	A-27		S00199-001	G-85		S01147-001	F-78- 5		009681-012	A-18	
S00099-100	A-28		S00200-001	G-85- 1		S01171-001	N- 5- 5			B-18	
S00101-001	A-48		S00201-001	G-85- 2		001401-406	Z-22			N- 3- 4	
S00103-001	A-63		S00202-001	G-86		001670-512	A-52			Z-58	
S00104-001	A-69		S00203-001	G-87			A-54			Z-64-11	
S00105-101	A-70		S00204-001	G-89			G-48		009681-212	A- 4	
S00108-001	A-73		S00205-001	G-90			N- 2- 1-28			L- 3	
S00121-001	C- 3		S00207-000	G-92			N- 5- 1-25		009761-212	G-44	
S00122-001	C-24		S00208-001	G-100		001670-612	M-14		009781-812	N- 2- 2	
S00124-001	C-55- 1		S00209-001	G-101- 1			M-17			N- 5- 4	
S00125-001	E-13		S00210-000	H- 7		001670-712	A-65				
S00126-001	E-16		S00211-001	L-10		001680-512	C-39		013679-412	N- 2- 1-30	
S00127-000	E-27		S00213-000	L-61			C-41			N- 5- 1-27	
S00128-001	E-33		S00215-001	M-11			M- 2		013719-412	B-24	
S00129-001	E-38					007501-003	Z-42-15			Z-42-21- 2	
S00130-001	E-50- 1		S00217-001	Z-68		007670-513	A-62		013760-612	A-76	
S00132-001	E-40		S00235-001	E-50- 2		007681-012	A-114		014680-422	C- 7	
S00133-001	F- 1		S00238-001	E-50- 2- 4		009630-812	F-76			F- 1- 3	
S00140-001	F-12			E-50- 3- 4		009639-312	E-50- 1- 7			F- 2	
S00141-000	F-15			E-50- 4- 4		009660-512	A-108			G-10- 4	
S00142-001	F-30		S00239-001	G-27- 2		009660-612	J-13			G-21	
S00143-001	F-32		S00240-001	G-101- 2		009660-712	N- 2- 1-12			G-46	
S00144-001	F-37		S00274-001	H- 3		009669-312	E-45			G-62	
S00145-001	F-77- 1		S00275-001	E-22			E-47			J- 9- 1- 3	
S00146-000	A-77		S00276-001	E-20		009669-412	E-41			K-14	
S00147-001	F-79- 1		S00278-001	L-87		009670-412	A-38- 8		014680-622	F-66	
S00148-001	F-55- 1		S00281-001	F-78- 2		009670-512	G-12			L- 2- 7	
S00153-001	F-65		S00282-001	C-55- 2			L-38		014770-622	F- 1-12- 4	
S00154-001	G- 1		S00284-001	A-15		009670-612	A-41			F-13	

Parts No.	Ref. No.	Remark	Parts No.	Ref. No.	Remark	Parts No.	Ref. No.	Remark	Parts No.	Ref. No.	Remark
014770-622	F-29- 2		102538-002	L-30		118837-001	Z- 6		145446-001	M- 4	
	G- 2		102627-001	H-19		122991-001	Z-25		146315-000	A-80	
014780-622	A-94		104449-001	G-15		123185-001	A-45			A-84	
	F-26			G-68		126863-000	Z-42-13		146354-001	E-10	
	N- 3- 1- 6		104450-001	A-64		140063-001	F-54		146427-001	C-32- 2	C-25
017085-502	Z-64- 6		105163-001	N- 2- 1- 4			G-26			G-38	
017502-803	Z-42- 7			N- 5- 1- 5		140065-001	G-71			G-88	
	Z-42-19		105176-001	F-68		140066-001	A-81		146442-001	A-38- 4	
	Z-42-20- 2		105234-003	A-68		140077-001	A-90		146450-001	A-53	
017771-412	B-23			N- 2- 1-23		140092-001	C- 6		146452-001	A-56	
	G-14			N- 5- 1-20		140210-001	F-38		146453-001	A-57	
	G-67		105288-001	A-20		140217-001	F-43		146454-001	A-58	
017771-612	A-88			M-21		140262-000	E-26		146494-001	C-38	
	C-24- 2		105343-001	Z-12		140317-000	L-66		146495-001	C-40	
	G-59		106568-003	F-63		140320-000	L-63		146536-001	F- 9	
017781-012	N- 3- 1- 4			J-17		140327-001	L-47- 2		146547-000	F-24	
	N- 3- 1-10		107231-002	E-35		140342-001	Z-17		146559-001	F-49	
	N- 3- 1-13		107407-003	A-14		140361-001	A-82			G-22	
017781-412	F-58			F-23		140417-000	L-67		146563-001	F-56	
	G-30			F-64		140430-001	L-68		146577-001	F-79- 2	
017782-512	C-37			H-10- 1		140759-000	Z-40		146578-001	F-79- 3	
021080-106	Z-33		107779-001	Z-10		141183-000	A-46		146584-001	H-23	
	Z-64- 9		108549-001	L-39		141514-001	N- 6- 1- 2		146588-001	N- 2- 1- 1	
021400-106	Z-21		108960-002	A-74			N- 6- 3			N- 5- 1- 1	
021500-103	Z-42- 4- 3		109153-001	G-61		141542-001	E-37		146589-001	N- 5- 1- 2	
	Z-42-10		109203-001	A- 9		141598-001	E- 7		146590-001	N- 2- 1- 3	
	Z-42-16			F-53		142243-000	E-50- 2- 3			N- 5- 1- 4	
	Z-42-20- 3			G-25			E-50- 3- 3		146592-001	N- 2- 1-29	
021670-202	A-61			L-57			E-50- 4- 3			N- 5- 1-26	
025030-132	A-109		110161-006	E-19		142247-001	E-50- 2- 5		146594-001	N- 3- 3	
	E-50- 1- 3		110230-001	N- 2- 1-22			E-50- 3- 5		146597-101	A-111	
025050-233	Z-42-23			N- 5- 1-19			E-50- 4- 5		146598-001	A-112	
025080-236	Z-31		110641-002	L-56		142262-001	Z-24		146654-001	M-30	
	Z-64- 7		110735-002	N- 5- 7		142274-001	A-79		146700-001	Z- 8	
			110793-001	E-21		142971-001	Z-42-21		146726-001	C-45	
025660-132	E-48			G-84		142990-001	Z-42-18- 4		146734-001	C-55- 3	
025770-232	N- 2- 1- 6		110813-001	M-10		142996-001	Z-42-21- 1		146740-000	D- 3- 3	
	N- 5- 1- 7		110820-001	N- 2- 1- 5		142997-001	Z-42-22		146744-001	F-77- 2	
025680-232	Z-59			N- 5- 1- 6		143196-001	A-75		146745-001	F-77- 3	
	Z-64-12		110832-001	M- 3		143325-001	E-15		146748-001	F-78- 1	
028050-243	Z-42- 9		111486-001	C-42		143766-001	A-34		146750-001	F-78- 3	
028080-242	Z-32		112301-001	N- 6- 1- 5		144074-000	H-13- 1		146886-001	E-50- 1- 2	
	Z-64- 8		112348-001	L- 9		144075-001	H-14- 1		146887-001	E-50- 1- 5	
031311-302	Z-37			L-12		144081-001	E- 4		146888-001	E-50- 1- 6	
031452-203	Z-42- 2			L-20		144088-001	E-34		146924-000	A-42- 2	
	Z-42-17			L-23		144103-003	M- 5				
047140-642	A-38- 5			L-31		144104-001	M- 6		146926-002	M-24	
047201-640	D-11- 2			L-82		144105-000	M- 8		146926-003	M-22	
048040-342	F- 8			L-85			N- 2- 1- 8		146974-002	A-105	
	G-82		112351-001	L- 8			N- 5- 1- 9		146974-004	A-105	
081008-070	L- 2-10			L-25		144110-001	M- 7		146974-019	A-105	
081016-070	L-53		112359-001	L-81		144124-001	Z- 7		146974-020	A-105	
081022-070	L-28			L-84		144225-002	Z-41		147056-003	Z-42-18	
100032-003	A-50		112364-001	L-11		144764-001	N- 2- 1-27		147362-000	L-65	
	C-49			L-19			N- 5- 1-24		147672-001	N- 6- 4	
100080-004	E-50- 1- 4			L-22		144784-001	N- 2- 1-11		147738-000	D- 3- 4	
100257-010	D- 4		112525-000	L-58		144788-001	N- 2- 1- 7		147893-002	Z-20	
100260-001	C- 4		112750-000	L-64			N- 5- 1- 8		147919-001	Z-48- 1	
100294-002	F-52		113431-002	F- 7		145803-001	N- 2- 1- 2		147919-002	Z-48- 2	
	G-24			F-35		145807-001	N- 2- 1-15		147933-001	N- 2- 1-14	
100366-001	C- 1- 4			G-65			N- 5- 1-13			N- 5- 1-12	
	H- 1- 4		114483-002	Z-18		145808-001	N- 2- 1-25		147942-001	D-10	
100463-001	N- 3- 1- 8		116016-001	Z-23			N- 5- 1-22		148085-001	A-85	
100645-003	F-22		117160-001	A-43		145809-001	N- 2- 3		148259-001	E-36	
101572-101	Z- 5		117466-000	Z-13			N- 5- 2		148281-001	H- 8	
101706-001	A-47- 2		117516-001	F-75		145810-001	N- 2- 1-20		148294-001	B-25	
	F-69- 2			H-22			N- 5- 1-17			G-37	
	N- 2- 1-19		118735-002	F-57		145811-001	N- 2- 1-24			G-42	
	N- 5- 1- 3			G-29			N- 5- 1-21			L-54	
	N- 5- 1-16		118770-001	F- 6	A-78	145277-104	Z-19		148343-001	H-11	

Parts No.	Ref. No.	Remark	Parts No.	Ref. No.	Remark	Parts No.	Ref. No.	Remark	Parts No.	Ref. No.	Remark
148344-001	H-12		153318-001	Z-64- 2		155165-001	F-41		155520-000	A-15- 2	
148372-001	E-14		153319-001	Z-64- 1		155166-001	F-44		155533-001	G-20	
148387-001	N- 2- 1-18		153483-001	E-18		155167-001	F-45		155552-001	L-69	
	N- 5- 1-28		153675-001	E-32			G-17		155560-001	F-70	
148388-001	N- 6- 1- 1		154795-001	N- 2- 1-16		155168-001	F-46		155696-002	M- 9- 2	
148390-001	N- 6- 1- 4			N- 5- 1-14		155169-001	F-48		155696-003	M- 9- 3	
148391-001	N- 6- 2		154819-000	A-35		155170-000	F-50		155696-004	M- 9- 4	
148425-001	B-10- 2		154820-000	A-36		155171-001	F-51		155697-002	M- 9- 2- 2	
	C- 1- 2		154821-001	A-40		155173-001	F-55- 2		155697-003	M- 9- 3- 2	
	H- 1- 2		154823-001	A-42		155174-001	F-55- 3		155697-004	M- 9- 4- 2	
	J- 1- 2		154829-001	A-44		155175-001	F-59		156318-001	H- 1- 5	
	J- 9- 2- 3		154832-001	A-51		155176-001	G-31		156334-001	Z-39	
	K- 1- 2		154833-001	A-55			F-60		156426-000	L- 2- 3	
148430-001	Z-36		154835-001	A-67		G-32		156427-001	L- 2- 4		
148431-101	Z-56- 1		154841-001	A-83		155177-000	F-61		156428-000	L- 2- 6	
148432-001	Z-56- 2			G-73		155178-001	F-62		156429-001	L- 2- 5	
148782-001	K-12		154847-001	A-102		155180-001	F-67		156430-001	L- 2- 8	
148797-001	N- 3- 1- 5		154852-001	A-38		155181-001	H- 1		156432-001	L- 1	
148798-001	N- 3- 1- 7		154854-001	A-38- 2		155186-000	H- 6		156469-001	L- 7	
148838-001	F-36		154855-000	A-38- 3		155187-001	H- 9- 1		156476-000	J-15	
	G-66		154856-000	A-38- 6		155191-001	H-15		156491-001	J-16	
149170-001	C- 1- 5- 2		154868-001	B- 3		155193-001	H-20		156809-001	F-29	
	E-23		154869-000	B- 4		155194-001	Z- 4		156897-001	L-83	
	F- 1-12-2-2		154875-001	B-11			H-21		158433-001	C-43	
	F-31		154876-001	B-12		155195-001	H-24		159434-001	K-13	
	F-39- 1- 2		154877-001	B-13		155197-001	N- 3- 1- 1		159441-001	H- 4	
	G-10- 5		154878-001	B-14		155199-001	N- 3- 1- 3		159476-000	A-89	
	G-34		154879-000	B-15		155201-001	N- 3- 1- 9		159574-001	M- 1	
	G-77		154880-001	B-16		155202-001	N- 3- 1-11		159638-001	C-23	
	H- 1- 5- 2		154881-000	B-17		155203-101	N- 3- 1-12				
	J- 9- 1- 5		154885-001	B-20		155205-001	N- 3- 2		181969-003	A-47	
149171-001	K-11		154886-001	B-21		155225-001	J- 1			F-69	
149173-001	Z- 9		154887-001	B-22		K- 1		183161-101	Z-56		
149202-202	N- 5- 1		154901-001	C-21		155228-001	J- 3		210973-001	Z-29	
149203-001	N- 5- 1-29		154906-001	C-32		155229-000	J- 5		211964-001	Z-64- 5	
149566-002	M- 9- 2- 1		154922-001	C-35		155231-001	J- 9				
	M- 9- 3- 1		154923-001	C-36		155238-000	J-10		S00075-000	A-107	
	M- 9- 4- 1		154930-001	D- 3		155240-001	J-12		S00372-001	F-20- 2- 2	
	N- 2- 1- 9		154931-000	D- 3- 1		155244-001	K- 3		S01068-002	N- 2	
	N- 5- 1-10		154932-000	D- 3- 2		155245-000	K- 5		S01168-001	N- 3	
150106-001	Z-42- 4		154939-000	D- 6		155246-000	K- 8		S01168-002	N- 3	
150139-001	Z-42- 1		154940-000	D- 7		155247-000	J-14		S01170-001	N- 5	
150145-001	Z-42-20		154941-000	D- 8			K- 9		009681-612	H-10- 2	
150160-003	Z-42		154943-001	D-11		155248-001	K-10		105161-003	A-66	
150172-001	Z-42- 3		154945-001	D-11- 3		155282-001	L-21		113050-001	H-14- 2	
150176-001	Z-42- 6		154957-001	E-24		155283-000	D- 9				
	Z-42-18- 1		154961-001	E-30		155284-001	L-24		144815-001	H-13- 2	
150179-001	Z-42- 8		154962-001	E-31		155286-001	L-26		150173-001	Z-42- 4- 1	
150180-000	Z-42-11		154965-001	E-39		155290-000	L-27		155189-001	H- 9- 2	
150181-101	Z-42- 1- 2			E-50- 2- 6		155291-001	L-29		155324-001	Z-64	
150182-000	Z-42-12			E-50- 3- 6		155292-001	L-13				
150185-001	Z-42-20- 1			E-50- 4- 6		155294-000	L-36				
150188-001	Z-42-14		155132-001	F- 1-10		155295-001	L-37				
150189-001	Z-42- 1- 1		155133-001	F- 1-11		155305-101	M-13				
150202-001	Z-42- 4- 2		155138-001	F- 4		155306-001	M-15				
150553-002	N- 2- 1-21		155139-001	F- 5		155307-101	M-18				
	N- 5- 1-18		155141-000	F-14		155308-101	M-19				
150556-002	N- 2- 4		155143-000	F-16		155310-001	M-20				
	N- 5- 3		155144-001	F-17		155311-001	M-26				
150756-000	G- 7		155145-000	F-18		155312-001	M-28				
151474-011	C-33		155151-000	F-21		155313-001	M-32				
	Z- 1		155152-001	F-25		155320-001	Z-11				
151474-014	C-33		155153-000	F-27		155321-100	Z-27				
	Z- 1		155156-001	F-33		155325-001	Z-64-10				
151626-001	G-51		155157-001	F-34		155326-001	Z-64-13				
152194-001	A-38- 7			F-42		155340-001	A-104				
152718-001	G- 6		155159-001	F-39		155348-000	F-11				
	H- 4- 2		155162-001	F-39- 1- 3		155516-001	F-47				
152936-001	L-59			J- 9- 1- 6			J- 2				
153317-001	Z-64- 3		155164-001	F-40			K- 2				

