

# brother

## DT6-B926

3本針（2本針）二重環縫伏せ縫腕ミシン

THREE NEEDLE (TWIN NEEDLE) DOUBLE CHAINSTITCH MACHINE WITH FEED OFF THE ARM

DOPPELKETTENSTITCH-NÄHMASCHINE MIT DREI (ZWEI) NADELN UND LANGEM ARM

MACHINE A POINT DE CHAINETTE DOUBLE (AIGUILLES JUMEELES) A TROIS AIGUILLES AVEC BRAS DEPORTE

MAQUINA DE COSER PUNTADAS DE CADENETA DOBLE CON TRES AGUJAS (DOS AGUIAS) Y ALIMENTACION POR EL BRAZO


パーツブック

PARTS BOOK

TEILEKATALOG

LIVRE DES PIECES

LIBRO DE REFERENCIA DE PIEZAS



## パーツブックご利用に際して

1. 組単位で補給する部品は、〔 〕破線で示しております。
2. この本は1988年12月のデータに基づいて作成されたものです。
3. 部品は予告なしに設計変更される場合があります。
4. 部品コード欄が\*となっている場合は、仕様別部品一覧表 (37ページ) でお調べ下さい。

## 目 次

A. 主体関係.....	2	L. 下軸関係.....	24
B. 上軸関係.....	2	M 1. ゲージ関係 (スタンダード) .....	24
C. 針棒関係.....	4	M 2. ゲージ関係 (-5A) .....	26
D. 送り関係.....	4	M 3. ゲージ関係 (-6A) .....	28
E. プーリ関係.....	6	M 4. ゲージ関係 (-7A) .....	30
F. 押エ棒関係.....	8	M 5. ゲージ関係 (-8A) .....	32
G. プーラ装置関係 (-7A・-8A) .....	10	Z. 付属品関係.....	34
H. ルーパー関係.....	14	仕様別部品一覧表.....	37
J. 上糸通シ関係.....	16	ゲージ部品一覧表.....	42
K. 下糸通シ関係.....	20	索 引.....	47

## Notes for using this parts book

1. Parts supplied as complete assemblies are circled by a dotted line (.....).
2. This book was prepared based on information available in December 1988.
3. Parts are subject to changes in design without prior notice.
4. If the symbol \* is found in the "Parts No." column, refer to the different parts list on page 37.

## Anmerkungen zum Gebrauch dieses Stücklistebuches

1. Die Teile, die als kompletter Satz geliefert werden, sind mit einer (.....) gestrichelten Linie umrandet.
2. Dieses Buch basiert auf den Informationen vom Dezember 1988.
3. Modelländerungen sind vorbehalten.
4. Dieses Zeichen \* in der Spalte "Parts No. (Teilnummer)" verweist auf die Gesonderte Stückliste auf Seite 37.

## CONTENTS

A.	Machine body .....	2
B.	Upper shaft mechanism .....	2
C.	Needle bar mechanism .....	4
D.	Feed mechanism .....	4
E.	Pully mechanism .....	6
F.	Presser bar mechanism .....	8
G.	Puller device mechanism (-7A · -8A) .....	10
H.	Looper mechanism .....	14
J.	Upper threading mechanism .....	16
K.	Lower threading mechanism .....	20
L.	Lower shaft mechanism .....	24
M1.	Gauge parts (Standard) .....	24
M2.	Gauge parts (-5A) .....	26
M3.	Gauge parts (-6A) .....	28
M4.	Gauge parts (-7A) .....	30
M5.	Gauge parts (-8A) .....	32
Z.	Accessories .....	34
	DIFFERENT PARTS LIST .....	37
	GAUGE PARTS LIST .....	42
	INDEX .....	47

## INHALTSVERZEICHNIS

A.	Maschinengehäuse .....	2
B.	Obere Welle .....	2
C.	Nadelstange .....	4
D.	Transportvorrichtung .....	4
E.	Gürtelradmechanismus .....	6
F.	Stoffdrückérstange .....	8
G.	Ziehvorrichtung (-7A · -8A) .....	10
H.	Greifer .....	14
J.	Obererfadens .....	16
K.	Untererfadens .....	20
L.	Untere Welle .....	24
M1.	Lehren (Norm) .....	24
M2.	Lehren (-5A) .....	26
M3.	Lehren (-6A) .....	28
M4.	Lehren (-7A) .....	30
M5.	Lehren (-8A) .....	32
Z.	Zubehör .....	34
	ZUBEHÖRLISTE .....	37
	LEHRENLISTE .....	42
	INHALTSVERZEICHNIS .....	47

## Notes sur l'utilisation de ce manuel de pièces détachées

1. Les pièces fournies en tant qu'assemblages complets sont encadrées avec un trait pointillé (---).
2. Ce manuel a été fait d'après les renseignements valables au mois de Décembre 1988.
3. Les pièces peuvent être sujettes à des modifications sans préavis.
4. Si le symbole \* se trouve dans la colonne "Parts No. (N° de pièce)" veuillez la vous référer à la liste de pièces annexe page 37.

## Notas para usar este Libro de Piezas

1. Las piezas suministradas como conjuntos completos se enmarcan con una línea punteada (---).
2. Este libro ha sido compilado basándose en los datos de que se disponía en diciembre 1988.
3. Las piezas quedan sujetas a cambios de diseño sin aviso previo.
4. De haber un símbolo \* junto al "Parts No. (Número de Pieza)", habrá que mirar la lista de piezas separada de la página 37.

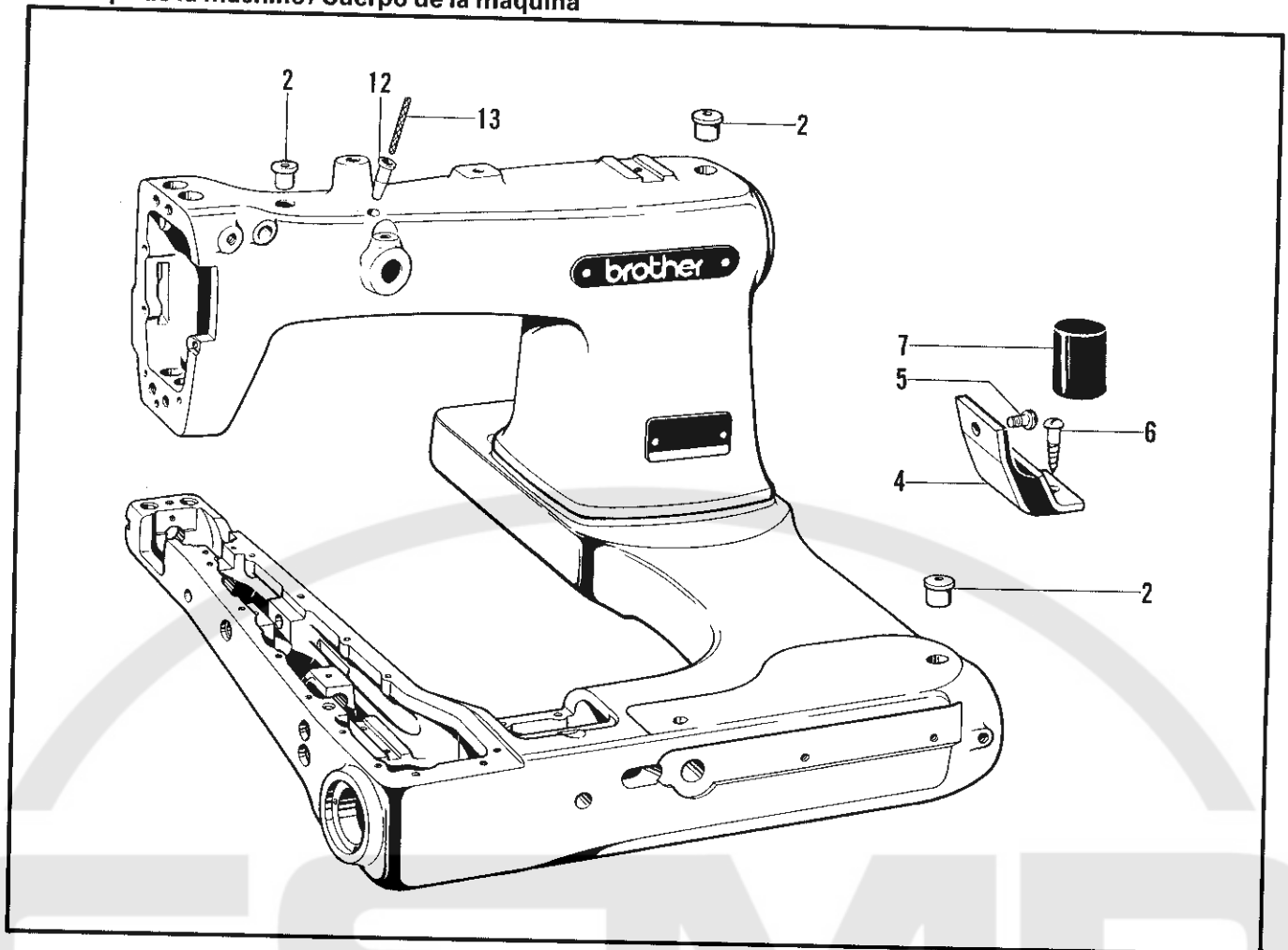
## TABLE DES MATIERES

A.	Corps de la machine .....	2
B.	Mécanisme de l'arbre supérieur .....	2
C.	Mécanisme de la barre à aiguille .....	4
D.	Mécanisme de l'entraînement .....	4
E.	Poulie .....	6
F.	Mécanisme de la barre de presser .....	8
G.	Mécanisme du Puller (-7A·-8A) .....	10
H.	Mécanisme des Griffes .....	14
J.	Mécanisme de l'Enfilage Supérieur .....	16
K.	Mécanisme de l'Enfilage Inférieur .....	20
L.	Mécanisme de l'arbre inférieur .....	24
M1.	Pièces du Jauge (Standard) .....	24
M2.	Pièces du Jauge (-5A) .....	26
M3.	Pièces du Jauge (-6A) .....	28
M4.	Pièces du Jauge (-7A) .....	30
M5.	Pièces du Jauge (-8A) .....	32
Z.	Accessoires .....	34
	LISTE DE PIECES DIFFERENTES .....	37
	LISTE DES PIECES DU JAUGE .....	42
	INDEX .....	47

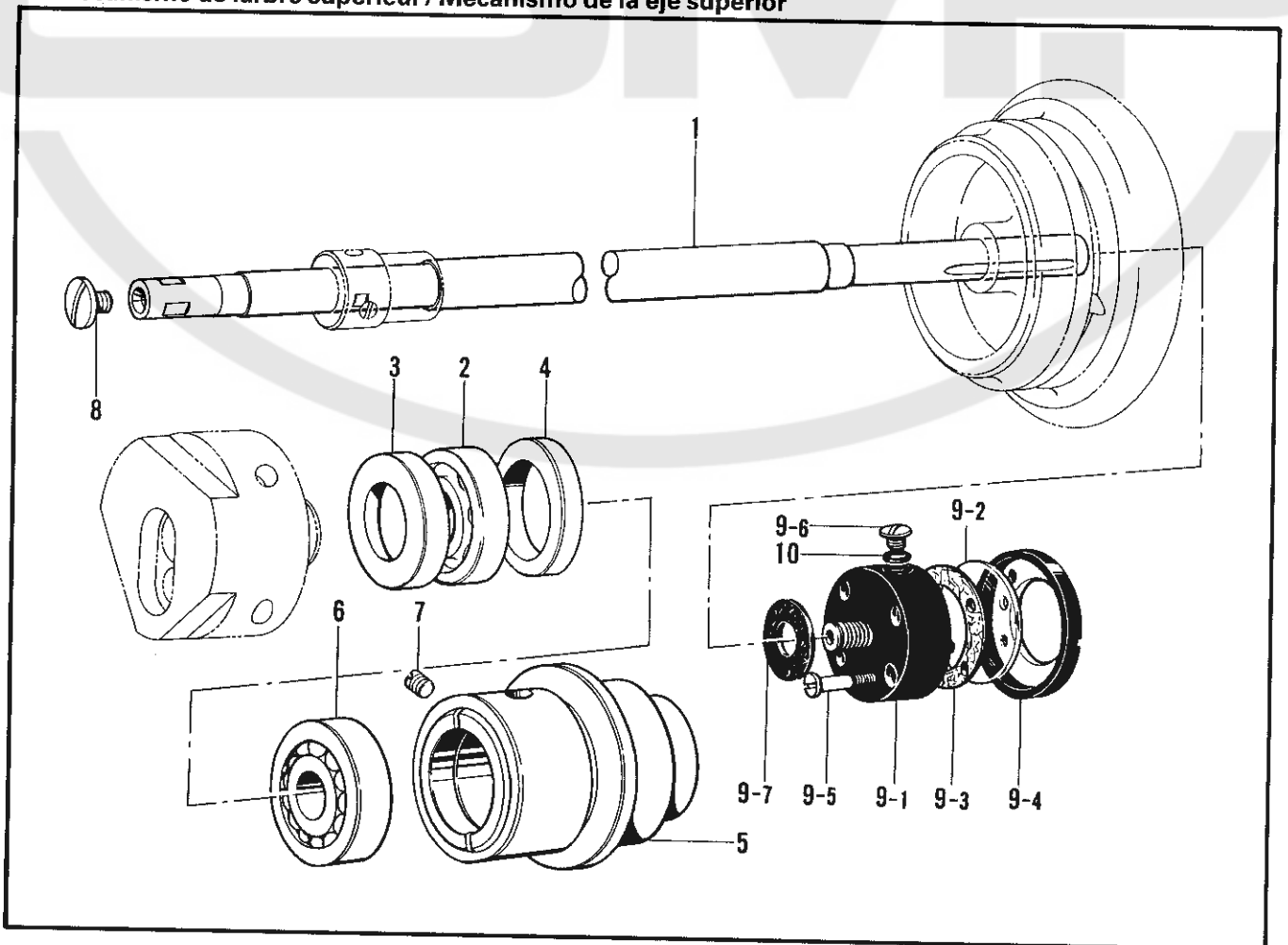
## INDICE

A.	Cuerpo de la máquina .....	2
B.	Mecanismo de la eje superior .....	2
C.	Mecanismo de la barra de aguja .....	4
D.	Mecanismo de la alimentación .....	4
E.	Polea .....	6
F.	Mecanismo de la barra del prensatelas .....	8
G.	Mecanismo del dispositivo des arrastre (-7A·-8A) .....	10
H.	Mecanismo del presilladora .....	14
J.	Mecanismo de le enhebrado superior .....	16
K.	Mecanismo de le enhebrado inferior .....	20
L.	Mecanismo de la eje inferior .....	24
M1.	Piezas calibradoras (Norma) .....	24
M2.	Piezas calibradoras (-5A) .....	26
M3.	Piezas calibradoras (-6A) .....	28
M4.	Piezas calibradoras (-7A) .....	30
M5.	Piezas calibradoras (-8A) .....	32
Z.	Accesorios .....	34
	LISTA DE PIEZAS ACCESORIAS .....	37
	LISTE DE PIEZAS CALIBRADORAS .....	42
	INDICE .....	47

A. 主体関係 / Machine body / Maschinengehäuse /  
 Corps de la machine / Cuerpo de la máquina



B. 上軸関係 / Upper shaft mechanism / Obere Welle /  
 Mécanisme de l'arbre supérieur / Mecanismo de la eje superior



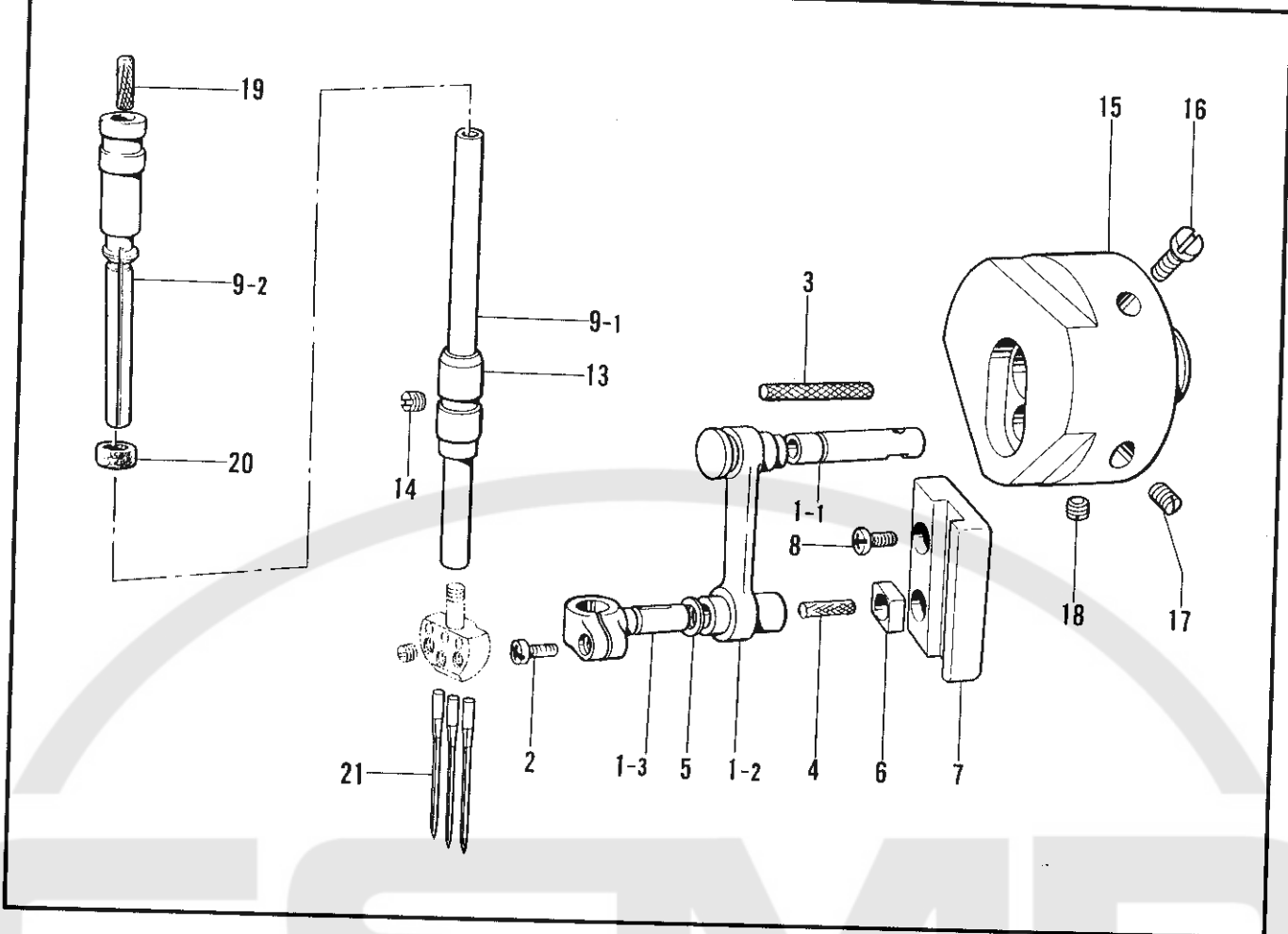
A. 上軸関係 / Machine body / Maschinengehäuse /  
Corps de la machine / Cuerpo de la máquina

REF.NO.	CODE	Q'TY	ヒンメイ	NAME OF PARTS	RMKS
2	145826001	3	タマイリオイルカツプ	OIL CAP	
4	105337001	2	クツシヨクミ	CUSHION ASSEMBLY	
5	105146001	2	シメネシ"6.35	SCREW 6.35	
6	101091001	2	マルモクネシ"6.2X26	SCREW 6.2X26	
7	105341001	2	ホ"ウクツシヨク	BASE CUSHION	
12	111419001	1	オイルクチ	OIL PLUG	
13	111191001	1	クミヒモ	WICK	

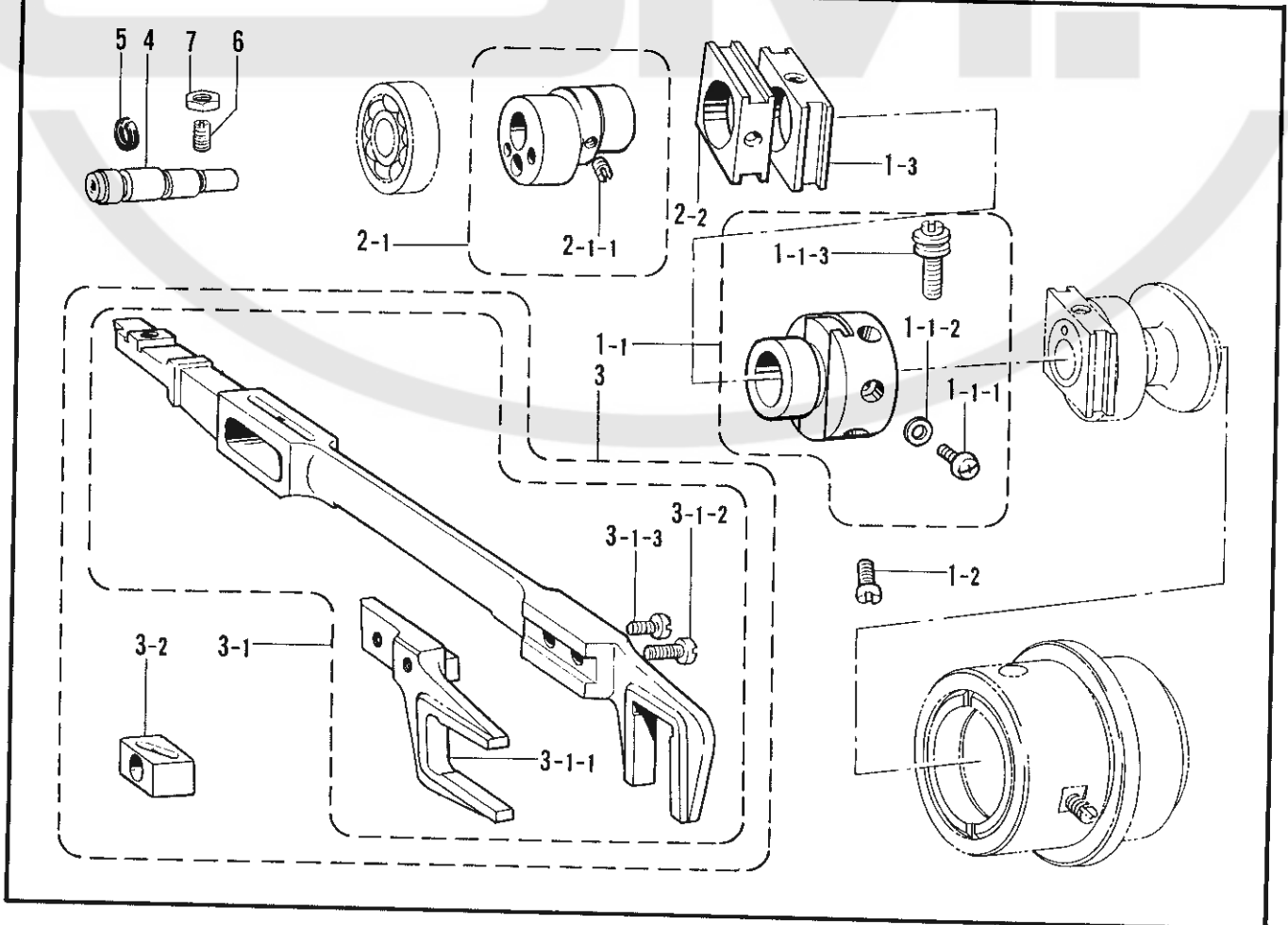
B. 上軸関係 / Upper shaft mechanism / Obere Welle /  
Mécánisme de l'arbre supérieur / Mecanismo de la eje superior

REF.NO.	CODE	Q'TY	ヒンメイ	NAME OF PARTS	RMKS
1	111019000	1	ウツシ"ク	UPPER SHAFT	
2	072620200	1	タマシ"クウケ6202	BEARING 6202	
3	105056000	1	シ"クウケオサエ	UPPER SHAFT BALL BEARING (LEFT)	
4	105057000	1	シ"クウケオイルト"メ	OIL STOPPER	
5	181996006	1	ハ"アリンク"ケースクミ	BEARING CASE ASSEMBLY	
6	072630200	1	タマシ"クウケ6302	BEARING 6302	
7	105062001	1	トメネシ"7.94	SCREW 7.94	
8	105063001	1	シメネシ"7.94	SCREW 7.94	
9-1	105064001	1	オイルタンク	OIL TANK	
9-2	105065001	1	ユリヨウケイマト"	OIL GAUGE WINDOW	
9-3	105066001	1	ユリヨウケイマト"ハ"ツキン	PACKING	
9-4	105067001	1	ユリヨウケイフタ	OIL GAUGE FLANGE	
9-5	120311002	4	シメネシ"3.57	SCREW 3.57	
9-6	111193001	1	オイルクチフタ	CAP SCREW	
9-7	105071001	1	オイルタンクハ"ツキン	OIL TANK PACKING	
10	111194001	1	Oリング"	O RING	

C. 針棒機構 / Needle bar mechanism / Nadelstange /  
 Mécanisme de la barre à aiguille / Mecanismo de la barra de aguja



D. 送り関係 / Feed mechanism / Transportvorrichtung /  
 Mécanisme de l'entraînement / Mecanismo de la alimentación



C. 針棒機構 / Needle bar mechanism / Nadelstange /  
 Mécanisme de la barre à aiguille / Mecanismo de la barra de aguja

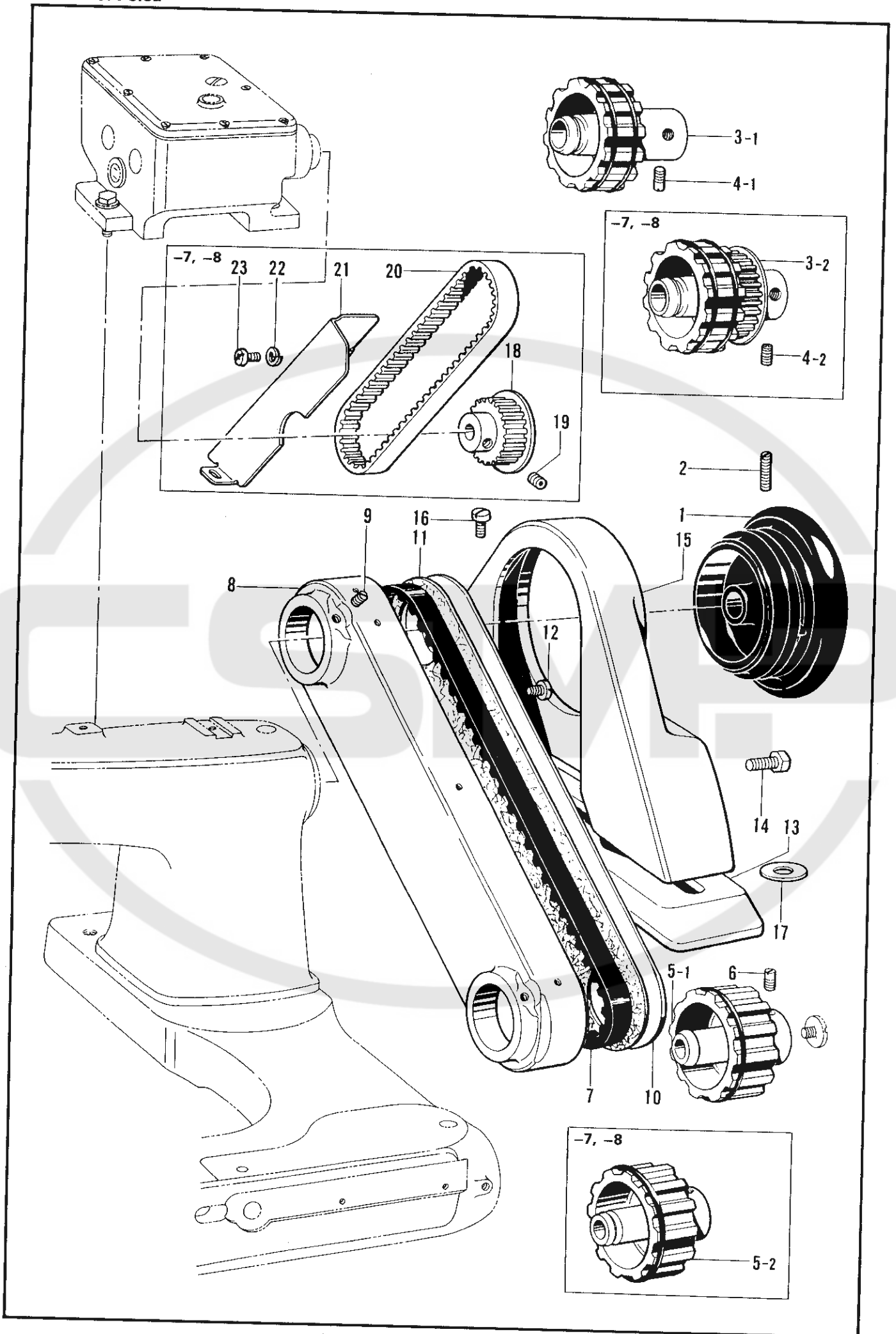
REF.NO.	CODE	Q'TY	品名	NAME OF PARTS	RMKS
1-1	105074001	1	ハリホ"ウクランク	NEEDLE BAR CRANK	
1-2	105075001	1	ハリホ"ウクランクレンガン	NEEDLE BAR CRANK ROD	
1-3	105076001	1	ハリホ"ウタ"キ	NEEDLE BAR BRACKET	
2	062670812	1	ナヘ"コ357-40X8	SCREW 357X8	
3	108896001	1	クミヒモ12X12	WICK 12X12	
4	105363001	1	クミヒモ	WICK	
5	105077000	3	サ"カ"ネ	WASHER	
6	105078001	1	ハリホ"ウアンナイカクコマ	NEEDLE BAR GUIDE SLIDE BLOCK	
7	105079001	1	ハリホ"ウアンナイ	NEEDLE BAR GUIDE	
8	062681012	2	ナヘ"コ437-40X10	SCREW 437X10	
9-1	111022001	1	ハリホ"ウ	NEEDLE BAR	
9-2	111023001	1	ハリホ"ウメタルU	NEEDLE BAR BUSHING (UPPER)	
13	111024001	1	ハリホ"ウメタルD	NEEDLE BAR BUSHING (LOWER)	
14	100260001	2	トメネシ"5.95	SCREW 5.95	
15	*	1	テンヒ"ンクランク	THREAD TAKE-UP CRANK	
16	105073001	2	シメネシ"5.95	SCREW 5.95	
17	100251001	1	トメネシ"6.35	SCREW 6.35	
18	123006001	1	トメネシ"6.35クホ"ミ	SCREW 6.35	
19	105363001	1	クミヒモ	WICK	
20	105083001	1	フェルト	FELT	
21	*	*	ミシンハリ TVX5	NEEDLE TVX5	

D. 送り関係 / Feed mechanism / Transportvorrichtung /  
 Mécanisme de l'entraînement / Mecanismo de la alimentación

REF.NO.	CODE	Q'TY	品名	NAME OF PARTS	RMKS
1-1	183182001	1	スイハイヘンシンリンクミ	HORIZONTAL FEED ECCENTRIC WHEEL ASSEMBLY	
1-1-1	060670512	1	ハ"イント"357-40X5	SCREW 3.57X5	
1-1-2	105161002	1	サ"カ"ネ	WASHER	
1-1-3	105162001	1	ヘンシンリンチヨウセツネシ"	FEED ECCENTRIC ADJUSTING SCREW	
1-2	105163001	2	アタマツキトメネシ"5.95	SCREW 5.95	
1-3	105164000	1	ヘンシンリンスリーブ"	ECCENTRIC WHEEL SLEEVE	
2-1	181108001	1	ヘンシンリンネシ"ツキ	ECCENTRIC WHEEL WITH SCREW	
2-1-1	100251001	2	トメネシ"6.35	SCREW 6.35	
2-2	105166000	1	ヘンシンリンスリーブ"	ECCENTRIC WHEEL SLEEVE	
3	180908001	1	オクリタ"イカクコマクミ	FEED BAR SLIDE BLOCK ASSEMBLY	
3-1	111044001	1	オクリタ"イクミ	FEED BAR ASSEMBLY	
3-1-1	105168001	1	シ"ョウケ"フタマタ	FEED LIFTING FORK	
3-1-2	062681212	1	ナヘ"コ437-40X12	SCREW 437X12	
3-1-3	062681012	1	ナヘ"コ437-40X10	SCREW 437X10	
3-2	105170001	1	オクリタ"イカクコマ	FEED BAR SLIDE BLOCK	
4	111046001	1	オクリタ"イヘンシンシ"ク	ECCENTRIC SHAFT	
5	105171001	1	ヘンシンシ"クハ"ツキン	PACKING	
6	151605001	1	トメネシ"5.95	SCREW 5.95	
7	150553003	1	ナツト5.95	NUT 5.95	



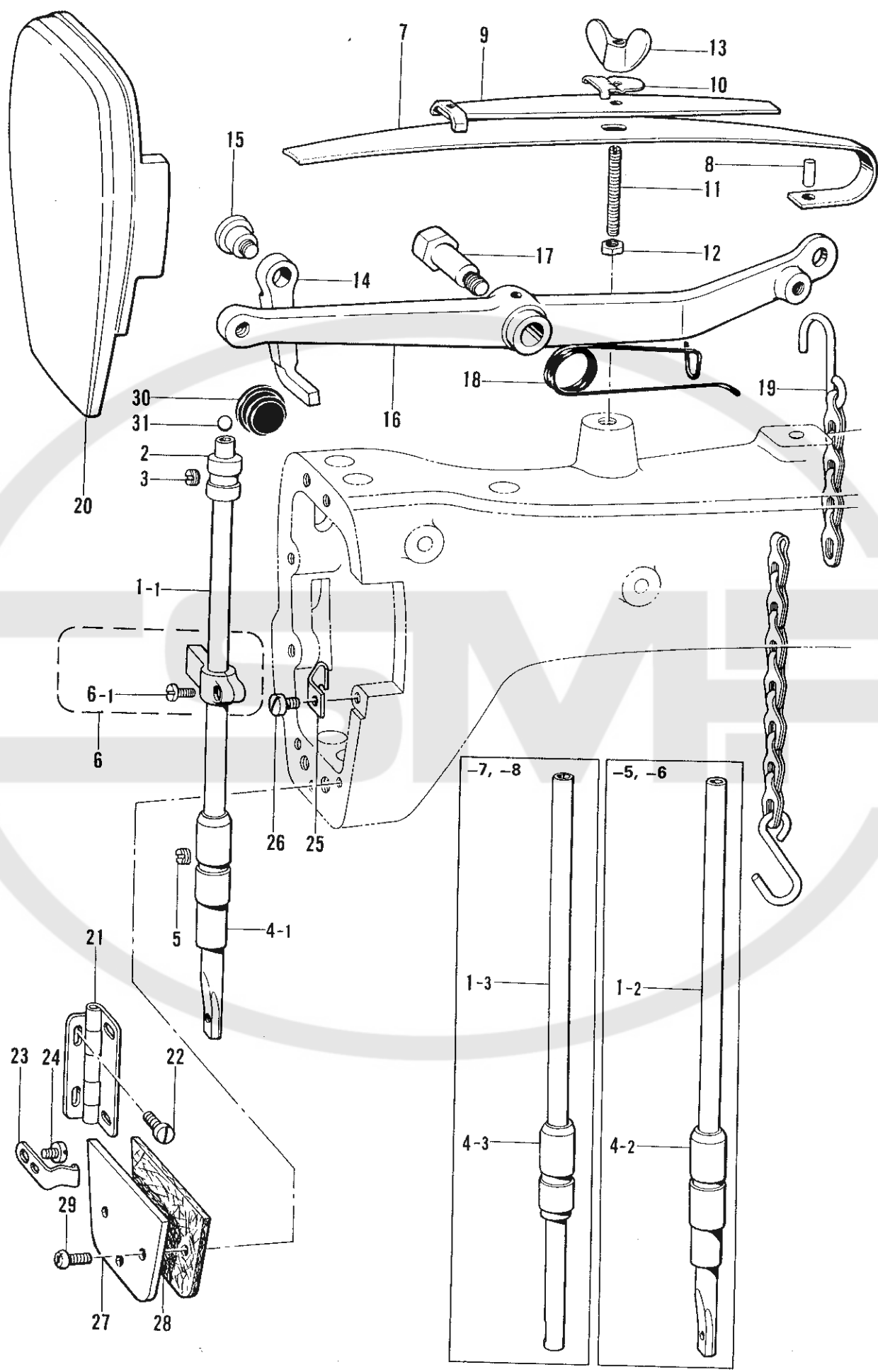
E. プーリ関係/Pully mechanism / Gürtelradmechanismus /  
Poulie / Polea



プーリー機構 / Pulley mechanism / Gürtelradmechanismus /  
 Poulie / Polea

REF.NO.	CODE	Q'TY	ヒンメイ	NAME OF PARTS	RMKS
1	105131001	1	プーリー		
2	105132001	2	トメネジ"5.95	SCREW 5.95	
6	013771212	2	トメネジ"6.35クホ"ミ	SCREW 6.35X12	
7	111037001	1	タイミング"ベルト	TIMING BELT	
9	107308001	2	トメネジ"6.35	SCREW 6.35	
10	105140006	1	ベルトカバー"フタ	BELT COVER PLATE	
11	105141001	1	ベルトカバー"フタパッキン	PACKING	
12	062710812	2	ナ"コ476-32X8	SCREW 476X8	
13	111039006	1	プーリカバー"タ"イ	PULLEY COVER BASE	
14	105144001	2	ボルト11.11	BOLT 11.11	
15	111040006	1	プーリカバー"	PULLEY COVER	
16	105146001	2	シメネジ"6.35	SCREW 6.35	
17	101800001	2	プーリカバー"シート	WASHER	
〈スタンダード. -5.-6/STANDARD. -5.-6〉					
1	111034001	1	-----	PULLEY	
3-1	181977000	1	ウエ"ベルトク"ルマクミ	TIMING BELT WHEEL ASSEMBLY (UPPER)	
4-1	013771212	2	トメネジ"6.35クホ"ミ	SCREW 6.35X12	
5-1	181978000	1	シタ"ベルトク"ルマクミ	TIMING BELT WHEEL ASSEMBLY (LOWER)	
〈スタンダード. -6.-8 /STANDARD. -6.-8〉					
8	111038006	1	ベルトカバー"	BELT COVER	
<-5.-7>					
8	105138006	1	ベルトカバー"	BELT COVER	
<-7.-8>					
1	150727001	1	-----	PULLEY	
3-2	150653001	1	プー"ラウエ"ベルトク"ルマクミ	PULLER TIMING BELT WHEEL UPPER ASSEMBLY	
4-2	014770622	2	ア"トメネジ"6.35クホ"ミ	SCREW 6.35	
5-2	150657001	1	プー"ラシタ"ベルトク"ルマクミ	PULLER TIMING BELT WHEEL LOWER ASSEMBLY	
18	150659001	1	タイ"ミング"プー"リBク"ミ	TIMING BELT PULLEY LOWER ASSEMBLY	
19	014760622	2	ア"トメネジ"5.95クホ"ミ	SCREW 5.95	
20	150661001	1	プー"ラタイ"ミング"ベルトA	PULLER TIMING BELT (LONG)	
21	150662006	1	プー"ラ"ベルトカ"バ"	PULLER BELT COVER	
22	028680242	2	ハ"ネサ"カ"ネ2-4.37	SPRING WASHER 2-4.37	
23	062680812	2	ナ"コ437-40X8	SCREW 437X8	

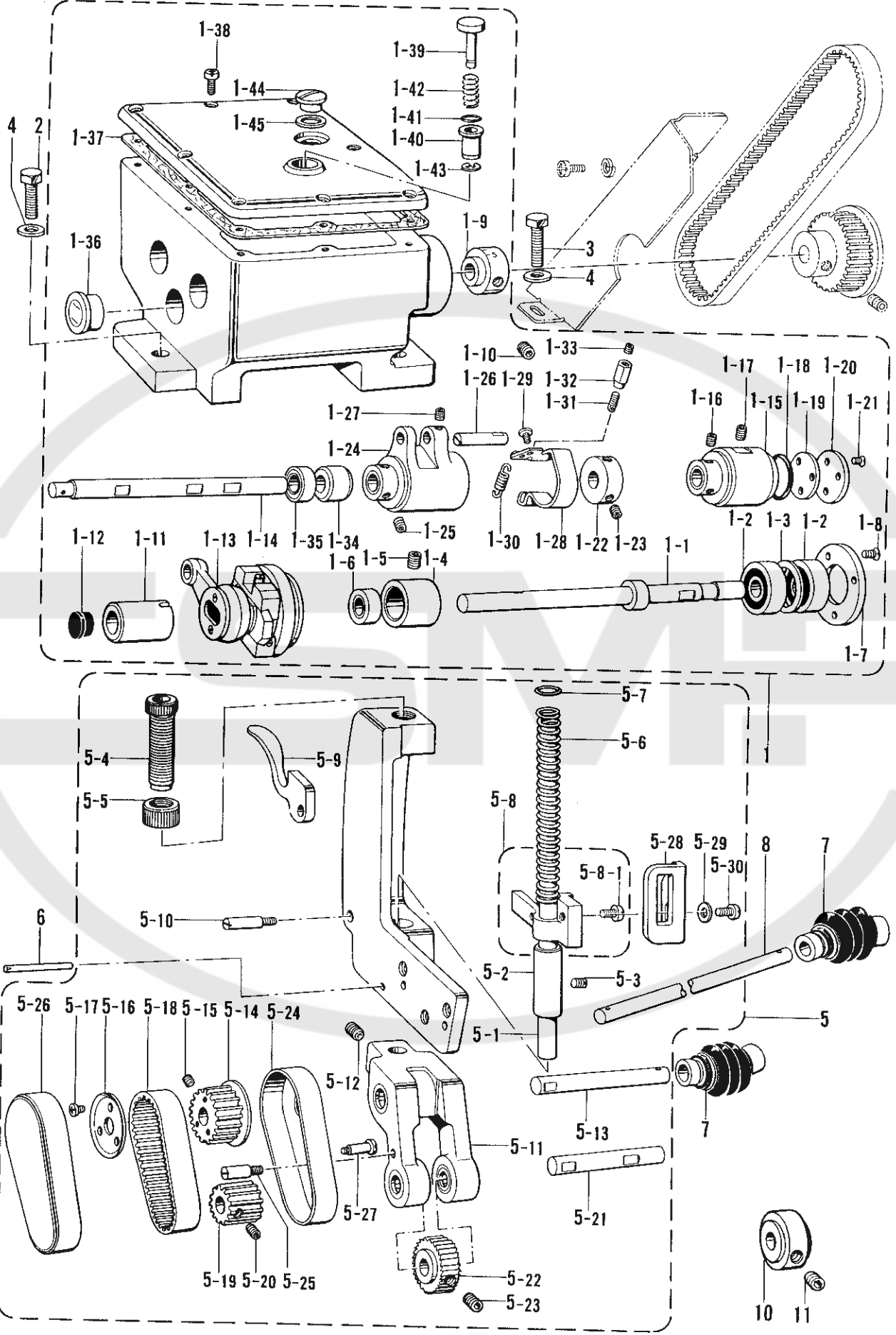
F. 押工棒関係 / Presser bar mechanism / Stoffdrückerstange /  
 Mécanisme du la barre de presser / Mecanismo de la barra del prensatelas



1. 昇工機関係 / Presser bar mechanism / Stoffdrückerstange /  
 Mécanisme du la barre de presser / Mecanismo de la barra del prensatelas

REF.NO.	CODE	Q'TY	ヒンメイ	NAME OF PARTS	RMKS
2	105091001	1	オサエホ"ウメタルU	PRESSER BAR BUSHING (UPPER)	
3	100260001	1	トメネジ"5.95	SCREW 5.95	
5	100260001	1	トメネジ"5.95	SCREW 5.95	
6	181997001	1	オサエホ"ウタ"キクミ	PRESSER BAR CLAMP ASSEMBLY	
6-1	105176001	1	シメネジ"4.37	SCREW 4.37	
7	105094001	1	オサエイタハ"ネ	PRESSER PLATE SPRING	
8	105095001	1	オサエイタハ"ネピン	PRESSER PLATE SPRING PIN	
9	105096001	1	カサネイタハ"ネクミ	PRESSER PLATE SPRING ASSEMBLY	
10	105100001	1	カサネイタハ"ネトメサ"カ"ネ	GUIDE WASHER	
11	148006001	1	オサエチヨウセツネジ"	PRESSER ADJUSTING SCREW	
12	021710212	1	ナツト2シユ4.76	NUT 4.76	
13	148007001	1	チヨウナツト4.76	WING NUT 4.76	
14	105103001	1	オサエホ"ウアケ"	PRESSER BAR LIFTER	
15	105104001	1	タ"ンネジ"5.95	STUD SCREW 5.95	
16	105105006	1	ヒサ"アケ"テユ	KNEE LIFTER LEVER	
17	102921002	1	タ"ンネジ"7.94	STUD SCREW 7.94	
18	105106001	1	ヒサ"アケ"ネジ"リハ"ネ	KNEE LIFTER SPRING	
19	105333001	1	クサリAクミ	PRESSER FOOT LIFTER CHAIN ASSEMBLY	
21	111027001	1	メンイタヒンシ"クミ	FACE PLATE UPPER HINGE ASSEMBLY	
22	100257010	4	シメネジ"3.57	SCREW 3.57	
23	111032001	1	メンイタメイタハ"ネL	STOPPER SPRING PLATE(L)	
24	100242003	2	シメネジ"3.57	SCREW 3.57	
25	111033001	1	メンイタメイタハ"ネS	STOPPER SPRING PLATE(S)	
26	102843004	1	サラネジ"3.57	SCREW 3.57	
29	062671012	3	ナヘ"コ357-40X10	SCREW 357X10	
30	104449001	1	メクラセ	OIL CAP	
31	071063550	1	コウキユウ 1/4	STEEL BALL 1/4	
<スタンダード /STANDARD>					
1-1	S06259001	1	オサエホ"ウ	PRESSER BAR	
4-1	111025001	1	オサエホ"ウメタルD	PRESSER BAR BUSHING (LOWER)	
<スタンダード -5- -6/STANDARD. -5. -6>					
20	111028006	1	メンイタU	FACE PLATE(UPPER)	
<スタンダード -6/STANDARD>					
27	111026001	1	メンイタD	FACE PLATE (LOWER)	
28	111071101	1	メンイタDハツケン	PACKING	
<-5.-6>					
1-2	S06260001	1	オサエホ"ウ	PRESSER BAR	
4-2	147865001	1	オサエホ"ウメタルD	PRESSER BAR BUSHING (LOWER)	
<-7.-8>					
1-3	S06261001	1	オサエホ"ウ	PRESSER BAR	
4-3	150665001	1	オサエホ"ウメタルD	PRESSER BAR BUSHING (LOWER)	
20	150728006	1	メンイタU	FACE PLATE(UPPER)	

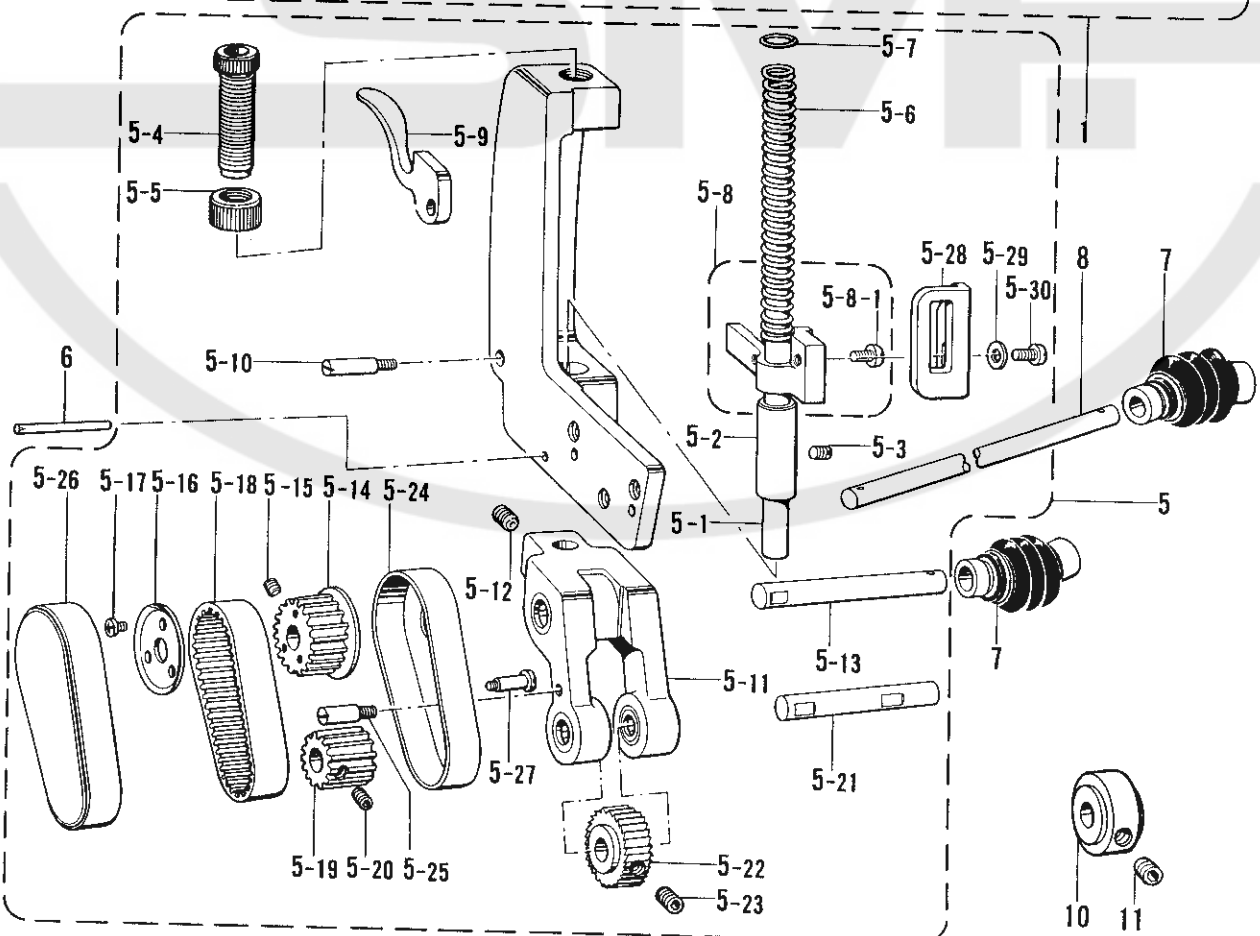
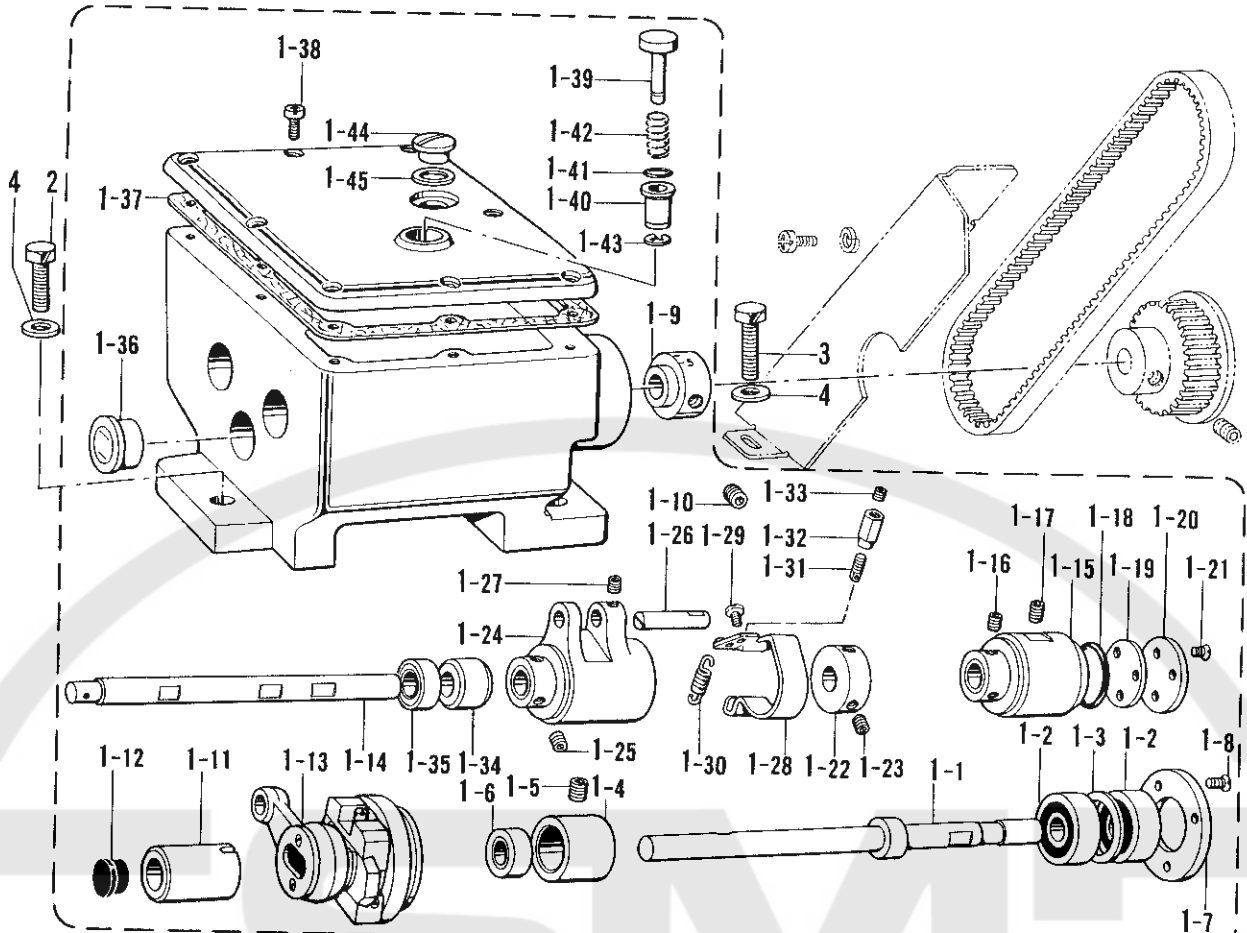
G. ブーラ装置関係 (-7A·-8A) / Puller device mechanism (-7A·-8A) / Ziehvorrichtung (-7A·-8A) /  
 Mécanisme due Puller (-7A·-8A) / Mecanismo del dispositivo des arrastre (-7A·-8A)



G. プーラー装置関係 (-7A·-8A)/Puller device mechanism (-7A·-8A)/Ziehvorrichtung (-7A·-8A)/  
 Mécanisme due Puller (-7A·-8A)/Mecanismo del dispositivo des arrastre (-7A·-8A)

REF.NO.	CODE	Q'TY	ヒンメイ	NAME OF PARTS	RMKS
1	150677001	1	プーラソウチクミ	PULLER DEVICE ASSEMBLY	
1-1	150679001	1	ハンシンリンシ"ククミ	ECCENTRIC WHEEL SHAFT ASSEMBLY	
1-2	072600040	2	タマシ"クウケ6000DD	BEARING 6000DD	
1-3	150682000	1	ハ"アリング"カラー	BEARING COLLAR	
1-4	150683000	1	ハ"アリング"フ"シユ	BEARING BUSHING	
1-5	014760622	1	アナトメネシ"5.95クホ"ミ	SCREW 5.95	
1-6	150684001	1	オイルシール	OIL SEAL	
1-7	150685001	1	ハ"アリング"フタ	BEARING CAP	
1-8	102538002	3	サラネシ"3.57	SCREW 3.57	
1-9	150686001	1	タイミング"カラー	TIMING COLLAR	
1-10	014760622	2	アナトメネシ"5.95クホ"ミ	SCREW 5.95	
1-11	150687000	1	ハンシンリンシ"クメタル	ECCENTRIC WHEEL SHAFT BUSHING	
1-12	117934001	1	メクラセ	OIL CAP	
1-13	150688001	1	ハンシンリンクミ	ECCENTRIC WHEEL ASSEMBLY	
1-14	150690001	1	オクリシ"ク	PULLER FEED SHAFT	
1-15	150691101	1	クラツチメタルクミ	CLUTCH BUSHING ASSEMBLY	
1-16	014760622	2	アナトメネシ"5.95クホ"ミ	SCREW 5.95	
1-17	014760622	1	アナトメネシ"5.95クホ"ミ	SCREW 5.95	
1-18	081025570	1	Oリング"P25.5	O RING P25.5	
1-19	150693000	1	ハ"ツキン	PACKING	
1-20	150694001	1	クラツチメタルフタ	CLUTCH BUSHING CAP	
1-21	102843004	3	サラネシ"3.57	SCREW 3.57	
1-22	150680001	1	セツトカラー	SET COLLAR	
1-23	014760622	2	アナトメネシ"5.95クホ"ミ	SCREW 5.95	
1-24	150609101	1	クラツチクミ	CLUTCH ASSEMBLY	
1-25	014760622	2	アナトメネシ"5.95クホ"ミ	SCREW 5.95	
1-26	109153001	1	ピン	FEED ROCK SHAFT ARM PIN	
1-27	014680422	1	アナトメネシ"4.37クホ"ミ	SCREW 4.37	
1-28	150611001	1	ブレーキイタハ"ネ	BRAKE PLATE SPRING	
1-29	062680512	2	ナヘ"コ437-40X5	SCREW 437X5	
1-30	150612001	1	ブレーキハ"ネ	BRAKE SPRING	
1-31	150613001	1	ブレーキハ"ネカケ	BRAKE SPRING HOOK	
1-32	150614001	1	ブレーキハ"ネカケフ"シユ	SPRING HOOK BUSHING	
1-33	148294001	1	アナトメネシ"3.57クホ"ミ	SCREW 3.57	
1-34	150695000	1	オクリシ"クメタル	PULLER FEED SHAFT BUSHING	
1-35	150696001	1	オイルシール	OIL SEAL	
1-36	150697001	1	オイルホ"ットマト"	OIL GAUGE WINDOW	
1-37	150699000	1	ハ"ツキン	PACKING	
1-38	062671012	8	ナヘ"コ357-40X10	SCREW 357X10	
1-39	150641001	1	オクリチヨウセツホ"タン	FEED ADJUSTING BUTTON	
1-40	150700001	1	チヨウセツホ"タンフ"シユ	FEED ADJUSTING BUTTON BUSHING	
1-41	081003670	1	Oリング"PW3	O RING PW3	
1-42	150701001	1	オクリチヨウセツホ"タンハ"ネ	FEED ADJUSTING BUTTON SPRING	
1-43	048040342	1	トメワE4	STOP RING E4	
1-44	105113001	1	シメネシ"12.70	SCREW 12.70	
1-45	105215001	1	ハ"ツキン	PACKING	
2	017822212	1	ホルト7.94X22	BOLT 7.94X22	
3	017821813	2	ホルト7.94X18	BOLT 7.94X18	
4	025080132	3	ヒラサ"カ"ネシヨウ8	WASHER 8	
5	150702001	1	プーラササエト"タ"イクミ	PULLER SUPPORTER BRACKET ASSEMBLY	
5-1	150704001	1	プーラオサエホ"ウ	PULLER PRESSER BAR	
5-2	112763001	1	オサエホ"ウメタルD	PRESSER BAR BUSHING (LOWER)	
5-3	014680422	1	アナトメネシ"4.37クホ"ミ	SCREW 4.37	
5-4	100279101	1	オサエチヨウセツネシ"	PRESSER ADJUSTING SCREW	
5-5	147846001	1	チヨウセツネシ"ツマミナツト	NUT	
5-6	106794001	1	オサエハ"ネ	PRESSER SPRING	
5-7	141099001	1	オサエハ"ネサ"カ"ネ	WASHER	
5-8	183128001	1	オサエホ"ウアンナイクミ	PRESSER BAR GUIDE ASSEMBLY	
5-8-1	062680712	1	ナヘ"コ437-40X7	SCREW 437X7	
5-9	112618001	1	オサエアケ"	PRESSER FOOT LIFTER	
5-10	150705001	1	テコササエシ"ク	STUD SCREW	
5-11	150706001	1	プーラササエイクミ	PULLER SUPPORTER ASSEMBLY	

G. ノープ装置関係 (-7A·-8A) / Puller device mechanism (-7A·-8A) / Ziehvorrichtung (-7A·-8A) / Mécanisme due Puller (-7A·-8A) / Mecanismo del dispositivo des arrastre (-7A·-8A)

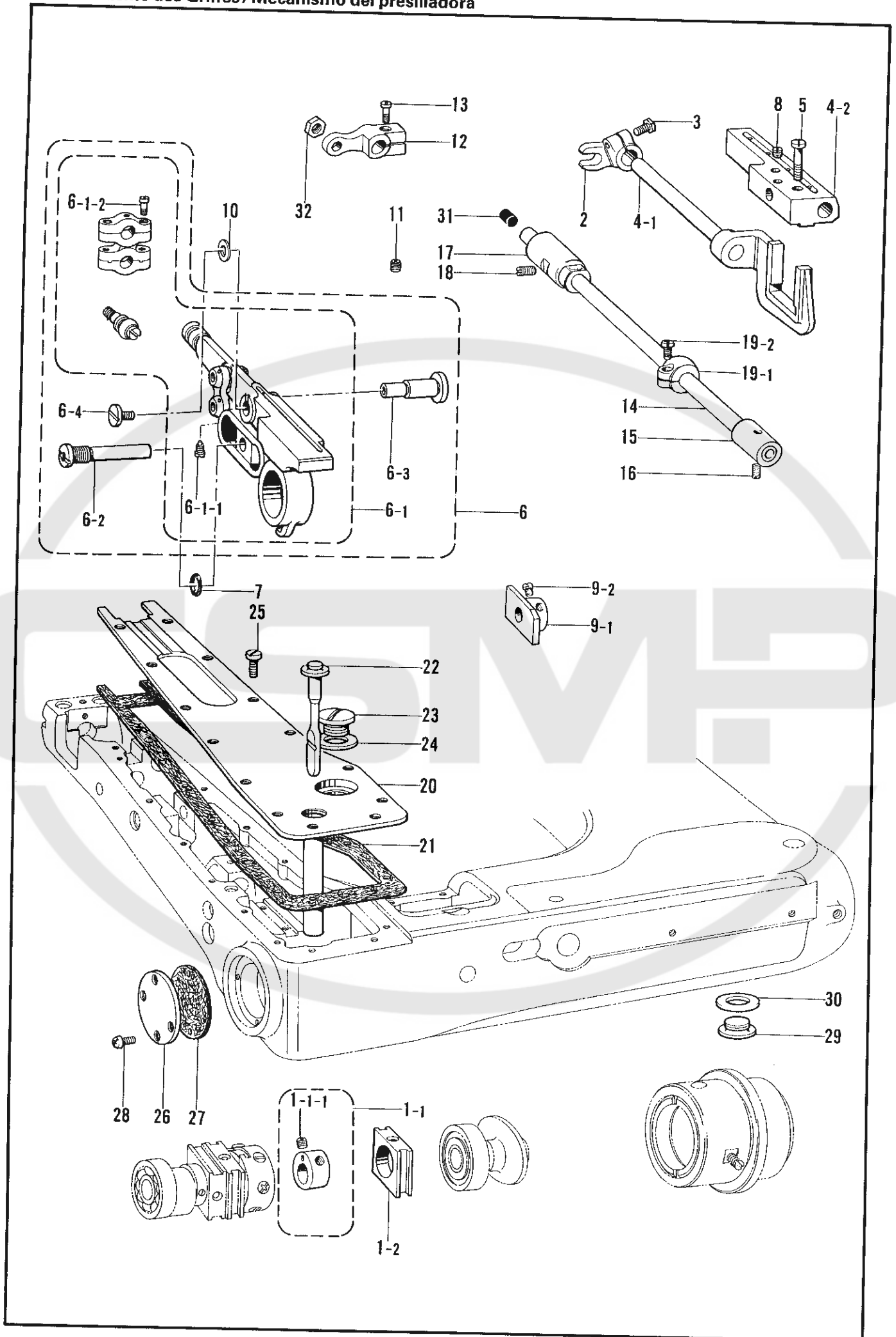


U. プーラー装置関係 (-7A・-8A) / Puller device mechanism (-7A・-8A) / Ziehvorrichtung (-7A・-8A) /  
 Mécanisme due Puller (-7A・-8A) / Mecanismo del dispositivo des arrastre (-7A・-8A)

REF.NO.	CODE	Q'TY	品名	NAME OF PARTS	RMKS
5-12	014770622	1	アナトメネシ"6.35クホ"ミ	SCREW 6.35	
5-13	150711001	1	タイミング"プー"リシ"ク	TIMING BELT PULLEY SHAFT	
5-14	150712001	1	タイミング"プー"リCク"ミ	TIMING BELT PULLEY ASSEMBLY	
5-15	014680422	2	アナトメネシ"4.37クホ"ミ	SCREW 4.37	
5-16	150715001	1	フランシ"B	FLANGE B	
5-17	106568003	3	シメネシ"3.57	SCREW 3.57	
5-18	150716001	1	プー"ラタイミング"ハ"ルトB	PULLER TIMING BELT (SHORT)	
5-19	150717000	1	タイミング"プー"リD	TIMING BELT PULLEY (LOWER) ASSEMBLY	
5-20	014680422	2	アナトメネシ"4.37クホ"ミ	SCREW 4.37	
5-21	150718001	1	プー"ラシ"ク	PULLER SHAFT	
5-22	150719001	1	プー"ラ	PULLER	
5-23	014760622	2	アナトメネシ"5.95クホ"ミ	SCREW 5.95	
5-24	150720001	1	カハ"D	TIMING BELT COVER (RIGHT)	
5-25	150721001	1	スタツト"	STUD SCREW	
5-26	150722001	1	カハ"U	TIMING BELT COVER (LEFT)	
5-27	150723001	1	ダ"ンネシ"3.57	STUD SCREW 3.57	
5-28	153965001	1	プー"ラオサエホ"ウアケ"	ROLLER PRESSER BAR LIFTER	
5-29	025060232	1	ヒラサ"カ"ネチユウ6	WASHER 6	
5-30	062761012	1	ナヘ"コ595-28X10	SCREW 595X10	
6	143602001	2	ミソ"ツキピ"ン	DOWEL PIN	
7	150725001	2	カハ"ーツキシ"サ"イツキ"テ	UNIVERSAL JOINT ASSEMBLY	
8	150726001	1	ツキ"テシ"ク	UNIVERSAL JOINT SHAFT	
10	*	1	プー"ラ	PULLER	
11	*	2	アナトメネシ"4.37クホ"ミ	SCREW 4.37	

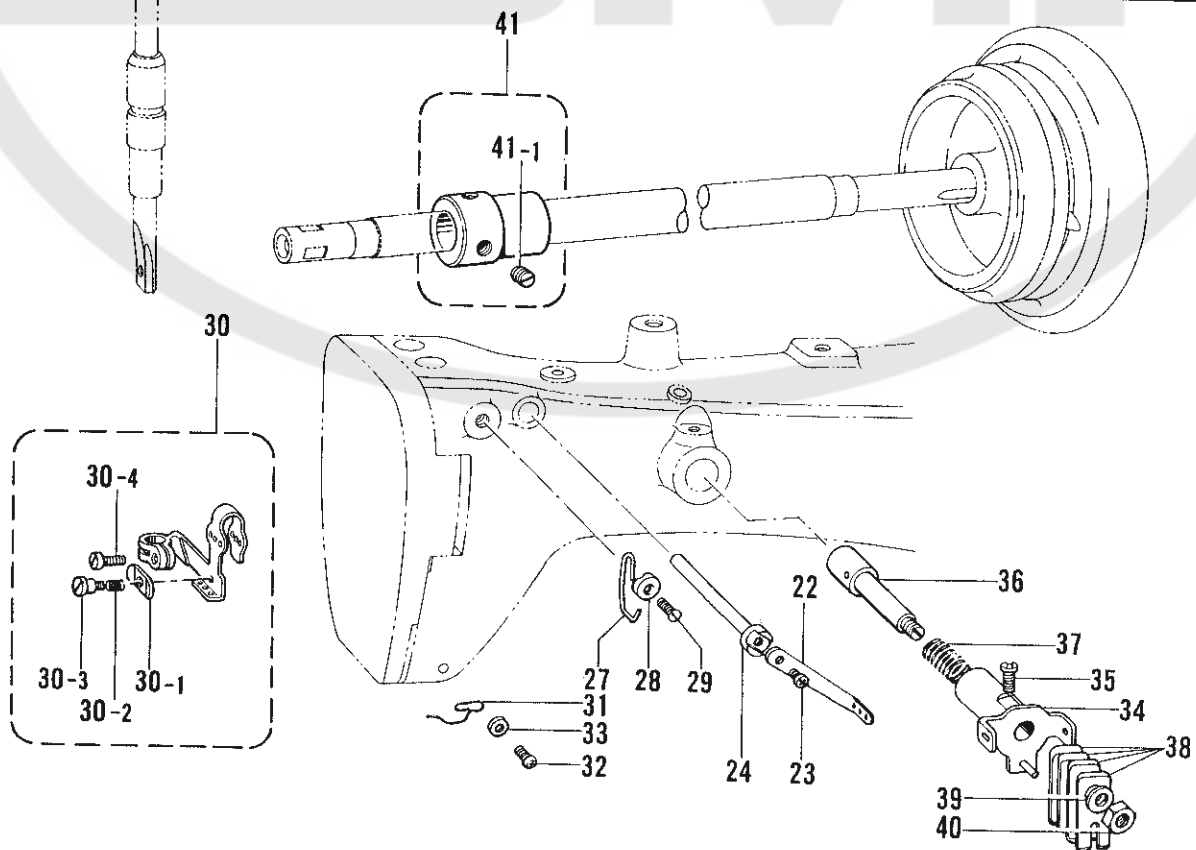
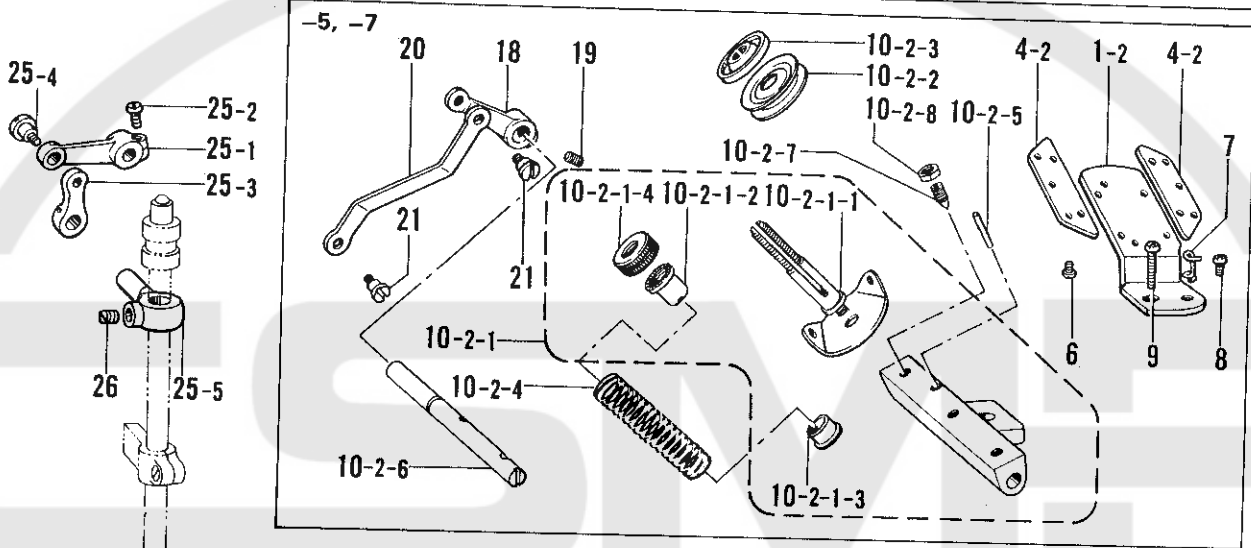
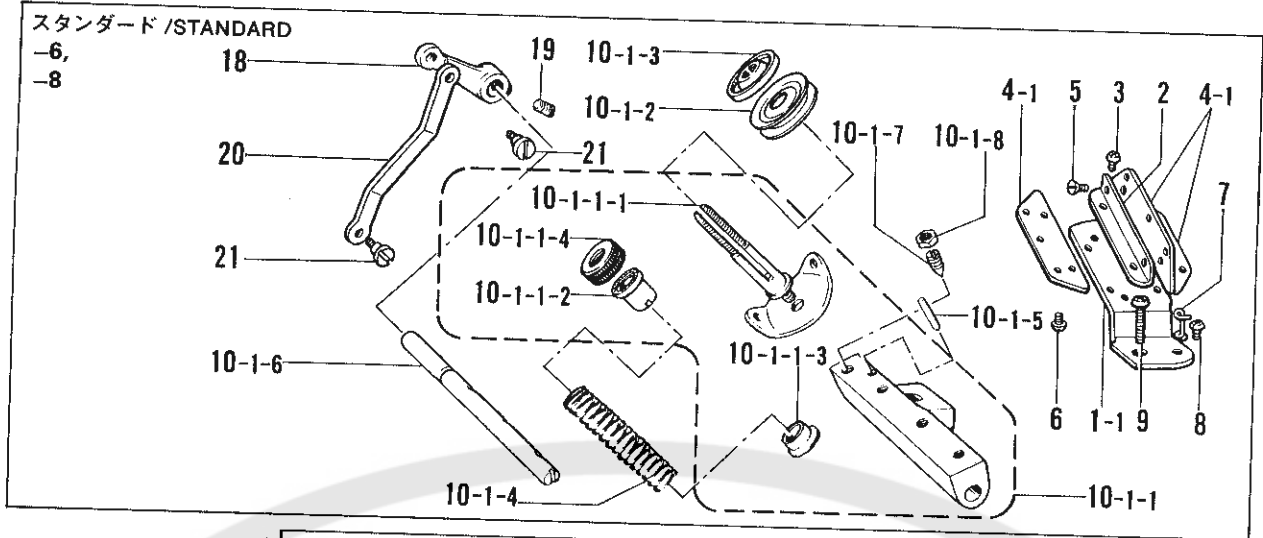


H. ルーバ-関係/Looper mechanism / Greifer /  
 Mécanisme des Griffes / Mecanismo del presilladora



機体/Looper Mechanism/Greifer/  
Mecanisme des Griffes / Mecanismo del presilladora

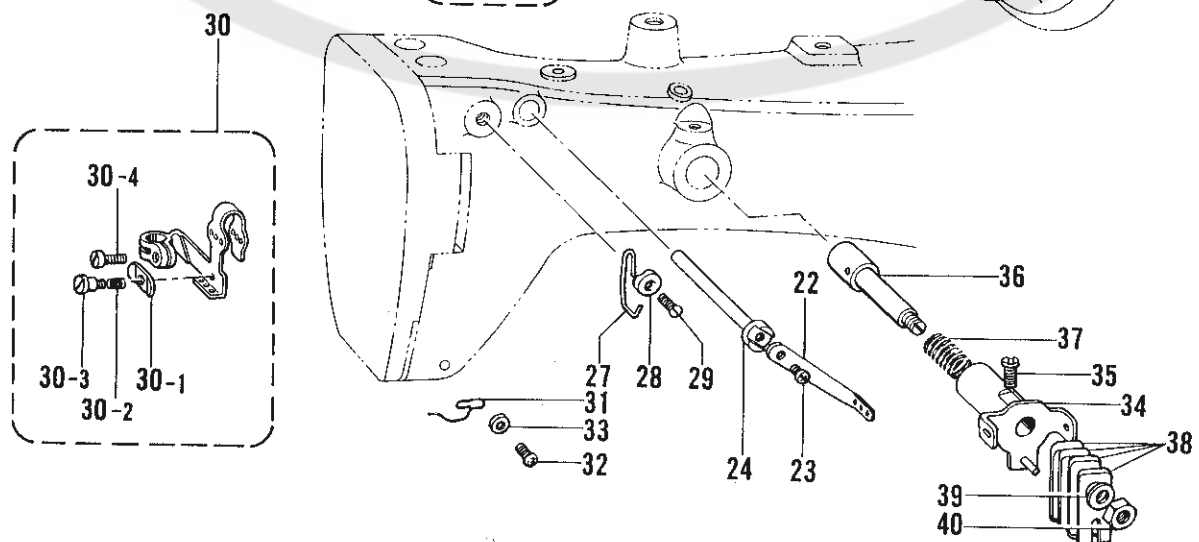
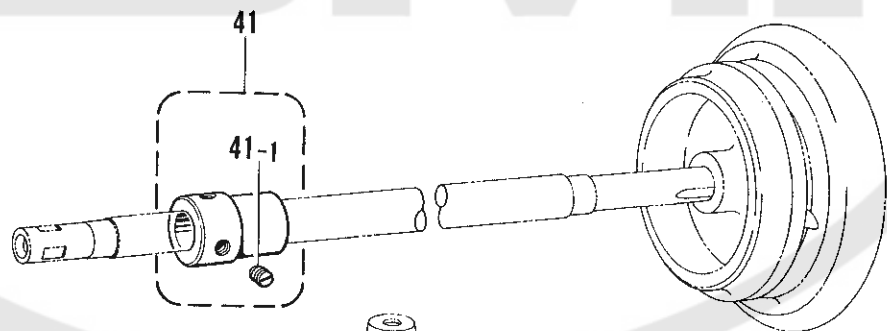
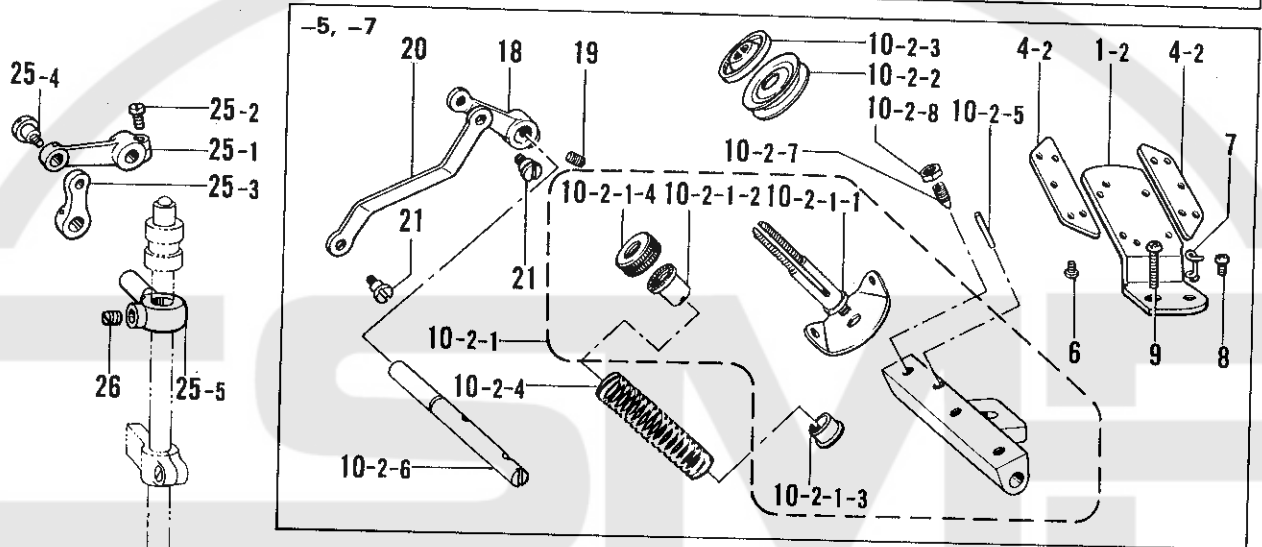
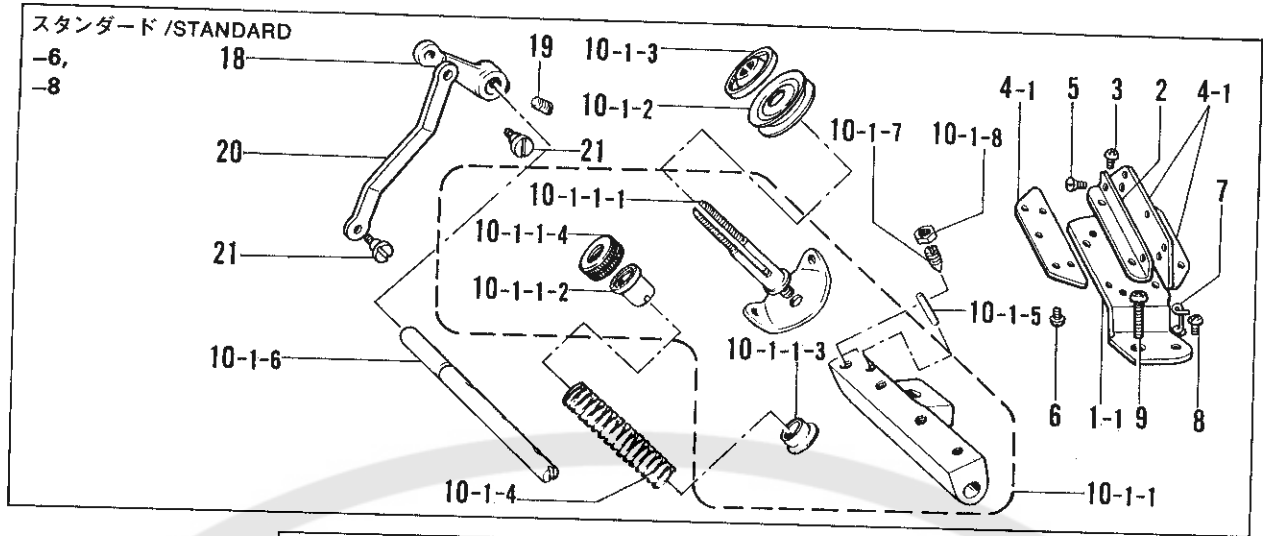
REF.NO.	CODE	Q'TY	ヒンメイ	NAME OF PARTS	RMKS
1-1	181126001	1	ヘンシンリンネジ"ツキ	ECCENTRIC WITH SCREW	
1-1-1	102716004	2	トメネジ"4.37	SCREW 4.37	
1-2	105166000	1	ヘンシンリンスリーブ	ECCENTRIC WHEEL SLEEVE	
2	111047001	1	セ"ンゴ"フタマタ	LOOPER FEEDING FORK	
3	017681012	1	ボルト4.37X10	BOLT 4.37X10	
4-1	111049000	1	セ"ンゴ"フタマタシ"ク	LOOPER FEEDING SHAFT	
4-2	111050000	1	セ"ンゴ"フタマタシ"クウケ	LOOPER FEEDING SHAFT RECEIVER	
5	111051001	2	シメネジ"4.76	SCREW 4.76	
6	180831001	1	ルーパ°レンカンクミ	LOOPER CONNECTOR ASSEMBLY	
6-1	183186001	1	ルーパ°レンカンクミ	LOOPER CONNECTOR ASSEMBLY	
6-1-1	105184000	2	シメネジ"2.38	SCREW 2.38	
6-1-2	100526003	4	ダ"ンネジ"3.57	STUD SCREW 3.57	
6-2	105187001	1	カクコマシ"ク	SLIDE BROCK SHAFT	
6-3	105190001	1	ルーパ°レハ"ーシ"ク	LOOPER LEVER SHAFT	
6-4	105191001	1	シメネジ"4.37	SCREW 4.37	
7	105188001	1	カクコマシ"クハ°ツキン	PACKING	
8	100260001	1	トメネジ"5.95	SCREW 5.95	
9-1	111056001	1	ルーパ°レンカンアンナイタ	LOOPER CONNECTING ROD GUIDE PLATE	
9-2	100366001	2	マルヒラトメネジ"4.37	SCREW 4.37	
10	117948000	1	サ"カ"ネ	WASHER	
11	151604001	1	トメネジ"5.95	SCREW 5.95	
12	111058001	1	ルーパ°シ"クダ"キ	LOOPER SHAFT CLAMP	
13	105176001	1	シメネジ"4.37	SCREW 4.37	
14	111059001	1	ルーパ°シ"ク	LOOPER SHAFT	
15	111060000	1	ルーパ°シ"クメタルF	LOOPER SHAFT BUSHING (FRONT)	
16	013761410	1	トメネジ"5.95クホ"ミ	SCREW 5.95	
17	148877000	1	ルーパ°シ"クメタルB	LOOPER SHAFT BUSHING (REAR)	
18	013761410	1	トメネジ"5.95クホ"ミ	SCREW 5.95	
19-1	105209001	1	セ"ットカラー	SET COLLAR	
19-2	062680712	1	ナヘ"コ437-40X7	SCREW 437X7	
20	S06136001	1	マエオクリウテ"フタクミ	LOOPER FEED ARM LID ASSEMBLY	
21	111067001	1	オクリウテ"フタハ°ツキン	PACKING	
22	105214001	1	オイルゲ"ーシ"	OIL GAUGE	
23	105113001	1	シメネジ"12.70	SCREW 12.70	
24	105215001	1	ハ°ツキン	PACKING	
25	105216001	14	シメネジ"3.57	SCREW 3.57	
26	105217003	1	タマシ"クウケフタ	CAP PLATE	
27	105218001	1	タマシ"クウケフタハ°ツキン	PACKING	
28	062670512	4	ナヘ"コ357-40X5	SCREW 357X5	
29	105113001	1	シメネジ"12.70	SCREW 12.70	
30	105215001	1	ハ°ツキン	PACKING	
31	140421001	1	メクラセン	OIL CAP	
32	100022004	1	ナツト5.95	NUT 5.95	



J. 上糸通シ関係/Upper threading mechanism / Obererfadens /  
 Mécanisme de l'Enfilage Supérieur / Mecanismo de le enhebrado superior

REF.NO.	CODE	Q'TY	ヒンメイ	NAME OF PARTS	RMKS
6	062630412	4	ナヘ"コ238-56X4	SCREW 238X4	
7	105222001	1	ウワイトアンナイタ"イトカケ	THREAD HANGER	
8	062670512	1	ナヘ"コ357-40X5	SCREW 357X5	
9	062712012	1	ナヘ"コ476-32X20	SCREW 476X20	
18	105235101	1	イトユルメウテ"	TENSION RELEASE CRANK	
19	151602002	1	トメネシ"4.37	SCREW 4.37	
20	105236001	1	イトユルメレンカン	TENSION RELEASE CONNECTING BAR	
21	105237002	2	タ"ンネシ"3.57	STUD SCREW 3.57	
22	111077001	1	イトユルメレハ"	THREAD RELEASER LEVER	
23	060670612	1	ハ"イント"357-40X6	SCREW 3.57X6	
24	111078001	1	イトユルメレハ"-シ"ク	THREAD RELEASER LEVER SHAFT	
25	111506101	1	イトユルメレンカンクミ	TENSION RELEASE CONNECTING ROD ASSEMBLY	
25-1	111079001	1	イトユルメレンカン	TENSION RELEASE CONNECTING ROD	
25-2	100064005	1	シメネシ"3.57	SCREW 3.57	
25-3	149011001	1	イトユルメリンク	TENSION RELEASE LINK	
25-4	115132002	1	タ"ンネシ"4.76	STUD SCREW 4.76	
25-5	111082001	1	イトユルメスタット"	TENSION RELEASE STUD	
26	013760610	1	トメネシ"5.95クホ"ミ	SCREW 5.95X6	
27	111083001	1	ウワイトテンビ"ンイトカケ	THREAD GUIDE	
28	111188001	1	イトアンナイサ"ガ"ネ	WASHER	
29	111084001	1	サラネシ"3.57	SCREW 3.57	
30	182108001	1	ウワイトテンビ"ンクミ	UPPER THREAD TAKE-UP LEVER ASSEMBLY	
30-1	105243001	1	ウワイトテンビ"ンイトオサエ	THREAD CHECKER	
30-2	105244000	1	テンビ"ンイトオサエハ"ネ	SPRING	
30-3	105245001	1	タ"ンネシ"2.38	STUD SCREW 2.38	
30-4	100064005	1	シメネシ"3.57	SCREW 3.57	
31	111809001	1	ハリホ"ウメタルDイトアンナイ	LOEWR THREAD GUIDE	
32	062670712	1	ナヘ"コ357-40X7	SCREW 357X7	
33	105248003	1	サ"ガ"ネ	WASHER	
34	111089001	1	ウワイトシメチヨウシタ"イ	UPPER THREAD TENSION REGULATOR ASSEMBLY	
35	105073001	1	シメネシ"5.95	SCREW 5.95	
36	111189001	1	ウワイトシメホ"ウクミ	UPPER THREAD TENSION STUD ASSEMBLY	
37	111093001	1	ウワイトシメオシハ"ネ	UPPER THREAD TENSION SPRING	
38	105277001	4	シタイトチヨウシイタ	LOWER THREAD TENSION PLATE	
39	100645003	1	サ"ガ"ネ	WASHER	
40	105234003	1	ナツト4.37	NUT 4.37	
41	181060001	1	ウワイトシメカムネシ"ツキ	UPPER THREAD FASTENING CAM WITH SCREW	
41-1	100058003	2	トメネシ"5.95	SCREW 5.95	
<スタンダード. -6. -8/STANDARD. -6. -8>					
1-1	111070104	1	ウワイトアンナイタ"イ	UPPER THREAD GUIDE RETAINER	
2	111072001	1	ミツメイトアンナイトリツケイタ	BRACKET	
3	062630412	2	ナヘ"コ238-56X4	SCREW 238X4	
4-1	105221001	3	ミツメイトカケ	UPPER THREAD GUIDE	
5	111073001	2	サラネシ"2.38	SCREW 2.38	
10-1-1	181991006	1	ウワイトチヨウシホ"ウタ"イ	TENSION REGULATOR BRACKET ASSEMBLY	
10-1-1-1	105225001	3	ウワイトチヨウシホ"ウ	UPPER THREAD TENSION STUD SCREW	
10-1-1-2	144105000	3	チヨウシハ"ネウエサ"ガ"ネ	TENSION SPRING WASHER	
10-1-1-3	105229001	3	チヨウシハ"ネシタサ"ガ"ネ	TENSION SPRING WASHER	
10-1-1-4	151012001	3	ナツト	UPPER THREAD TENSION ADJUSTING NUT	
10-1-2	145446001	6	イトチヨウシサラ	TENSION DISC	
10-1-3	159805001	3	イトチヨウシサラオサエ	TENSION DISC PRESSER	
10-1-4	105227001	3	イトチヨウシハ"ネ	UPPER THREAD TENSION SPRING	
10-1-5	105231000	3	イトユルメピン	UPPER THREAD RELEASE PIN	
10-1-6	111076001	1	イトユルメシ"ク	THREAD RELEASER SHAFT	
10-1-7	105233002	1	トメネシ"4.37	SCREW 4.37	
10-1-8	105234003	1	ナツト4.37	NUT 4.37	
<-5.-7>					
1-2	105220104	1	ウワイトアンナイタ"イ	UPPER THREAD GUIDE RETAINER	
4-2	105221001	2	ミツメイトカケ	UPPER THREAD GUIDE	
10-2-1	181990006	1	ウワイトチヨウシタ"イクミ	UPPER TENSION REGULATOR BRACKET ASSEMBLY	
10-2-1-1	105225001	2	ウワイトチヨウシホ"ウ	UPPER THREAD TENSION STUD SCREW	
10-2-1-2	144105000	2	チヨウシハ"ネウエサ"ガ"ネ	TENSION SPRING WASHER	

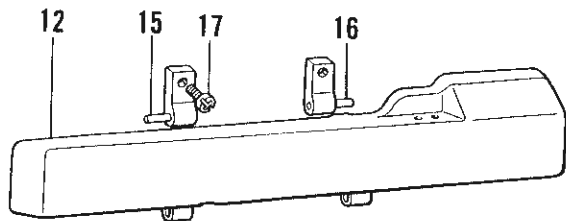
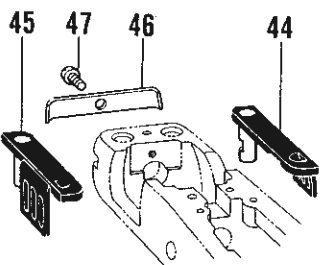
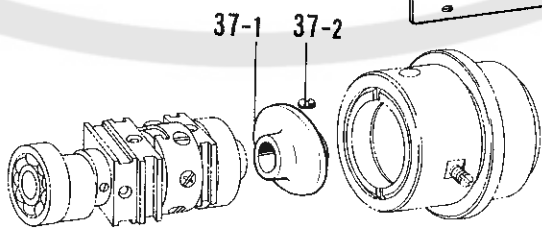
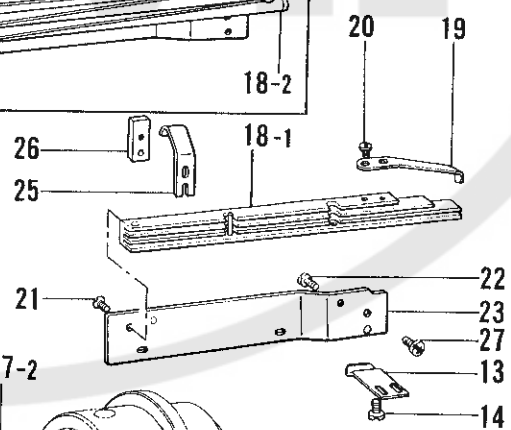
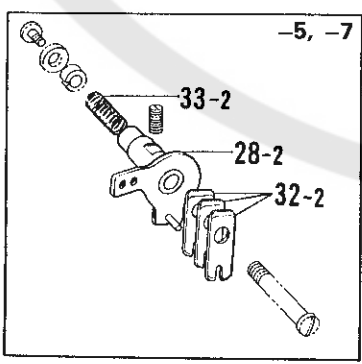
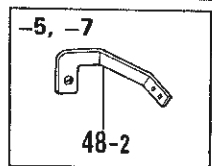
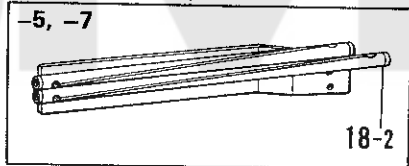
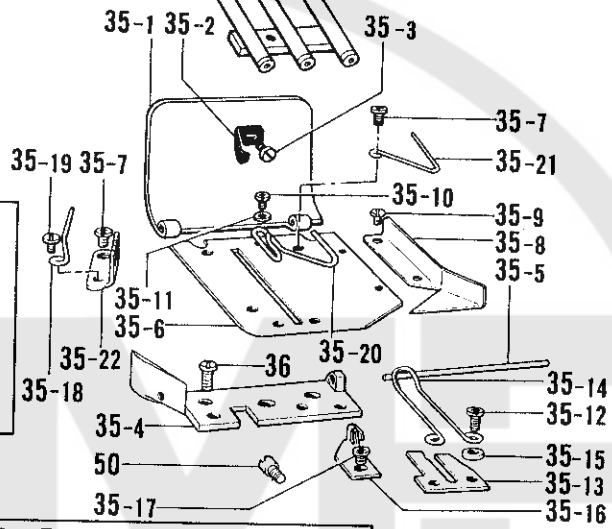
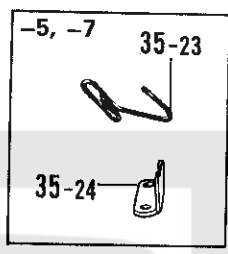
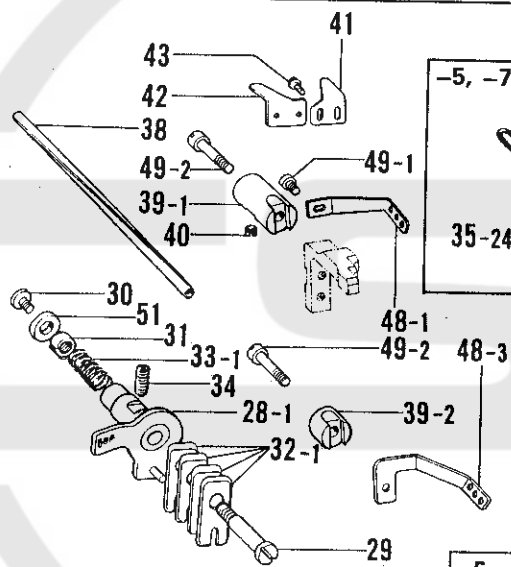
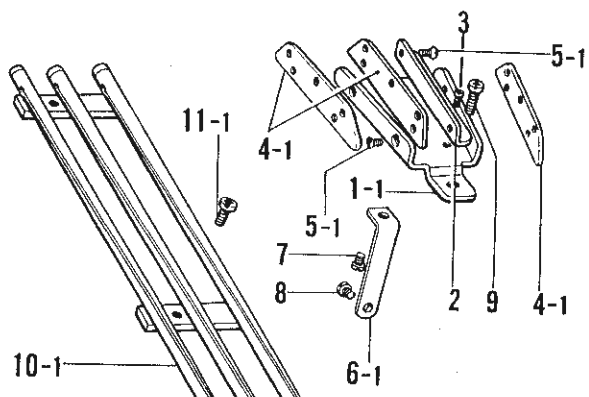
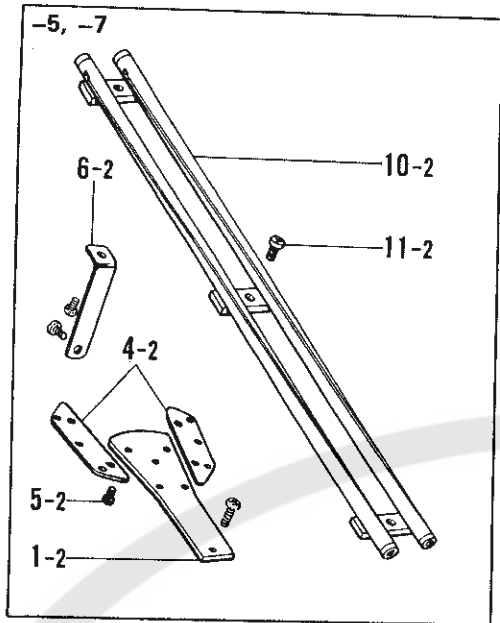
J. 上糸通シ関係 / Upper threading mechanism / Obererfadens /  
 Mécanisme de l'Enfilage Supérieur / Mecanismo de le enhebrado superior



J. 上糸通シ関係 / Upper threading mechanism / Obererfadens /  
 Mécanisme de l'Enfilage Supérieur / Mecanismo de le enhebrado superior

REF.NO.	CODE	Q'TY	品名	NAME OF PARTS	RMKS
10-2-1-3	105229001	2	チヨウシハ"ネシタサ"ガ"ネ	TENSION SPRING WASHER	
10-2-1-4	151012001	2	ナツト	UPPER THREAD TENSION ADJUSTING NUT	
10-2-2	145446001	4	イトチヨウシサラ	TENSION DISC	
10-2-3	159805001	2	イトチヨウシサラオサエ	TENSION DISC PRESSER	
10-2-4	105227001	2	イトチヨウシハ"ネ	UPPER THREAD TENSION SPRING	
10-2-5	105231000	2	イトユルメピン	UPPER THREAD RELEASE PIN	
10-2-6	105232001	1	イトユルメシ"ク	THREAD RELEASE SHAFT	
10-2-7	105233002	1	トメネジ"4.37	SCREW 4.37	
10-2-8	105234003	1	ナツト4.37	NUT 4.37	

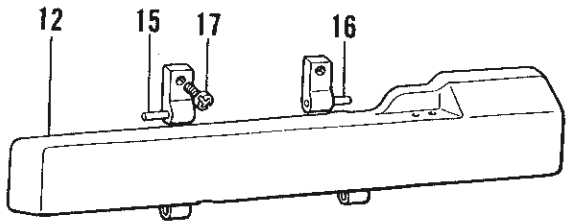
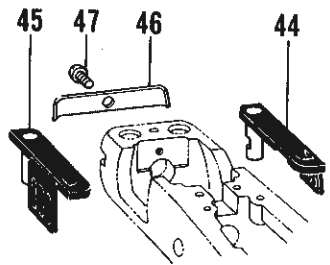
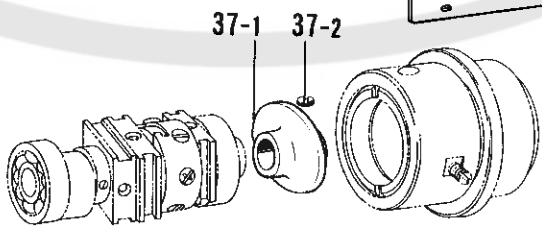
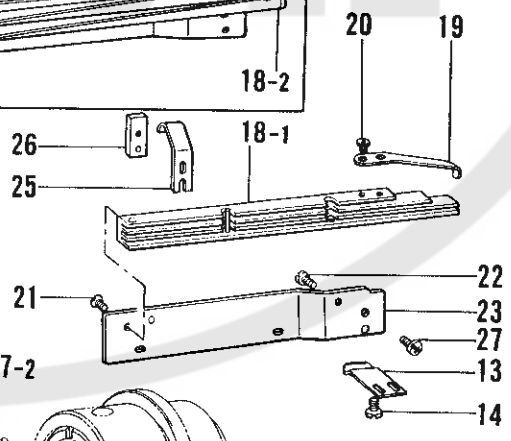
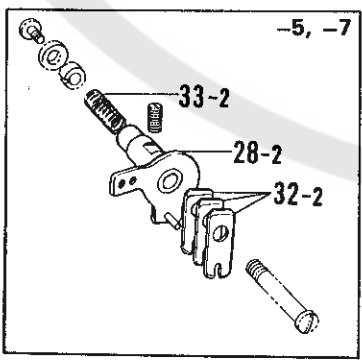
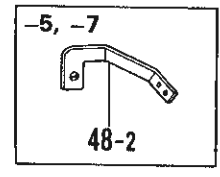
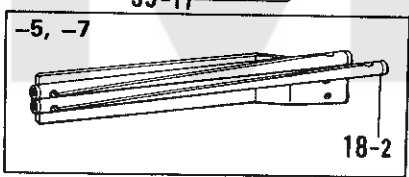
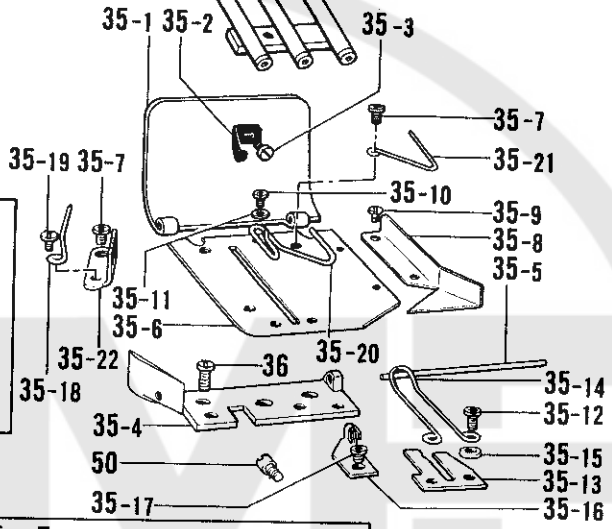
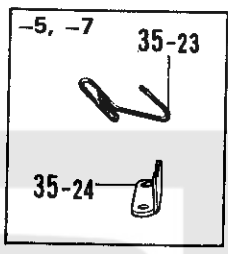
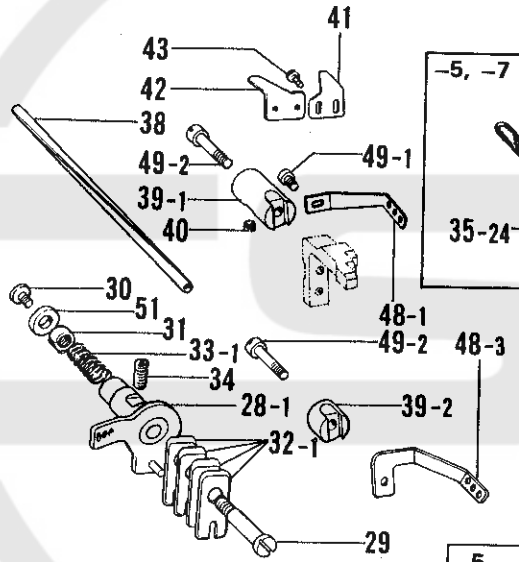
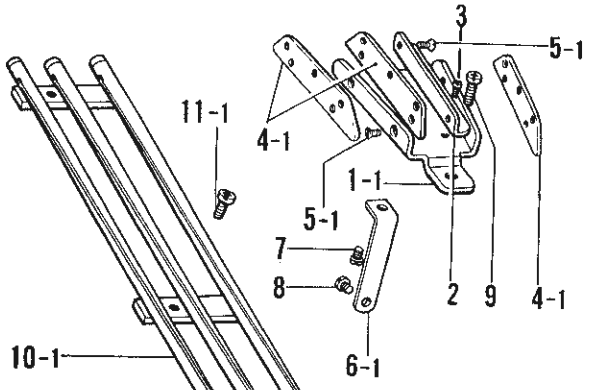
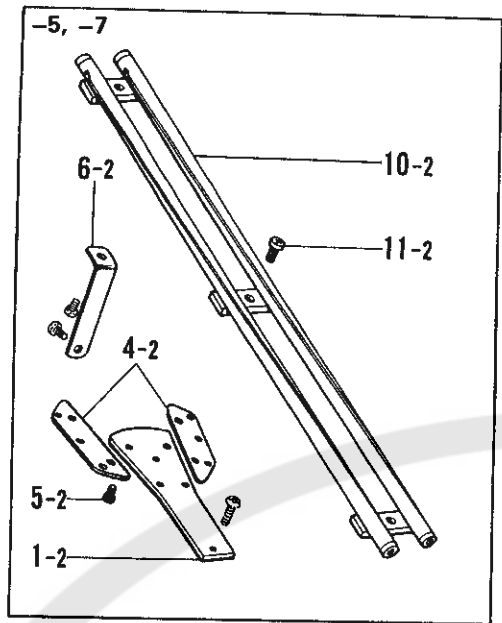
K. 下系通シ関係 / Lower threading mechanism / Untererfadens /  
 Mécanisme de l'Enfilage Inférieur / Mecanismo de le enhebrado inferior



Lower threading mechanism / Unterferfadens /  
 Mécanisme de l'Enfilage Inférieur / Mecanismo de le enhebrado inferior

REF.NO.	CODE	Q'TY	ヒンメイ	NAME OF PARTS	RMKS
7	062670412	1	ナヘ"コ357-40X4	SCREW 357X4	
8	062670512	1	ナヘ"コ357-40X5	SCREW 357X5	
9	062671012	1	ナヘ"コ357-40X10	SCREW 357X10	
12	105255006	1	シタイトアンナイフタ	LOWER THREAD COVER	
13	105256001	1	アンナイフタメイタハ"ネ	PLATE SPRING	
14	062630412	2	ナヘ"コ238-56X4	SCREW 238X4	
15	105257004	1	アンナイフタヒンジ"ルクミ	LOWER THREAD GUIDE HINGE ASSEMBLY (L)	
16	105260004	1	アンナイフタヒンジ"ルクミ	LOWER THREAD GUIDE HINGE ASSEMBLY (R)	
17	062671012	2	ナヘ"コ357-40X10	SCREW 357X10	
25	105268001	1	シタイトヨコアンナイタハ"ネ	HORIZONTAL TUBULAR GUIDE PLATE SPRING	
26	105269001	1	ヨコアンナイタハ"ネ"タイ	POSITION PLATE	
27	062670512	1	ナヘ"コ357-40X5	SCREW 357X5	
29	105274001	1	シタイトチヨウシホ"ウ	LOWER THREAD TENSION ADJUSTING SCREW	
30	062670612	1	ナヘ"コ357-40X6	SCREW 357X6	
31	105276001	1	シタイトチヨウシナツクミ	LOWER THREAD TENSION NUT ASSEMBLY	
34	013761612	1	トメネジ"5.95クホ"ミ	SCREW 5.95X16	
35-1	105280006	1	シタイトテンビ"ンフタ	THREAD TAKE-UP LEVER COVER	
35-2	105281001	1	テンビ"ンフタメイタハ"ネ	SPRING	
35-3	122771002	1	シメネジ"2.38	SCREW 2.38	
35-4	105284001	1	シタイトテンビ"ン"イササエ	LOWER THREAD TAKE-UP LEVER FRAME	
35-5	105285000	1	シタイトテンビ"ンフタ"シ"ク	LOWER THREAD TAKE-UP LEVER COVER SHAFT	
35-6	105286001	1	シタイトテンビ"ン"ダ"イ	LOWER THREAD TAKE-UP LEVER BASE	
35-7	062670612	2	ナヘ"コ357-40X6	SCREW 357X6	
35-8	105287001	1	テンビ"ン"ダ"イ"アンナイタ	GUIDE PLATE	
35-9	105288001	2	シメネジ"2.38	SCREW 2.38	
35-10	062670512	1	ナヘ"コ357-40X5	SCREW 357X5	
35-11	025040232	1	ヒラサ"カ"ネ"チ"ユウ4	WASHER 4	
35-12	105291001	1	シタイトテンビ"ン"イト"アンナイ	LOWER THREAD TAKE-UP LEVER GUIDE	
35-13	105292001	1	テンビ"ン"イト"アンナイタ	LOWER THREAD GUIDE PLATE	
35-14	060670612	2	ハ"イント"357-40X6	SCREW 3.57X6	
35-15	105293001	2	サ"カ"ネ	WASHER	
35-16	105294001	1	シタイトテンビ"ン"リ"イト"カケ	LOWER THREAD GUIDE (LEFT)	
35-17	062670412	1	ナヘ"コ357-40X4	SCREW 357X4	
35-18	105296001	1	テンビ"ン"ダ"イ"イト"カケ	LOWER THREAD GUIDE	
35-19	105288001	1	シメネジ"2.38	SCREW 2.38	
〈スタンダード -6- -8/STANDARD. -6. -8〉					
35-20	111110001	1	シタイトイト"アンナイ"ル	LOWER THREAD GUIDE (RIGHT)	
35-21	111111001	1	シタイトイト"アンナイ"ス	LOWER THREAD GUIDE (LEFT)	
35-22	111112001	1	シタイトイト"アンナイ"イ"タ	LOWER THREAD GUIDE PLATE	
〈-5. -7〉					
35-23	105289001	1	シタイトテンビ"ン"リ"イト"カケ	LOWER THREAD GUIDE (RIGHT)	
35-24	105297001	1	テンビ"ン"ダ"イ"イト"カケ"イ"タ	LOWER THREAD GUIDE PLATE	
36	100064005	2	シメネジ"3.57	SCREW 3.57	
37-1	105298001	1	シタイトテンビ"ン"	LOWER THREAD TAKE-UP DISC ASSEMBLY	
37-2	105299002	1	トメネジ"6.35	SCREW 6.35	
38	105300001	1	シタイトオクリ"タ"イ"アンナイ	LOWER THREAD FEED TUBE	
40	013760610	1	トメネジ"5.95クホ"ミ	SCREW 5.95X6	
41	111113001	1	イト"キ"リ"アンナイ"イ"タ	THREAD CUTTER GUIDE PLATE	
42	111114001	1	イト"キ"リ	THREAD CUTTER	
43	062630612	2	ナヘ"コ238-56X6	SCREW 238X6	
44	*	1	ルー"ハ"カ"ワ"フ"タ"R	LOOPER SIDE COVER (RIGHT)	
45	*	1	ルー"ハ"カ"ワ"フ"タ"L	LOOPER SIDE COVER (LEFT)	
46	111117001	1	ルー"ハ"カ"ワ"フ"タ"メ"ハ"ネ	SPRING	
47	060670512	1	ハ"イント"357-40X5	SCREW 3.57X5	
50	105283001	1	シメネジ"4.37	SCREW 4.37	
51	025350132	1	ヒラサ"カ"ネ"シ"ヨウ	WASHER	
〈スタンダード /STANDARD〉					
39-1	105301001	1	ルー"ハ"イト"アンナイ"イ"タ"イ	LOOPER THREAD GUIDE BRACKET	
48-1	111118001	1	ルー"ハ"イト"アンナイ"イ"タ	LOOPER GUIDE	
49-1	062660612	1	ナヘ"コ318-40X6	SCREW 318X6	

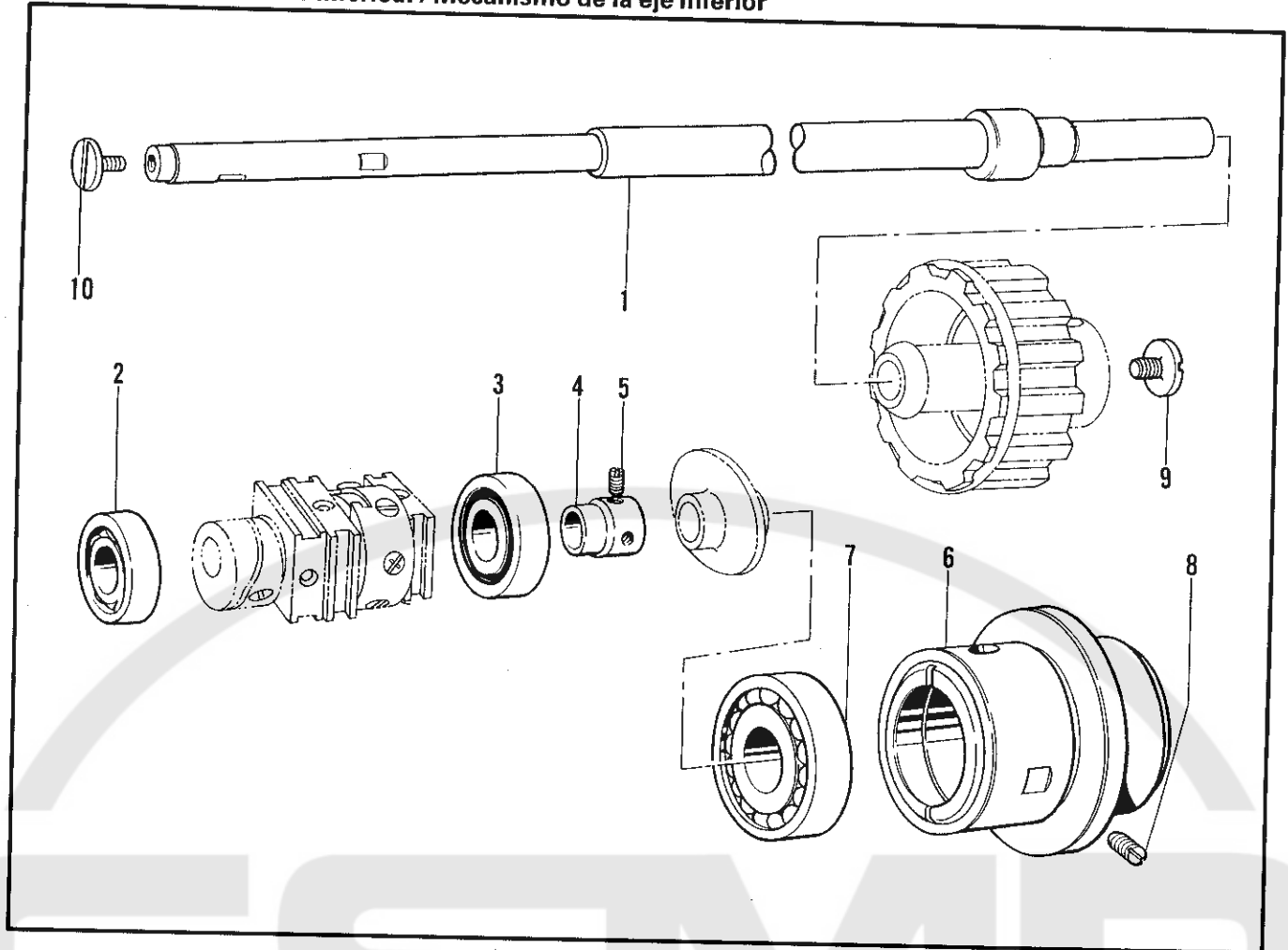




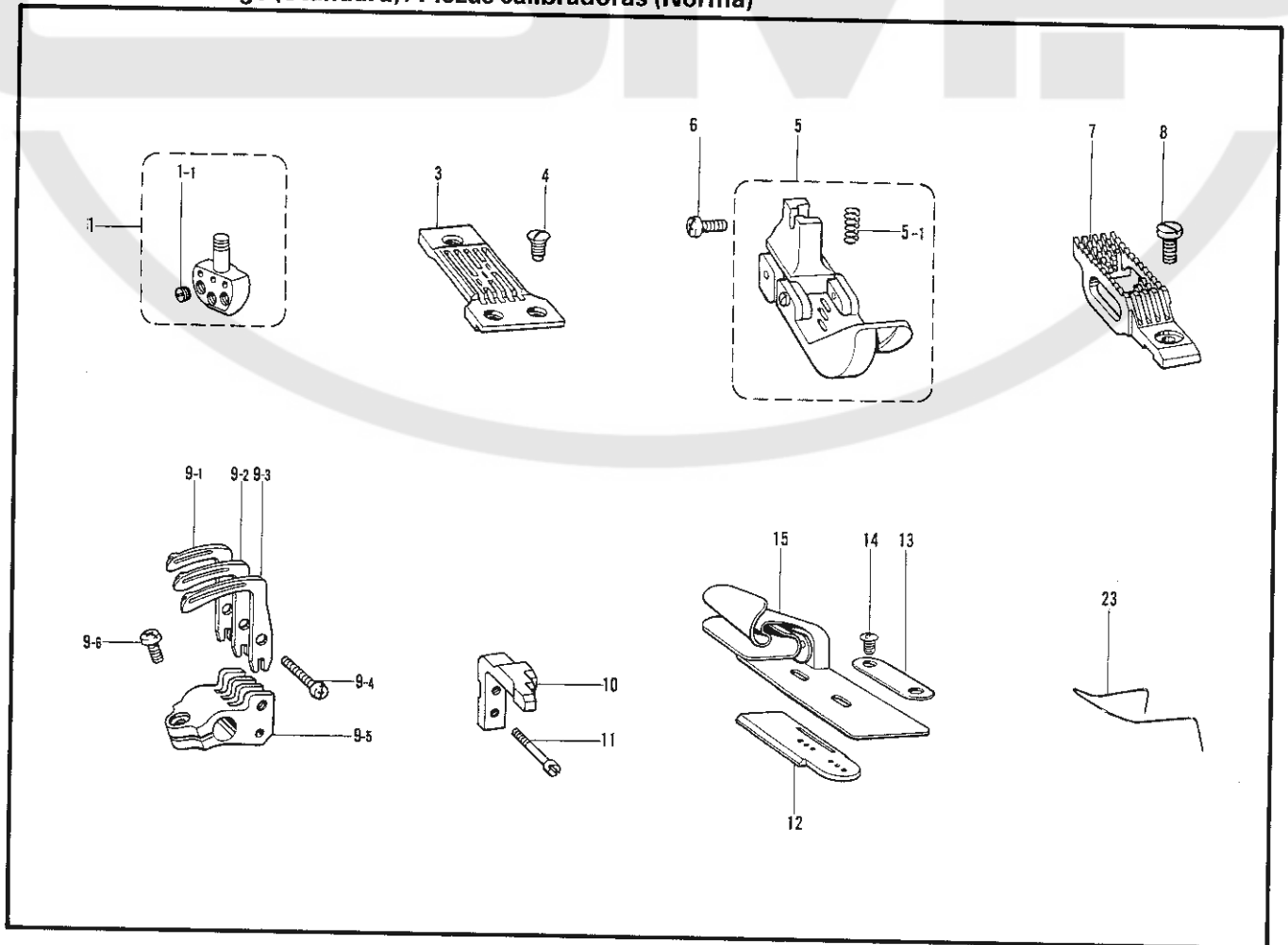
N. 下通シ関係 / Lower threading mechanism / Untererfadens /  
 Mécanisme de l'Enfilage Inférieur / Mecanismo de le enhebrado inferior

REF.NO.	CODE	Q'TY	品名	NAME OF PARTS	RMKS
〈スタンダード. -6. -8/STANDARD. -6. -8〉					
1-1	111095004	1	シタイトアンナイタ"イ	LOWER THREAD GUIDE RETAINER	
2	111072001	1	ミツメイトアンナイトリツケイタ	BRACKET	
3	062630412	2	ナヘ"コ238-56X4	SCREW 238X4	
4-1	105221001	3	ミツメイトカケ	UPPER THREAD GUIDE	
5-1	111073001	6	サラネシ"2.38	SCREW 2.38	
6-1	111096004	1	シタイトアンナイササエ	LOWER THREAD GUIDE SUPPORTER	
10-1	111097006	1	シタイトタテアンナイクミ	INCLINED GUIDE TUBE ASSEMBLY	
11-1	062671012	3	ナヘ"コ357-40X10	SCREW 357X10	
18-1	111099001	1	シタイトヨコアンナイミツ"クミ	LOOPER CONNECTOR GUIDE PLATE	
19	111103001	1	シタイトヨコミツ"イトアンナイ	THREAD KEEPER	
20	104336003	2	シメネシ"2.38	SCREW 2.38	
21	S01694001	1	サラネシ"2.38X4	SCREW 2.38X4	
22	111105001	1	シメネシ"2.38	SCREW	
23	111106004	1	シタイトヨコアンナイタ	HORIZONTAL THREAD GUIDE PLATE	
28-1	111107001	1	シタイトチヨウシタ"イ	LOWER THREAD TENSION BRACKET	
32-1	105277001	4	シタイトチヨウシタ	LOWER THREAD TENSION PLATE	
33-1	111108001	1	シタイトチヨウシハ"ネ	LOWER THREAD TENSION SPRING	
〈-5.-7〉					
1-2	105249004	1	シタイトアンナイタ"イ	LOWER THREAD GUIDE RETAINER	
4-2	105221001	2	ミツメイトカケ	UPPER THREAD GUIDE	
5-2	062630412	4	ナヘ"コ238-56X4	SCREW 238X4	
6-2	105250003	1	シタイトアンナイホルタ"	LOWER THREAD GUIDE HOLDER	
10-2	105251006	1	シタイトタテアンナイクミ	INCLINED GUIDE TUBE ASSEMBLY	
11-2	062671012	2	ナヘ"コ357-40X10	SCREW 357X10	
18-2	105262001	1	シタイトヨコアンナイクミ	HORIZONTAL TUBULAR GUIDE ASSEMBLY	
28-2	105270001	1	シタイトチヨウシホ"ウタ"イ	LOWER THREAD TENSION BRACKET	
32-2	105277001	3	シタイトチヨウシタ	LOWER THREAD TENSION PLATE	
33-2	105278000	1	シタイトチヨウシハ"ネ	LOWER THREAD TENSION SPRING	
48-2	147292001	1	ルーパイトアンナイ	LOOPER THREAD GUIDE	
〈-5. -6. -7. -8〉					
39-2	147291001	1	ルーパイトアンナイタ"イ	LOOPER THREAD GUIDE BRACKET	
49-2	062671412	1	ナヘ"コ357-40X14	SCREW 357X14	
〈-6.-8〉					
48-3	148878001	1	ルーパイトアンナイ-6	LOOPER THREAD GUIDE	

L. 下軸関係 / Lower shaft mechanism / Untere Welle /  
 Mécanisme de l'arbre inférieur / Mecanismo de la eje inferior



M1. ゲージ関係 (スタンダード) / Gauge parts (Standard) / Lehren (Norm) /  
 Pièces du Jauge (Standard) / Piezas calibradoras (Norma)

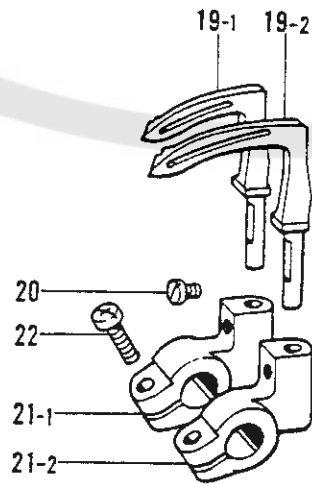
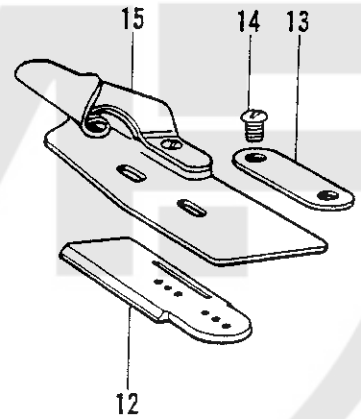
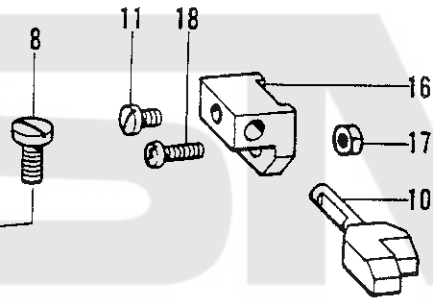
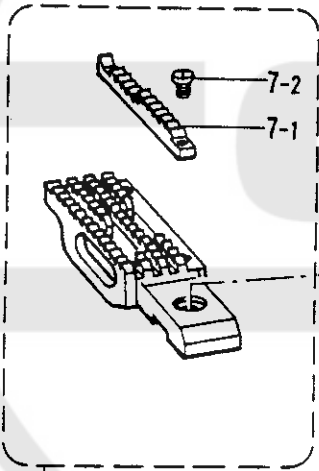
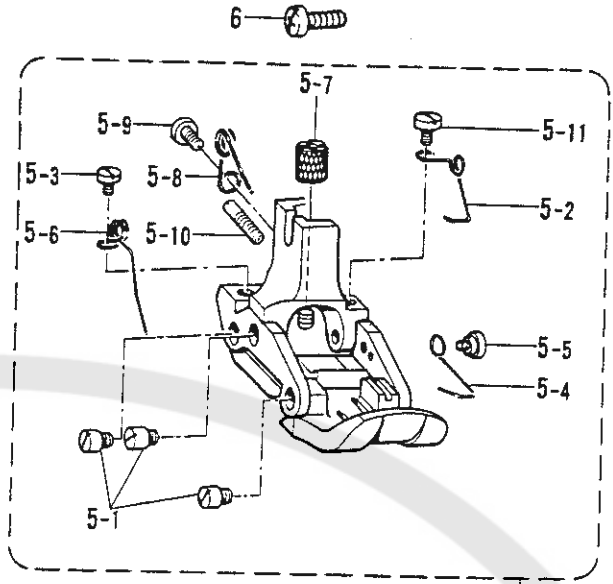

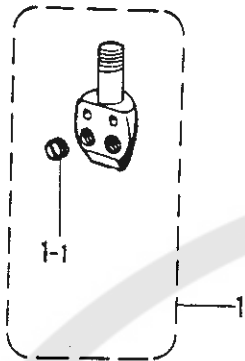


L. 下軸関係 / Lower shaft mechanism / Untere Welle /  
 Mécanisme de l'arbre inférieur / Mecanismo de la eje inferior

REF.NO.	CODE	Q'TY	ヒンメイ	NAME OF PARTS	RMKS
1	111041001	1	シタシ"ク	LOWER SHAFT	
2	072620070	1	タマシ"クウケ6200Z	BEARING 6200Z	
3	072620180	1	タマシ"クウケ6201ZZ	BEARING 6201ZZ	
4	105150000	1	タマシ"クウケフ"シユ	BALL BEARING BUSHING	
5	102716004	2	トメネジ"4.37	SCREW 4.37	
6	181970006	1	ハ"アリング"ケースクミ	BEARING CASE ASSEMBLY	
7	072630200	1	タマシ"クウケ6302	BEARING 6302	
8	105062001	1	トメネジ"7.94	SCREW 7.94	
9	105155001	1	シメネジ"6.35	SCREW 6.35	
10	105156002	1	シメネジ"4.37	SCREW 4.37	

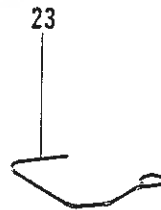
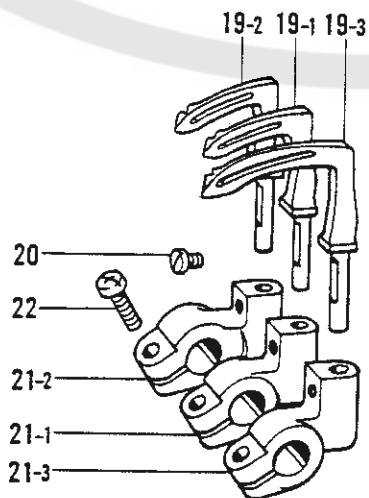

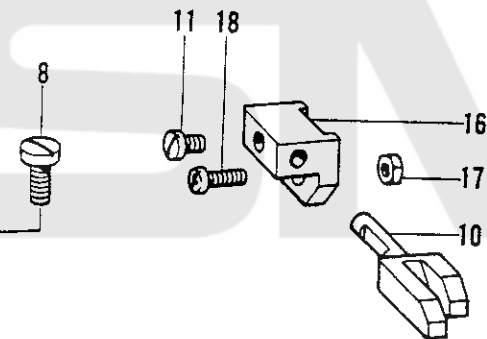
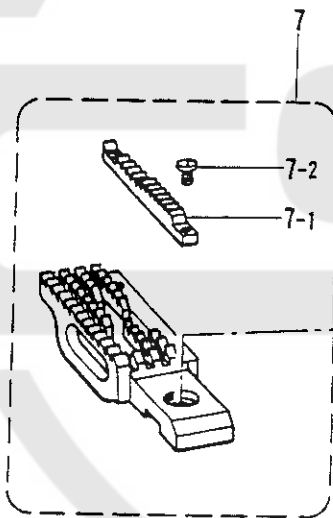
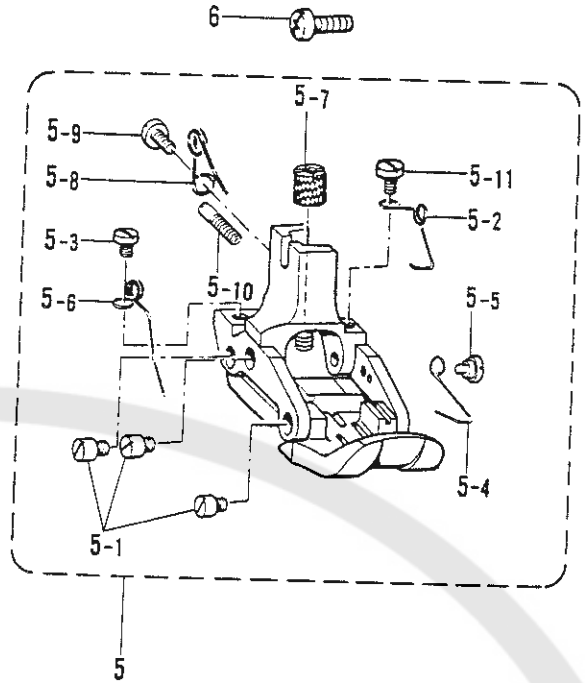
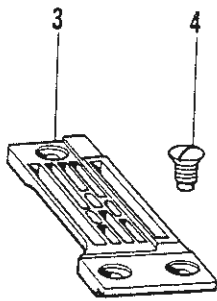
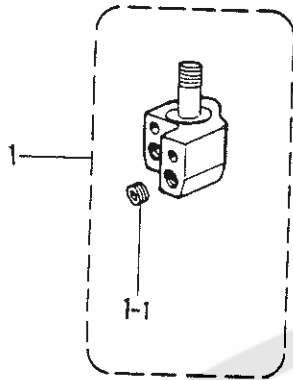
M1. ゲージ関係(スタンダード) / Gauge parts (Standard) / Lehren (Norm) /  
 Pièces du Jauge (Standard) / Piezas calibradoras (Norma)

REF.NO.	CODE	Q'TY	ヒンメイ	NAME OF PARTS	RMKS
1	*	1	ハリタ"キネシ"ツキ	NEEDLE CLAMP WITH SCREW	
1-1	105086001	*	トメネジ"4.37	SCREW 4.37	
3	*	1	ハリイタ	NEEDLE PLATE	
4	100032004	3	サラネジ"4.37	SCREW 4.37	
5	*	1	オサエクミ	PRESSER FOOT ASSEMBLY	
5-1	S09397001	1	オサエオシハ"ネ	SPRING	
6	060670812	1	ハ"イント"357-40X8	SCREW 3.57X8	
7	*	1	オクリハ"	FEED DOG	
8	105173004	1	シメネジ"4.76	SCREW 4.76	
9	*	1	ルーパ"クミ	LOOPER ASSEMBLY	
9-1	*	1	ルーパ"S	LOOPER SHORT	
9-2	111160001	1	ルーパ"M	LOOPER MEDIUM	
9-3	*	1	ルーパ"L	LOOPER LONG	
9-4	062671612	1	ナヘ"コ357-40X16	SCREW 357X16	
9-5	111166001	1	ルーパ"ホルタ"クミ	LOOPER HOLDER ASSEMBLY	
9-6	062681012	1	ナヘ"コ437-40X10	SCREW 437X10	
10	111167001	1	ハリウケ	NEEDLE GUARD	
11	105303001	1	シメネジ"3.57	SCREW 3.57	
12	147980001	1	ラツパ"ーアンナイイタ	LAPPER GUIDE PLATE	
13	105129001	1	アンナイイタサ"ガ"ネ	LAPPER GUIDE PLATE WASHER	
14	105130001	2	シメネジ"3.57	SCREW 3.57	
15	*	1	ラツパ"ークミ	LAPPER ASSEMBLY	
23	151571001	1	-----	FINGER GUARD	



MZ. ケーン関係 (-5A) / Gauge parts (-5A) / Lehen (-5A) /  
 Pièces du Jauge (-5A) / Piezas calibradoras (-5A)

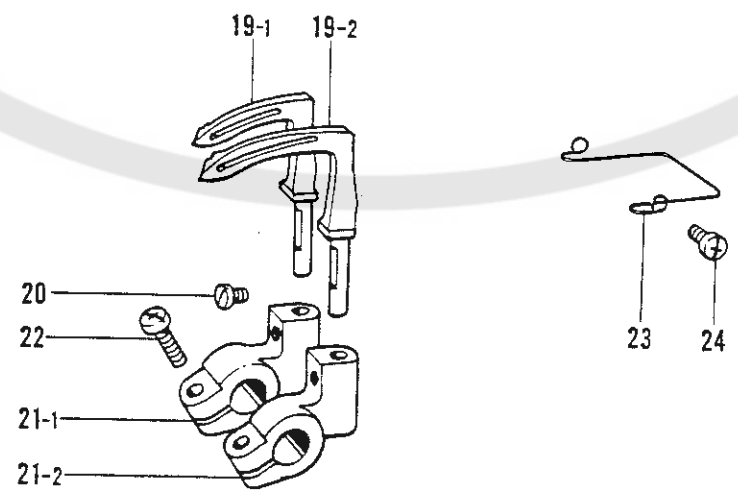
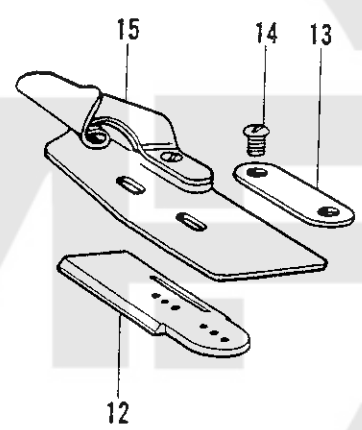
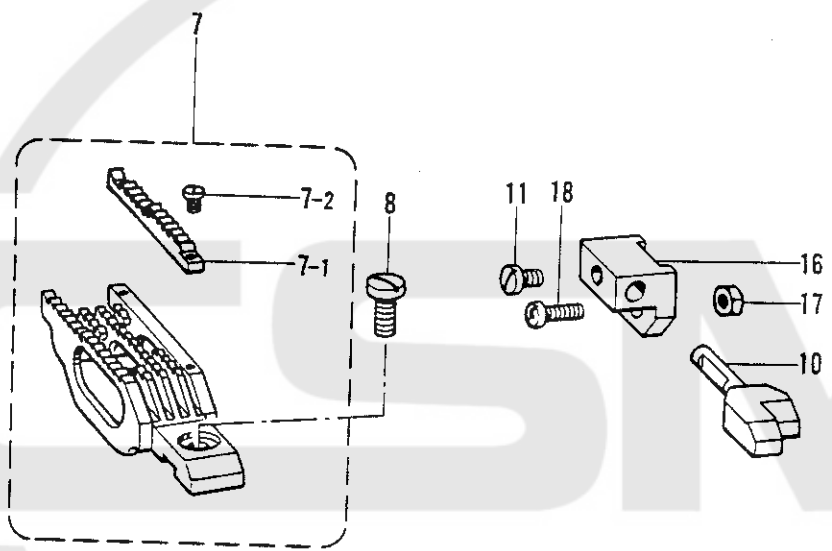
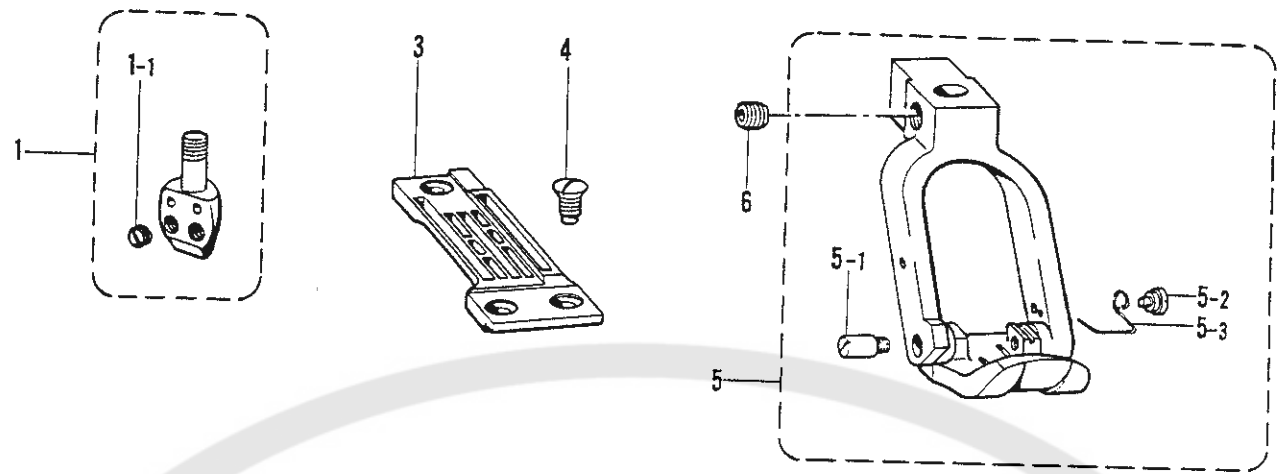
REF.NO.	CODE	Q'TY	ヒンメイ	NAME OF PARTS	RMKS
1	*	1	ハリタ"キネシ"ツキ	NEEDLE CLAMP WITH SCREW	
1-1	105086001	2	トメネシ"4.37	SCREW 4.37	
3	*	1	ハリイタ	NEEDLE PLATE	
4	100032004	3	サラネシ"4.37	SCREW 4.37	
5	*	1	オサエクミ	PRESSER FOOT ASSEMBLY	
5-1	147871001	6	オサエピン	STUD SCREW	
5-2	147872001	1	オサエMハ"ネ	SPRING	
5-3	S01295001	1	シメネシ"2.38X3.5	SCREW 2.38X3.5	
5-4	147890001	1	オサエFハ"ネ	SPRING	
5-5	147932001	1	タ"ンネシ"2.38	STUD SCREW 2.38	
5-6	147875001	1	オサエBLハ"ネ	SPRING	
5-7	147877001	1	ツマミナツト3.18	NUT 3.18	
5-8	147878001	1	オサエBSハ"ネ	SPRING	
5-9	062660512	1	ナヘ"コネシ"318-40X5	SCREW 318X5	
5-10	147879001	1	トメネシ"3.18	SCREW 3.18	
5-11	111105002	1	シメネシ"2.38	SCREW 2.38	
6	060670812	1	ハ"イント"357-40X8	SCREW 3.57X8	
7	*	1	オクリハ"クミ	FEED DOG ASSEMBLY	
7-1	*	1	トリツケハ"	SUB FEED DOG	
7-2	147880001	2	シメネシ"1.98	SCREW 1.98	
8	105173004	1	シメネシ"4.76	SCREW 4.76	
10	148973001	1	ハリウケ-5	NEEDLE GUARD -5	
11	111443003	1	マルヒラトメネシ"3.57	SET SCREW 3.57	
12	147980001	1	ラツハ"アンナイイタ	LAPPER GUIDE PLATE	
13	105129001	1	アンナイイタサ"カ"ネ	LAPPER GUIDE PLATE WASHER	
14	105130001	2	シメネシ"3.57	SCREW 3.57	
15	*	1	ラツハ"ークミ	LAPPER ASSEMBLY	
16	148876001	1	ハリウケトリツケタ"イ	NEEDLE GUARD BRACKET	
17	021670102	1	ナツト1シユ3.57	NUT 3.57	
18	062671012	1	ナヘ"コ357-40X10	SCREW 357X10	
19-1	*	1	ルーハ"S	LOOPER SHORT	
19-2	*	1	ルーハ"L	LOOPER LONG	
20	111443003	2	マルヒラトメネシ"3.57	SCREW 3.57	
21-1	148872001	1	ルーハ"ホルタ"S	LOOPER HOLDER SHORT	
21-2	148874001	1	ルーハ"ホルタ"L	LOOPER HOLDER LONG	
22	062681012	2	ナヘ"コ437-40X10	SCREW 437X10	
23	151572001	1	-----	FINGER GUARD	



13. ツーン関係 (-6A) / Gauge parts (-6A) / Lehren (-6A) /  
 Pièces du Jauge (-6A) / Piezas calibradoras (-6A)

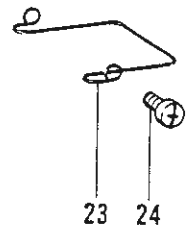
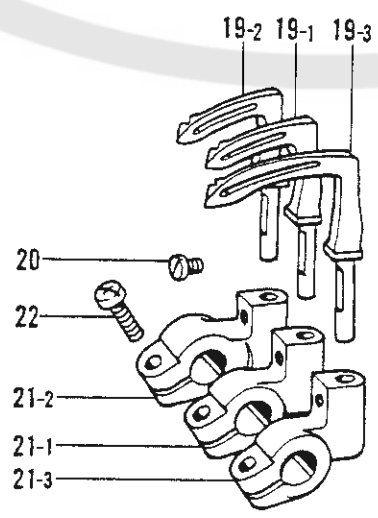
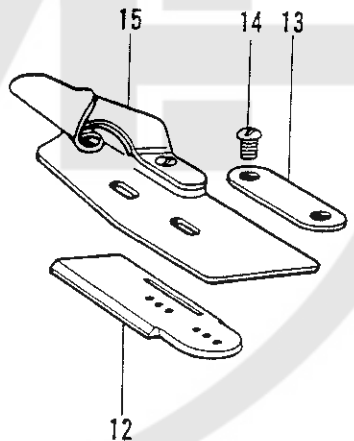
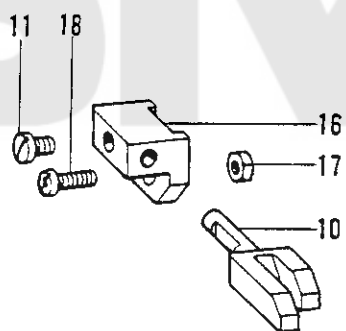
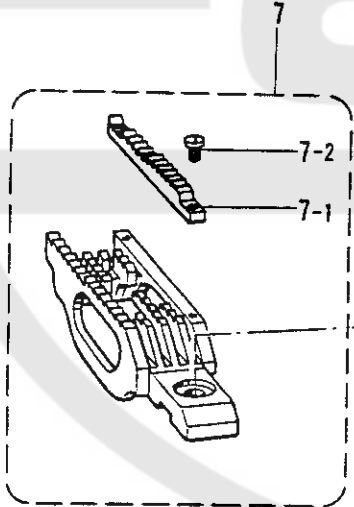
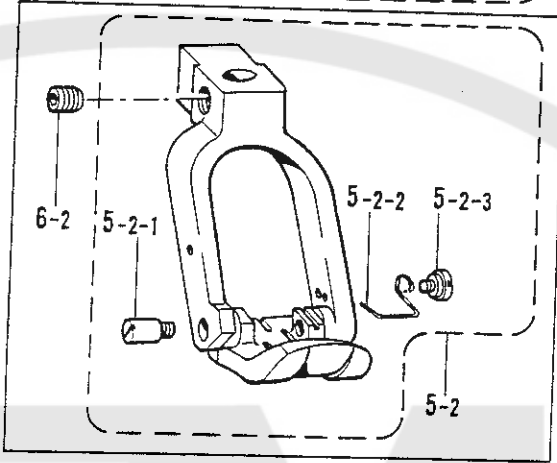

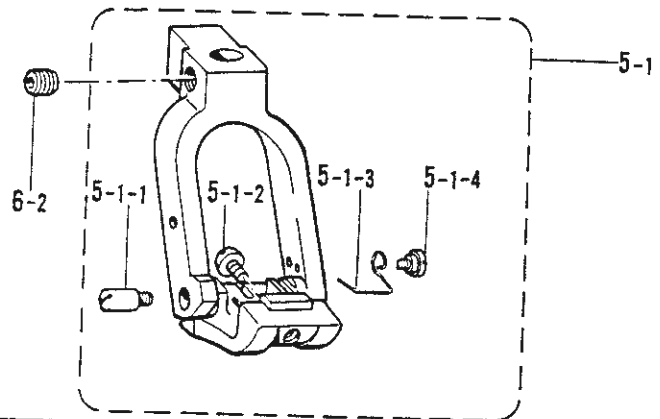
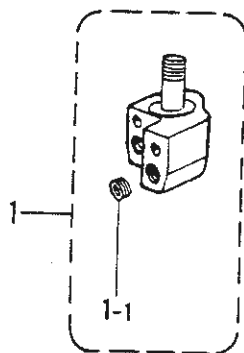
REF.NO.	CODE	Q'TY	ヒンメイ	NAME OF PARTS	RMKS
1	181716001	1	ハリタキ1/8X2-6クミ	NEEDLE CLAMP 1/8"X2-6 ASSEMBLY	
1-1	146427001	3	アナトメネシ"3.18クホ"ミ	SCREW 3.18	
3	148864001	1	ハリイタ1/8X2-6	NEEDLE PLATE 1/8"X2-6	
4	100032004	3	-----	SCREW 4.37	
5	148865001	1	オサイ1/8X2-6クミ	PRESSER FOOT 1/8"X2-6 ASSEMBLY	
5-1	147871001	6	オサイヒン	STUD SCREW	
5-2	147872001	1	オサイMハ"ネ	SPRING M	
5-3	S01295001	1	シメネシ"2.38X3.5	SCREW 2.38X3.5	
5-4	147890001	1	オサイFハ"ネ	SPRING F	
5-5	147932001	1	タ"ンネシ"2.38	STUD SCREW 2.38	
5-6	147875001	1	オサイBLハ"ネ	SPRING BL	
5-7	147877001	1	ツマミナット3.18	NUT 3.18	
5-8	147878001	1	オサイBSハ"ネ	SPRING BS	
5-9	062660512	1	ナヘ"コネシ"318X40X5	SCREW 318X5	
5-10	147879001	1	トメネシ"3.18	SCREW 3.18	
5-11	111105002	1	シメネシ"2.38	SCREW 2.38	
6	060670812	1	ハ"イント"357-40X8	SCREW 3.57X8	
7	148867001	1	オクリハ"1/8X2-6クミ	FEED DOG 1/8"X2-6 ASSEMBLY	
7-1	147307001	1	トリツケハ"	SUB FEED DOG	
7-2	147880001	2	シメネシ"1.98	SCREW 1.98	
8	105173004	1	-----	SCREW 4.76	
10	148875001	1	ハリウケ-6	NEEDLE GUARD -6	
11	111443003	1	マルヒラトメシ"3.57	SET SCREW 3.57	
12	147980001	1	-----	LAPPER GUIDE PLATE	
13	105129001	1	-----	LAPPER GUIDE PLATE WASHER	
14	105130001	2	-----	SCREW 3.57	
15	147302001	1	ラツパ°-1/4XHクミ	LAPPER 1/4"XH-ASSEMBLY	
16	148876001	1	ハリウケトリツケタ"イ	NEEDLE GUARD BRACKET	
17	021670102	1	ナット1シュ3.57	NUT 3.57	
18	062671012	1	ナヘ"コ357-40X10	SCREW 357X10	
19-1	148869101	1	ルーハ°S1/8X2-6	LOOPER (SHORT) 1/8"X2-6	
19-2	148870101	1	ルーハ°M-6	LOOPER (MIDDLE) 1/8"X2-6	
19-3	148871101	1	ルーハ°L1/8X2-6	LOOPER (LONG) 1/8"X2-6	
20	111443003	3	マルヒラトメネシ"3.57	SET SCREW 3.57	
21-1	148872001	1	ルーハ°ホルタ"S	LOOPER HOLDER SHORT	
21-2	148873001	1	ルーハ°ホルタ"M	LOOPER HOLDER MIDDLE	
21-3	148874001	1	ルーハ°ホルタ"L	LOOPER HOLDER LONG	
22	062671012	3	ナヘ"コ357-40X10	SCREW 357X10	
23	151572001	1	-----	FINGER GUARD	





Parts (-7A) / Gauge parts (-7A) / Lehren (-7A) /  
 Pièces du Jauge (-7A) / Piezas calibradoras (-7A)

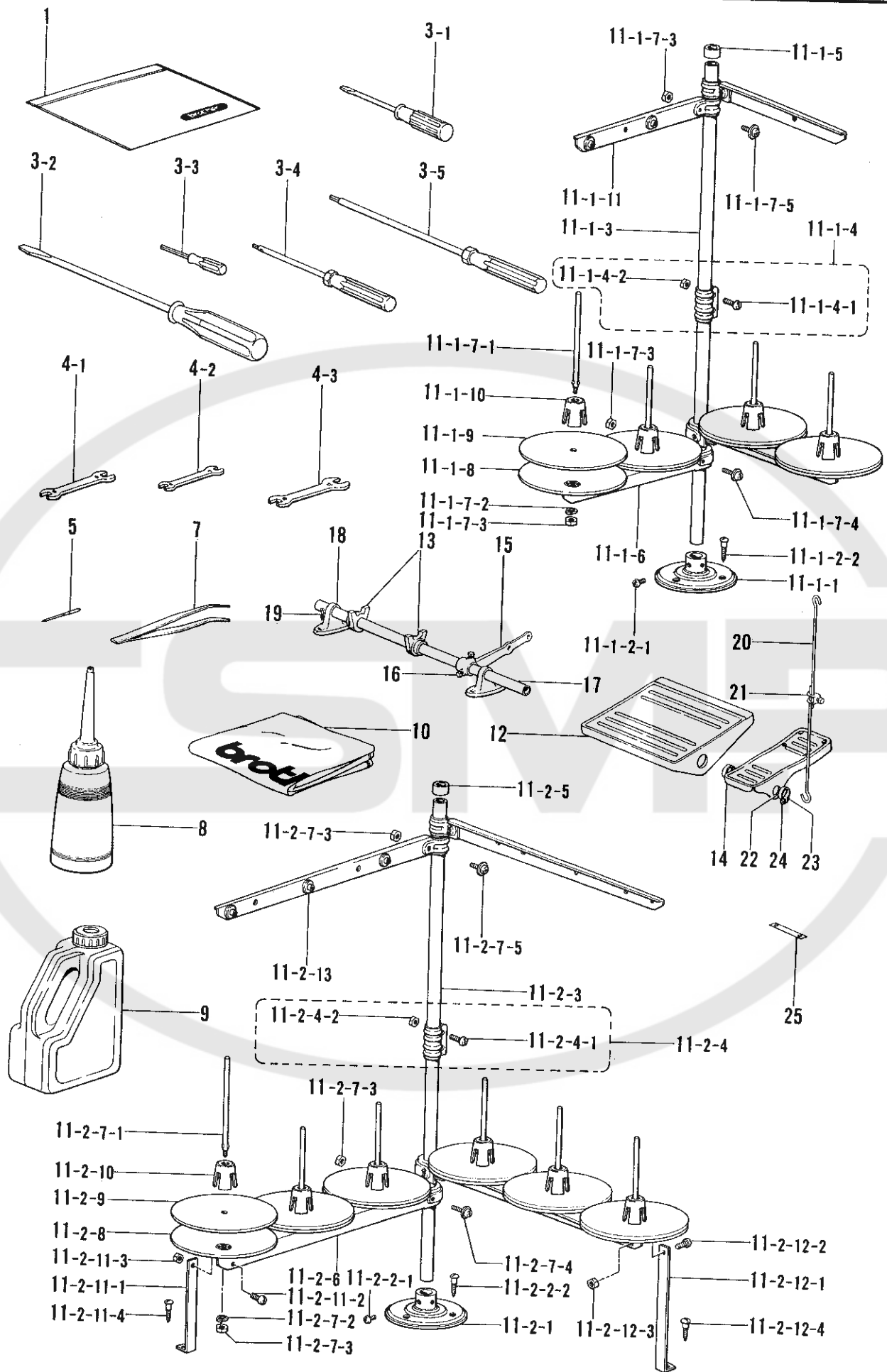
REF.NO.	CODE	Q'TY	品名	NAME OF PARTS	RMKS
1	181074001	1	ハリタ"キ1/4ネジ"ツキ	NEEDLE CLAMP 1/4" WITH SCREW	
1-1	105086001	2	トメネジ"4.37	SCREW 4.37	
3	150666001	1	ハリイタ1/4-7	NEEDLE PLATE 1/4"-7	
4	100032004	3	サラネジ"4.37	SCREW 4.37	
5	150668001	1	オサI1/4-7クミ	PRESSER FOOT 1/4"-7 ASSEMBLY	
5-1	150670001	2	オサIピン	PIN	
5-2	150671001	1	オサIFハ"ネ	PRESSER FOOT (FRONT) SPRING	
5-3	147932001	1	タ"ンネジ"2.38	STUD SCREW 2.38	
6	014760622	1	アトメネジ"5.95クホ"ミ	SCREW 5.95	
7	150673001	1	オクリハ"1/4-7クミ	FEED DOG 1/4"-7 ASSEMBLY	
7-1	147307001	1	トリツケハ"	SUB FEED DOG	
7-2	147880001	2	シメネジ"1.98	SCREW 1.98	
8	105173004	1	シメネジ"4.76	SCREW 4.76	
10	148973001	1	ハリウケ-5	NEEDLE GUARD -5	
11	105303001	1	シメネジ"3.57	SCREW 3.57	
12	147980001	1	ラツハ°-アンナイイタ	LAPPER GUIDE PLATE	
13	105129001	1	アンナイイタサ"カ"ネ	LAPPER GUIDE PLATE WASHER	
14	105130001	2	シメネジ"3.57	SCREW 3.57	
15	147302001	1	ラツハ°-1/4XHクミ	LAPPER 1/4"XH ASSEMBLY	
16	148876001	1	ハリウケトリツケタ"イ	NEEDLE GUARD BRACKET	
17	021670102	1	ナツト1シユ3.57	NUT 3.57	
18	062671012	1	ナヘ"コ357-40X10	SCREW 357X10	
19-1	148869101	1	ルーハ°S1/8X2-6	LOOPER SHORT 1/8"X2-6	
19-2	148871101	1	ルーハ°L1/8X2-6	LOOPER LONG 1/8"X2-6	
20	111443003	2	マルヒラトメネジ"3.57	SET SCREW 3.57	
21-1	148872001	1	ルーハ°ホルタ"S	LOOPER HOLDER SHORT	
21-2	148874001	1	ルーハ°ホルタ"L	LOOPER HOLDER LONG	
22	062671012	2	ナヘ"コ357-40X10	SCREW 357X10	
23	156211001	1	-----	FINGER GUARD	
24	060660512	1	-----	SCREW 318X5	



15. ケーン関係 (-8A) / Gauge parts (-8A) / Lehren (-8A) /  
 Pièces du Jauge (-8A) / Piezas calibradoras (-8A)

REF.NO.	CODE	Q'TY	ヒンメイ	NAME OF PARTS	RMKS
1	*	1	ハリタキクミ	NEEDLE CLAMP ASSEMBLY	
1-1	146427001	3	アトメネシ"3.18クホ"ミ	SCREW 3.18	
3	*	1	ハリイタ	NEEDLE PLATE	
4	100032004	3	サラネシ"4.37	SCREW 4.37	
5-1	*	1	オサエクミ	PRESSER FOOT ASSEMBLY	
5-1-1	150670001	2	オサエピン	PIN	
5-1-2	142747002	1	シメネシ"4.76	SET SCREW 4.76	
5-1-3	150671001	1	オサIFハ"ネ	PRESSER FOOT (F) SPRING	
5-1-4	147932001	1	タ"ンネシ"2.38	STUD SCREW 2.38	
5-2	*	1	オサエクミ	PRESSER FOOT ASSEMBLY	
5-2-1	*	2	オサエピン	PIN	
5-2-2	*	1	オサIFハ"ネ	PRESSER FOOT (F) SPRING	
5-2-3	147932001	1	タ"ンネシ"2.38	STUD SCREW 2.38	
6-2	014760622	1	アトメネシ"5.95クホ"ミ	SCREW 5.95	
7	*	1	オクリハ"クミ	FEED DOG ASSEMBLY	
7-1	S01637001	1	トリツケハ"	-----	
7-1	147307001	1	-----	SUB FEED DOG	
7-2	147880001	2	シメネシ"1.98	SCREW 1.98	
8	105173004	1	シメネシ"4.76	SCREW 4.76	
10	148875001	1	ハリウケ-6	NEEDLE GUARD -6	
11	111443003	1	マルヒラトメネシ"3.57	SET SCREW 3.57	
12	147980001	1	ラツハ-アンナイイタ	LAPPER GUIDE PLATE	
13	105129001	1	アンナイイタサ"カ"ネ	LAPPER GUIDE PLATE WASHER	
14	105130001	2	シメネシ"3.57	SCREW 3.57	
15	*	1	ラツハ-クミ	LAPPER ASSEMBLY	
16	148876001	1	ハリウケトリツケタ"イ	NEEDLE GUARD BRACKET	
17	021670102	1	ナツ1シユ3.57	NUT 3.57	
18	062671012	1	ナヘ"コ357-40X10	SCREW 357X10	
19-1	*	1	ルーハ°S	LOOPER SHORT	
19-2	148870101	1	ルーハ°M-6	LOOPER MIDDLE -6	
19-3	*	1	ルーハ°L	LOOPER LONG	
20	111443003	3	マルヒラトメネシ"3.57	SET SCREW 3.57	
21-1	148872001	1	ルーハ°ホルタ"S	LOOPER HOLDER SHORT	
21-2	148873001	1	ルーハ°ホルタ"M	LOOPER HOLDER MIDDLE	
21-3	148874001	1	ルーハ°ホルタ"L	LOOPER HOLDER LONG	
22	062671012	3	ナヘ"コ357-40X10	SCREW 357X10	
23	156211001	1	-----	FINGER GUARD	
24	060660512	1	-----	SCREW 318X5	

Z. 付属品関係 / Accessories / Zubehör /  
Accessoires / Accesorios



※ 付属品の明細は変更することがあります。

※ The details of included accessories are subject to change.

※ Änderungen in der Aufstellung der Mitgelieferten Zubehörteile sind vorbehalten.

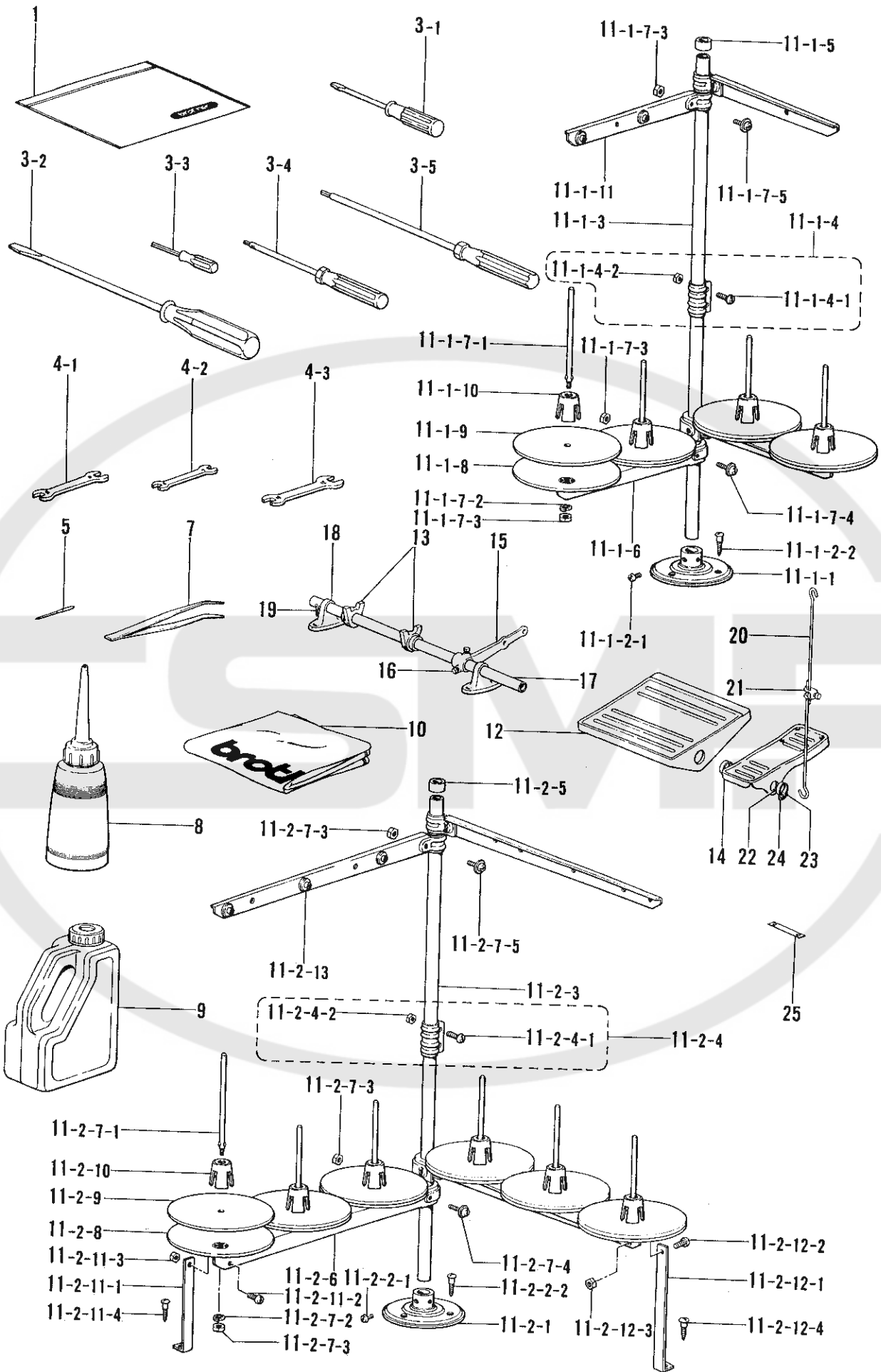
※ Les détails des accessoires inclus sont sujets à des changements.

※ Los detalles de los accesorios incluidos pueden variar.

2. 付属品/Accessories/Zubehör/  
Accessoires/Accessorios

REF.NO.	CODE	Q'TY	ヒンメイ	NAME OF PARTS	RMKS
1	122991001	1	フツクヒンホリフクロ	ACCESSORY BAG	
3-1	105344001	1	ネジマフシ2.6X70	SCREW DRIVER 2.6X70	
3-2	101572101	1	ネジマフシ5.5X190	SCREW DRIVER 5.5X190	
4-1	100887001	1	スパナ8X9	SPANNER 8X9	
4-3	107780001	1	スパナ10X12	SPANNER 10X12	
5	*	8	ミシンハリTVX5	NEEDLE TVX5	
7	117466000	1	ピンセット	TWEEZERS	
8	114483002	1	ホリオイルークミ	OILER ASSEMBLY	
9	154702001	1	オイルタンク	OIL TANK	
10	144228001	1	トウフカカバー	HEAD COVER	
11-1	*	1	イトタテタイクミ4	COTTON STAND ASSEMBLY 4	
11-1-1	150189002	1	ブラケット	COTTON STAND BASE	
11-1-2	S02773001	1	ブラケットネジセット	COTTON STAND BASE SCREW SET	
11-1-2-1	062060806	2	ナヘコ6X8	SCREW 6X8	
11-1-2-2	031452206	3	マルモク45X22	SCREW 45X22	
11-1-3	150172002	2	コラムパイプ	COLUMN PIPE	
11-1-4	150106002	1	コラムジョイントクミ	COLUMN JOINT ASSEMBLY	
11-1-4-1	062501406	2	ナヘコ5X14	SCREW 5X14	
11-1-4-2	021500106	2	1シユナツト5	NUT 5	
11-1-5	150174000	1	コラムキャップ	COLUMN CAP	
11-1-6	S02778001	2	スプールホルダー-2	SPOOL HOLDER 2	
11-1-7	S02780001	2	スプールネジセット2	SPOOL SCREW SET 2	
11-1-7-1	150179002	4	スプールシクシクB	SPOOL SHAFT (B)	
11-1-7-2	028050246	4	ハネサカネ2-5	SPRING WASHER 2-5	
11-1-7-3	021500106	8	1シユナツト5	NUT 5	
11-1-7-4	050503006	2	ナヘコヒラサ5X30	SCREW 5X30	
11-1-7-5	050501406	2	ナヘコヒラサ5X14	SCREW 5X14	
11-1-8	150180000	4	ウケサラ	SPOOL STAND BASE	
11-1-9	150182000	4	スプールマット	SPOOL MAT	
11-1-10	126863001	4	スプールクッション	SPOOL CUSHION	
11-1-11	S02786001	2	スレットハンガークミ2	THREAD HANGER ASSEMBLY 2	
11-2	*	1	イトタテタイクミ6	COTTON STAND ASSEMBLY 6	
11-2-1	150189002	1	ブラケット	COTTON STAND BASE	
11-2-2	S02773001	1	ブラケットネジセット	COTTON STAND BASE SCREW SET	
11-2-2-1	062060806	2	ナヘコ6X8	SCREW 6X8	
11-2-2-2	031452206	3	マルモク45X22	SCREW 45X22	
11-2-3	150172002	2	コラムパイプ	COLUMN PIPE	
11-2-4	150106002	1	コラムジョイントクミ	COLUMN JOINT ASSEMBLY	
11-2-4-1	062501406	2	ナヘコ5X14	SCREW 5X14	
11-2-4-2	021500106	2	1シユナツト5	NUT 5	
11-2-5	150174000	1	コラムキャップ	COLUMN CAP	
11-2-6	S02779001	2	スプールホルダー-3	SPOOL HOLDER 3	
11-2-7	S02782001	2	スプールネジセット3	SPOOL SHAFT SET	
11-2-7-1	150179002	6	スプールシクシクB	SPOOL SHAFT (B)	
11-2-7-2	028050246	6	ハネサカネ2-5	SPRING WASHER 2-5	
11-2-7-3	021500106	10	1シユナツト5	NUT 5	
11-2-7-4	050503006	2	ナヘコヒラサ5X30	SCREW 5X30	
11-2-7-5	050501406	2	ナヘコヒラサ5X14	SCREW 5X14	
11-2-8	150180000	6	ウケサラ	SPOOL STAND BASE	
11-2-9	150182000	6	スプールマット	SPOOL MAT	
11-2-10	126863001	6	スプールクッション	SPOOL CUSHION	
11-2-11	S02784001	1	ホルダーササIAセット	SPOOL HOLDER SUPPORTER (A) SET	
11-2-11-1	150188002	1	スプールホルダーササIA	SPOOL HOLDER SUPPORTER (A)	
11-2-11-2	062501006	1	ナヘコ5X10	SCREW 5X10	
11-2-11-3	021500106	1	1シユナツト5	NUT 5	
11-2-11-4	031452206	1	マルモク45X22	SCREW 45X22	
11-2-12	S02785001	1	ホルダーササI	HOLDER SUPPORTER (B) SET	
11-2-12-1	150194002	1	スプールホルダーササIB	SPOOL HOLDER SUPPORTER (B)	
11-2-12-2	062501006	1	ナヘコ5X10	SCREW 5X10	
11-2-12-3	021500106	1	1シユナツト5	NUT 5	
11-2-12-4	031452206	1	マルモク45X22	SCREW 45X22	
11-2-13	S02788001	2	スレットハンガークミ3	THREAD HANGER ASSEMBLY 3	

Z. 付属品関係 / Accessories / Zubehör /  
Accessoires / Accesorios



※ 付属品の明細は変更することがあります。

※ The details of included accessories are subject to change.

※ Änderungen in der Aufstellung der Mitgelieferten Zubehöre sind vorbehalten.

※ Les détails des accessoires inclus sont sujets à des changements.

※ Los detalles de los accesorios incluidos pueden variar.

Accessories / Zubehör /  
Accessoires / Accesorios

REF.NO.	CODE	Q'TY	品名	NAME OF PARTS	RMKS
12	133636002	1	-----	THREADLE	
13	180827002	2	-----	THREAD STOPPER ASSEMBLY	
14	117437102	1	-----	FOOT PEDAL	
15	109656002	1	-----	CONNECTING LEVER (L)	
16	100463001	2	-----	BOLT 7.94	
17	106062002	1	-----	THREADLE SHAFT	
18	109657002	2	-----	THREADLE SHAFT BRACKET	
19	100469002	4	-----	SCREW 5.1X26	
20	105359001	2	-----	CONNECTING ROD	
21	181225001	1	-----	CONNECTING ROD HOLDER ASSEMBLY	
22	116016001	2	-----	PEDAL STOPPER	
23	021400106	2	-----	NUT 4	
24	062401406	2	-----	SCREW 4X14	
25	148298001	1	スパーサ <イトキリ>	SPACER <THREAD TRIMMER>	
<-6.-7.-8>					
3-3	S01943001	1	6カクホ"ウネシ"マワシ1.6	SCREW DRIVER 1.6	
<-7.-8>					
3-4	146700001	1	6カクホ"ウネシ"マワシ2	SCREW DRIVER 2	
3-5	149173001	1	6カクホ"ウネシ"マワシ3	SCREW DRIVER 3	
4-2	107779001	1	スパナ6X7	SPANNER 6X7	



工機別部品一覧表 / DIFFERENT PARTS LIST / ZUBEHÖRLISTE /  
 LISTE DE PIÈCES DIFFÉRENTES / LISTA DE PIEZAS ACCESORIAS

REF.NO.	ヒンメイ PARTS	サブクラス SUB CLASS	スタンダード 3ホ"ンハリ THREE NEEDLE	-5 デニムヨウ 2ホ"ンハリ	-5 FOR THICK MATERIALS TWIN NEEDLE	-5 FOR DENIM TWIN NEEDLE	-6 デニムヨウ 3ホ"ンハリ THREE NEEDLE
C-15	デンビークランク ----- THREAD TAKE-UP CRANK		111020001	147863001	←	←	←
C-21	ミシンハリ TVX5 (#) ----- NEEDLE TVX5 (#)		111128019(19)	111128022(22)	111128019(19)	111128022(22)	←
G-10	プーラ ----- PULLER		-----	-----	-----	-----	-----
G-11	アナトメネジ"4.37クボ"ミ ----- SCREW 4.37		-----	-----	-----	-----	-----
K-44	ルーバ"ガ"ワフタ R ----- LOOPER SIDE COVER (RIGHT)		111115001	←	←	←	←
K-45	ルーバ"ガ"ワフタ L ----- LOOPER SIDE COVER (LEFT)		147889001	←	←	←	←
Z-5	ミシンハリ TVX5 (#) ----- NEEDLE TVX5 (#)		111128019(19)	111128022(22)	111128019(19)	111128022(22)	←
Z-11-1	イトタテダイクミ 4 ----- COTTON STAND ASSEMBLY 4		-----	S02768001	←	←	-----
Z-11-2	イトタテダイクミ 6 ----- COTTON STAND ASSEMBLY 6		S02771001	-----	-----	-----	S02771001
	-----						
	-----						
	-----						
	-----						
	-----						
	-----						
	-----						
	-----						
	-----						
	-----						
	-----						
	-----						
	-----						

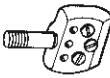
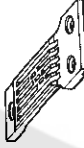
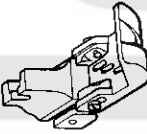


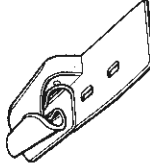
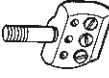
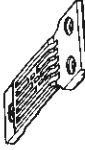


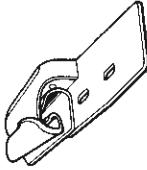
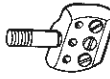



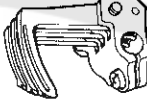
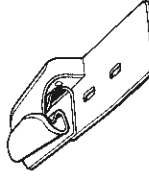
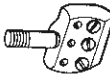

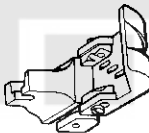
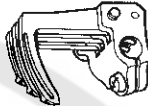
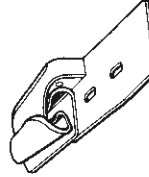
REF.NO.	ヒンメイ PARTS	サブクラス	-7A	-8A	-8A	-8A	-8A	-8A
		SUB CLASS	デニムヨウ FOR DENIM 2ホ"ンハリ TWIN NEEDLE	デニムヨウ 3ホ"ンハリ	THIN MEDIUM THICK MATERIALS THREE NEEDLE	FOR DENIM THREE NEEDLE	FOR DENIM THREE NEEDLE	
C-15	デンビ"ンクランク							
	THREAD TAKE-UP CRANK		147863001	←	111020001	147863001	←	
C-21	ミシンハリ TVX5 (#)							
	NEEDLE TVX5 (#)		111128022(22)	←	111128019(19)	111128022(22)	←	
G-10	プーラ							
	PULLER				154344101			
G-11	アナトメネシ"4.37クホ"ミ							
	SCREW 4.37				014680422			
K-44	ルーパ"ガ"ワフタ R							
	LOOPER SIDE COVER (RIGHT)		111115001	←	148939001	111115001	148939001	
K-45	ルーパ"ガ"ワフタ L							
	LOOPER SIDE COVER (LEFT)		147889001	←	148940001	147889001	148940001	
Z-5	ミシンハリ TVX5 (#)							
	NEEDLE TVX5 (#)		111128022(22)	←	111128019(19)	111128022(22)	←	
Z-11-1	イトタテタ"イクミ 4							
	COTTON STAND ASSEMBLY 4		S02768001					
Z-11-2	イトタテタ"イクミ							
	COTTON STAND ASSEMBLY 6			S02771001	←		←	←

REF.NO.	ヒンメイ PARTS	サブクラス SUB CLASS	7/16X2 INCH 2.8MMX2	1/8X2 INCH 3.2MMX2	5/32X2 4.0MMX2		
M1-1	ハリタ <sup>キネシ</sup> ツキ NEEDLE CLAMP WITH SCREW		181078001	181079001	181080001		
M1-1-1	トメネジ <sup>4.37</sup> (コスウ) SCREW <sup>4.37</sup> (Q'TY)		105086001(3)	←	105086001(1)		
M1-3	ハリイタ NEEDLE PLATE		111129001	111130001	111131001		
M1-5	オサエクミ PRESSER FOOT ASSEMBLY		111133001	111143001	111145001		
M1-7	オクリハ <sup>ク</sup> FEED DOG		111154001	←	111155001		
M1-9	ルーパ <sup>ク</sup> ミ LOOPER ASSEMBLY		111827001	111828001	111829001		
M1-9-1	ルーパ <sup>S</sup> LOOPER SHORT		111156001	111157001	111158001		
M1-9-3	ルーパ <sup>L</sup> LOOPER LONG		111161001	111162001	111163001		
M1-15	ラッパ <sup>ク</sup> ミ 7/32H LAPPER ASSEMBLY		111171001	-----	-----		
M1-15	1/4MH (コクナイヨウ・FOR DOMESTIC)		-----	101561001	-----		
M1-15	1/4H (コシュツヨウ・FOR EXPORT)		-----	101564001	-----		
M1-15	5/16H		-----	-----	111177001		

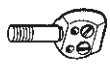

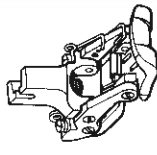
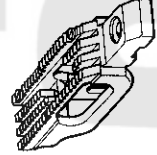

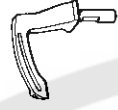

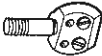
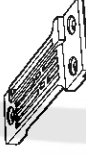
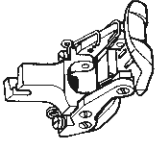
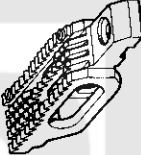

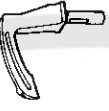
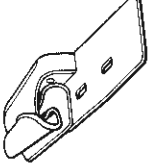
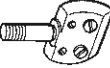

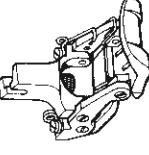
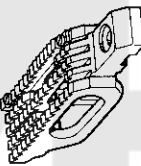


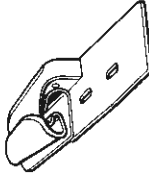
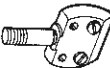

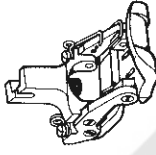


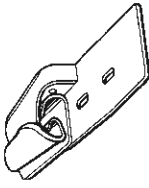
REF.NO.	ヒンメイ PARTS	サブクラス SUB CLASS	3/16 INCH 4.8MM	1/4 INCH 6.4MM			
M2-1	ハリタ"キネシ"ツキ NEEDLE CLAMP WITH SCREW		181077001	181074001			
M2-3	ハリイタ NEEDLE PLATE		147867001	159583001			
M2-5	オサエクミ PRESSER FOOT ASSEMBLY		159584001	147868001			
M2-7	オクリハ"クミ FEED DOG ASSEMBLY		159588001	148971001			
M2-7-1	トリツケハ" SUB FEED DOG		159590001	147307001			
M2-15	ラッパ"クミ LAPPER ASSEMBLY		159609001 (H)	147302001 (XH)			
M2-19-1	ルーパ° S LOOPER SHORT		159591001	148869101			
M2-19-2	ルーパ° L LOOPER LONG		159592001	148871101			

REF.NO.	ヒンメイ PARTS	サブクラス SUB CLASS	1/8X2 INCH 3.2MMX2 デニムヨウ	1/8X2 INCH 3.2MMX2 FOR DENIM	1/8X2 INCH 3.2MMX2 ウスチュウアツモノヨウ FOR THIN MEDIUM THICK	5/32X2 INCH 4MMX2 FOR DENIM	
M5-1	ハリタキネシツキ NEEDLE CLAMP WITH SCREW		181716001	←	←	181723001	
M5-3	ハリイタ NEEDLE PLATE		S01634001	150667001	156175001	151486001	
M5-5-1	オサイクミ PRESSER FOOT ASSEMBLY		S01632001	-----	156179001	-----	
M5-5-2	オサイクミ PRESSER FOOT ASSEMBLY		-----	150672001	-----	151487001	
M5-5-2-1	オサイピン PRESSER PIN		-----	150670001	-----	151481001	
M5-5-2-2	オサエフハネ SPRING F		-----	150671001	-----	151482001	
M5-7	オクリハクミ FEED DOG ASSEMBLY		S01635001	150675001	156182001	151483001	
M5-15	ラッパークミ 1/4XH LAPPER ASSEMBLY		147302001	←	-----	-----	
M5-15	1/4H		-----	-----	101564001	-----	
M5-15	5/16XH		-----	-----	-----	148951001	
M5-19-1	ルーハ° S LOOPER SHORT		148869101	←	←	148949001	
M5-19-3	ルーハ° L LOOPER LONG		148871101	←	←	148950101	

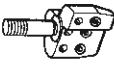
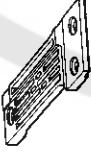
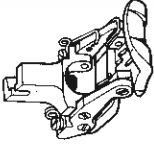
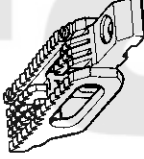


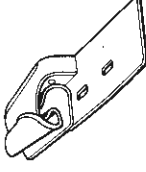
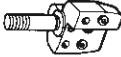

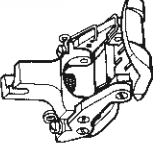
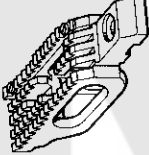

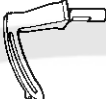
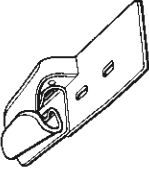


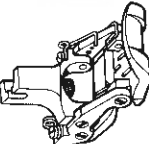
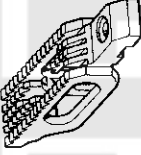

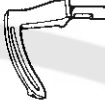
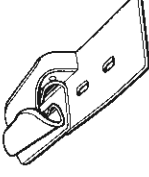
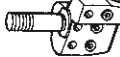

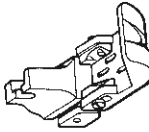
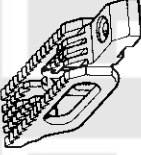


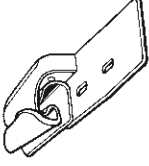
3本針 (スタンダード) / Three Needles, (Standard)

針抱ネジ付 Needle Clamp With Screw	針 Needle Plate	押し組 Presser Foot Assembly	送り歯 Feed Dog	ルーバ組 Looper Assembly	ラッパー組 Lapper Assembly
181078001 	111129001 	111133001 	111154001 	111827001 	111171001 (H) 
181079001 	111130001 	111143001 		111828001 	101564001 (H) 
181080001 	111131001 	153785001 (ハバ口) (WIDE) 	111155001 	111829001 	111177001 (H) 
181081001 	111132001 	111152001 		111830001 	111183001 (H) 
7/64 x 2 厚物 Thick materials					
1/8 x 2 厚物 Thick materials					
5/32 x 2 厚物 Thick materials					
3/16 x 2 厚物 Thick materials					

デニム用 二本針 (-5) / For Denim, Twin Needles (-5)

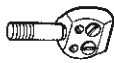
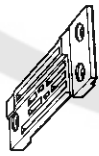
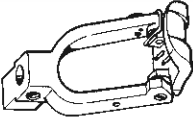
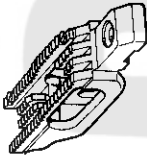


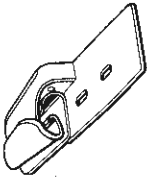
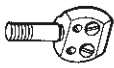
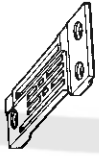
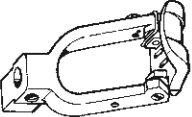


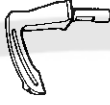
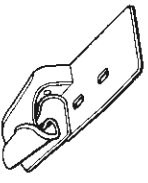
針抱ネジ付 Needle Clamp With Screw	針 Needle Plate	押し組 Presser Foot Assembly	送り歯 Feed Dog	ルーパ短組 S Looper Short	ルーパ長 Looper Long	ラッパ組 Lapper Assembly
181077001 	159583001 	159584001 	159588001 	159591001 	159592001 	159609001 (H) 
181074001 	147867001 	147868001 	148971001 	148869101 	148871101 	147302001 (XH) 
181725001 	148961001 	148962001 	148958001 	148949001 	148950001 	148951001 (XH) 
181724001 	148955001 	148956001 		148934001 	148935001 	148936001 (XH) 
	3/16 厚物 Thick materials					
	1/4 極厚物 Extra heavy materials					
	5/16 極厚物 Extra heavy materials					
	3/8 極厚物 Extra heavy materials					

デニム用 三本針 (-6) / For Denim, Three Needles (-6)

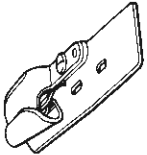
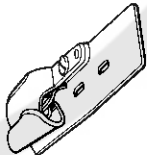
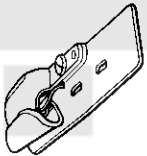
針抱組 Needle Clamp Assembly	針板 Needle Plate	押し組 Presser Foot Assembly	送り歯 Feed Dog	ルーバ S Looper Short	ルーバ L Looper Long	ラッパー組 Lapper Assembly
181716001 	148864001 	148865001 	148867001 	148869101 	148871101 	147302001 (XH) 
181723001 	148944001 	148945001 	148932001 	148949001 	148950101 	148951001 (XH) 
181722001 	148927001 	148928001 	S13045001 	148934001 	148935001 	148936001 (XH) 
181716001 	S13042001 	S13043001 	S13045001 	148869101 	148869101 	101564001 (H) 
1/8 x 2 極厚物 Extra heavy materials						
5/32 x 2 極厚物 Extra heavy materials						
3/16 x 2 極厚物 Extra heavy materials						
1/8 x 2 厚物 Thick materials						



プーラ付 二本針 (-7) / With Puller Device, Three Needles (-7)

	針抱ネジ付 Needle Clamp With Screw	針 Needle Plate	押し組 Presser Foot Assembly	送り歯 Feed Dog	ルーパーS Looper Short	ルーパーL Looper Long	ラッパー組 Lapper Assembly
3/16 x 2 厚物 Thick materials	181077001 	159614001 	159615001 	159616001 	159591001 	159592001 	159609001 (H) 
1/4 極厚物 Extra heavy materials	181074001 	150666001 	150668001 	150673001 	148869101 	148871101 	147302001 (XH) 

特別注文部品 / Option Parts

ラッパー組 Lapper Assembly	7/32 111168001 (MH) 	5/16 111174001 (MH) 	3/8 111180001 (MH) 
-----------------------------	---	---	--

プーラ付 三本針 (-8) / With Puller Device, Three Needles (-8)

	針抱組 Needle Clamp Assembly	針板 Needle Plate	押し組 Presser Foot Assembly	送り歯 Feed Dog	ルーパ S Looper Short	ルーパ L Looper Long	ラッパー組 Lapper Assembly
1/8 x 2 極厚物 Extra heavy materials	181716001	150667001	150672001	150675001	148869101	148871101	147302001 (XH)
1/8 x 2 厚物 Thick materials	S01634001	S01634001	S01632001	S01635001			101564001 (H)
1/8 x 2 中厚物 Medium thick materials		156175001	156179001	156182001			101561001 (MH)
5/32 x 2 極厚物 Extra heavy materials	181723001	151486001	151487001	151483001	148949001	148950001	148951001 (XH)
3/16 x 2 極厚物 Extra heavy materials	181722001	151478001	151479001		148934001	148935001	148936001 (XH)

CODE	REF.NO.	PAGE
S01295001	M2- 5-3	26
	M3- 5-3	28
S01632001	M5- 5-1	32
S01634001	M5- 3	32
S01635001	M5- 7	32
S01637001	M5- 7-1	32
S01694001	K - 21	22
S01943001	Z - 3-3	36
S02768001	Z - 11-1	34
S02771001	Z - 11-2	34
S02773001	Z - 11-1-2	34
	Z - 11-2-2	34
S02778001	Z - 11-1-6	34
S02779001	Z - 11-2-6	34
S02780001	Z - 11-1-7	34
S02782001	Z - 11-2-7	34
S02784001	Z - 11-2-11	34
S02785001	Z - 11-2-12	34
S02786001	Z - 11-1-11	34
S02788001	Z - 11-2-13	34
S06136001	H - 20	14
S06259001	F - 1-1	8
S06260001	F - 1-2	8
S06261001	F - 1-3	8
S09397001	M1- 5-1	26
013760610	J - 26	16
	K - 40	20
013761410	H - 16	14
	H - 18	14
013761612	K - 34	20
013771212	E - 4-1	6
	E - 6	6
014680422	G - 1-27	10
	G - 11	12
	G - 5-15	12
	G - 5-20	12
	G - 5-3	10
014760622	E - 19	6
	G - 1-10	10
	G - 1-16	10
	G - 1-17	10
	G - 1-23	10
	G - 1-25	10
	G - 1-5	10
	G - 5-23	12
	M4- 6	30
	M5- 6-2	32
014770622	E - 4-2	6
	G - 5-12	12
017681012	H - 3	14
017821813	G - 3	10
017822212	G - 2	10
021400106	Z - 23	36
021500106	Z - 11-1-4-2	34
	Z - 11-1-7-3	34
	Z - 11-2-11-3	34
	Z - 11-2-12-3	34
	Z - 11-2-4-2	34
	Z - 11-2-7-3	34
021670102	M2- 17	26
	M3- 17	28
	M4- 17	30
	M5- 17	32
021710212	F - 12	8
025040232	K - 35-11	20
025060232	G - 5-29	12
025080132	G - 4	10

CODE	REF.NO.	PAGE
025350132	K - 51	20
028050246	Z - 11-1-7-2	34
	Z - 11-2-7-2	34
028680242	E - 22	6
031452206	Z - 11-1-2-2	34
	Z - 11-2-11-4	34
	Z - 11-2-12-4	34
	Z - 11-2-2-2	34
048040342	G - 1-43	10
050501406	Z - 11-1-7-5	34
	Z - 11-2-7-5	34
050503006	Z - 11-1-7-4	34
	Z - 11-2-7-4	34
060660512	M4- 24	30
	M5- 24	32
060670512	D - 1-1-1	4
	K - 47	20
060670612	J - 23	16
	K - 35-14	20
060670812	M1- 6	26
	M2- 6	26
	M3- 6	28
062060806	Z - 11-1-2-1	34
	Z - 11-2-2-1	34
062401406	Z - 24	36
062501006	Z - 11-2-11-2	34
	Z - 11-2-12-2	34
062501406	Z - 11-1-4-1	34
	Z - 11-2-4-1	34
062630412	J - 3	16
	J - 6	16
	K - 14	20
	K - 3	22
	K - 5-2	22
062630612	K - 43	20
062660512	M2- 5-9	26
	M3- 5-9	28
062660612	K - 49-1	20
062670412	K - 35-17	20
	K - 7	20
062670512	H - 28	14
	J - 8	16
	K - 27	20
	K - 35-10	20
	K - 8	20
062670612	K - 30	20
	K - 35-7	20
062670712	J - 32	16
062670812	C - 2	4
062671012	F - 29	8
	G - 1-38	10
	K - 11-1	22
	K - 11-2	22
	K - 17	20
	K - 9	20
	M2- 18	26
	M3- 18	28
	M3- 22	28
	M4- 18	30
	M4- 22	30
	M5- 18	32
	M5- 22	32
062671412	K - 49-2	22
062671612	M1- 9-4	26
062680512	G - 1-29	10
062680712	G - 5-8-1	10
	H - 19-2	14

CODE	REF.NO.	PAGE
062680812	E - 23	6
062681012	C - 8	4
	D - 3-1-3	4
	M1- 9-6	26
	M2- 22	26
062681212	D - 3-1-2	4
062710812	E - 12	6
062712012	J - 9	16
062761012	G - 5-30	12
071063550	F - 31	8
072600040	G - 1-2	10
072620070	L - 2	24
072620180	L - 3	24
072620200	B - 2	2
072630200	B - 6	2
	L - 7	24
081003670	G - 1-41	10
081025570	G - 1-18	10
100022004	H - 32	14
100032004	M1- 4	26
	M2- 4	26
	M3- 4	28
	M4- 4	30
	M5- 4	32
100058003	J - 41-1-1	16
100064005	J - 25-2	16
	J - 30-4	16
	K - 36	20
100242003	F - 24	8
100251001	C - 17	4
	D - 2-1-1	4
100257010	F - 22	8
100260001	C - 14	4
	F - 3	8
	F - 5	8
	H - 8	14
100279101	G - 5-4	10
100366001	H - 9-2	14
100463001	Z - 16	36
100469002	Z - 19	36
100526003	H - 6-1-2	14
100645003	J - 39	16
100887001	Z - 4-1	34
101091001	A - 6	2
101561001	M1- 15	26
101564001	M1- 15	26
	M5- 15	32
101572101	Z - 3-2	34
101800001	E - 17	6
102538002	G - 1-8	10
102716004	H - 1-1-1	14
	L - 5	24
102843004	F - 26	8
	G - 1-21	10
102921002	F - 17	8
104336003	K - 20	22
104449001	F - 30	8
105056000	B - 3	2
105057000	B - 4	2
105062001	B - 7	2
	L - 8	24
105063001	B - 8	2
105064001	B - 9-1	2
105065001	B - 9-2	2
105066001	B - 9-3	2
105067001	B - 9-4	2
105071001	B - 9-7	2

CODE	REF.NO.	PAGE
105073001	C - 16	4
	J - 35	16
105074001	C - 1-1	4
105075001	C - 1-2	4
105076001	C - 1-3	4
105077000	C - 5	4
105078001	C - 6	4
105079001	C - 7	4
105083001	C - 20	4
105086001	M1- 1-1	26
	M2- 1-1	26
	M4- 1-1	30
	F - 2	8
105094001	F - 7	8
105095001	F - 8	8
105096001	F - 9	8
105100001	F - 10	8
105103001	F - 14	8
105104001	F - 15	8
105105006	F - 16	8
105106001	F - 18	8
105113001	G - 1-44	10
	H - 23	14
	H - 29	14
105129001	M1- 13	26
	M2- 13	26
	M3- 13	28
	M4- 13	30
	M5- 13	32
105130001	M1- 14	26
	M2- 14	26
	M3- 14	28
	M4- 14	30
	M5- 14	32
105131001	E - 1	6
105132001	E - 2	6
105138006	E - 8	6
105140006	E - 10	6
105141001	E - 11	6
105144001	E - 14	6
105146001	A - 5	2
	E - 16	6
105150000	L - 4	24
105155001	L - 9	24
105156002	L - 10	24
105161002	D - 1-1-2	4
105162001	D - 1-1-3	4
105163001	D - 1-2	4
105164000	D - 1-3	4
105166000	D - 2-2	4
	H - 1-2	14
105168001	D - 3-1-1	4
105170001	D - 3-2	4
105171001	D - 5	4
105173004	M1- 8	26
	M2- 8	26
	M3- 8	28
	M4- 8	30
	M5- 8	32
105176001	F - 6-1	8
	H - 13	14
105184000	H - 6-1-1	14
105187001	H - 6-2	14
105188001	H - 7	14
105190001	H - 6-3	14
105191001	H - 6-4	14
105209001	H - 19-1	14

CODE	REF.NO.	PAGE
105214001	H - 22	14
105215001	G - 1-45	10
	H - 24	14
	H - 30	14
105216001	H - 25	14
105217003	H - 26	14
105218001	H - 27	14
105220104	J - 1-2	16
105221001	J - 4-1	16
	J - 4-2	16
	K - 4-1	22
	K - 4-2	22
105222001	J - 7	16
105225001	J - 10-1-1-1	16
	J - 10-2-1-1	16
105227001	J - 10-1-4	16
	J - 10-2-4	16
105229001	J - 10-1-1-3	16
	J - 10-2-1-3	16
105231000	J - 10-1-5	16
	J - 10-2-5	16
105232001	J - 10-2-6	16
105233002	J - 10-1-7	16
	J - 10-2-7	16
105234003	J - 10-1-8	16
	J - 10-2-8	16
	J - 40	16
105235101	J - 18	16
105236001	J - 20	16
105237002	J - 21	16
105243001	J - 30-1	16
105244000	J - 30-2	16
105245001	J - 30-3	16
105248003	J - 33	16
105249004	K - 1-2	22
105250003	K - 6-2	22
105251006	K - 10-2	22
105255006	K - 12	20
105256001	K - 13	20
105257004	K - 15	20
105260004	K - 16	20
105262001	K - 18-2	22
105268001	K - 25	20
105269001	K - 26	20
105270001	K - 28-2	22
105274001	K - 29	20
105276001	K - 31	20
105277001	J - 38	16
	K - 32-1	22
	K - 32-2	22
105278000	K - 33-2	22
105280006	K - 35-1	20
105281001	K - 35-2	20
105283001	K - 50	20
105284001	K - 35-4	20
105285000	K - 35-5	20
105286001	K - 35-6	20
105287001	K - 35-8	20
105288001	K - 35-19	20
	K - 35-9	20
105289001	K - 35-23	20
105291001	K - 35-12	20
105292001	K - 35-13	20
105293001	K - 35-15	20
105294001	K - 35-16	20
105296001	K - 35-18	20
105297001	K - 35-24	20

CODE	REF.NO.	PAGE
105298001	K - 37-1	20
105299002	K - 37-2	20
105300001	K - 38	20
105301001	K - 39-1	20
105303001	M1- 11	26
	M4- 11	30
105333001	F - 19	8
105337001	A - 4	2
105341001	A - 7	2
105344001	Z - 3-1	34
105359001	Z - 20	36
105363001	C - 19	4
	C - 4	4
106062002	Z - 17	36
106568003	G - 5-17	12
106794001	G - 5-6	10
107308001	E - 9	6
107779001	Z - 4-2	36
107780001	Z - 4-3	34
108896001	C - 3	4
109153001	G - 1-26	10
109656002	Z - 15	36
109657002	Z - 18	36
111019000	B - 1	2
111020001	C - 15	4
111022001	C - 9-1	4
111023001	C - 9-2	4
111024001	C - 13	4
111025001	F - 4-1	8
111026001	F - 27	8
111027001	F - 21	8
111028006	F - 20	8
111032001	F - 23	8
111033001	F - 25	8
111034001	E - 1	6
111037001	E - 7	6
111038006	E - 8	6
111039006	E - 13	6
111040006	E - 15	6
111041001	L - 1	24
111044001	D - 3-1	4
111046001	D - 4	4
111047001	H - 2	14
111049000	H - 4-1	14
111050000	H - 4-2	14
111051001	H - 5	14
111056001	H - 9-1	14
111058001	H - 12	14
111059001	H - 14	14
111060000	H - 15	14
111067001	H - 21	14
111070104	J - 1-1	16
111071101	F - 28	8
111072001	J - 2	16
	K - 2	22
111073001	J - 5	16
	K - 5-1	22
111076001	J - 10-1-6	16
111077001	J - 22	16
111078001	J - 24	16
111079001	J - 25-1	16
111082001	J - 25-5	16
111083001	J - 27	16
111084001	J - 29	16
111089001	J - 34	16
111093001	J - 37	16
111095004	K - 1-1	22

CODE	REF.NO.	PAGE
111096004	K - 6-1	22
111097006	K - 10-1	22
111099001	K - 18-1	22
111103001	K - 19	22
111105001	K - 22	22
111105002	M2- 5-11	26
	M3- 5-11	28
111106004	K - 23	22
111107001	K - 28-1	22
111108001	K - 33-1	22
111110001	K - 35-20	20
111111001	K - 35-21	20
111112001	K - 35-22	20
111113001	K - 41	20
111114001	K - 42	20
111115001	K - 44	20
111117001	K - 46	20
111118001	K - 48-1	20
111128019	C - 21	4
	Z - 5	34
111128022	C - 21	4
	Z - 5	34
111129001	M1- 3	26
111130001	M1- 3	26
111131001	M1- 3	26
111133001	M1- 5	26
111143001	M1- 5	26
111145001	M1- 5	26
111154001	M1- 7	26
111155001	M1- 7	26
111156001	M1- 9-1	26
111157001	M1- 9-1	26
111158001	M1- 9-1	26
111160001	M1- 9-2	26
111161001	M1- 9-3	26
111162001	M1- 9-3	26
111163001	M1- 9-3	26
111166001	M1- 9-5	26
111167001	M1- 10	26
111171001	M1- 15	26
111177001	M1- 15	26
111188001	J - 28	16
111189001	J - 36	16
111191001	A - 13	2
111193001	B - 9-6	2
111194001	B - 10	2
111419001	A - 12	2
111443003	M2- 11	26
	M2- 20	26
	M3- 11	28
	M3- 20	28
	M4- 20	30
	M5- 11	32
	M5- 20	32
111506101	J - 25	16
111809001	J - 31	16
111827001	M1- 9	26
111828001	M1- 9	26
111829001	M1- 9	26
112618001	G - 5-9	10
112763001	G - 5-2	10
114483002	Z - 8	34
115132002	J - 25-4	16
116016001	Z - 22	36
117437102	Z - 14	36
117466000	Z - 7	34
117934001	G - 1-12	10

CODE	REF.NO.	PAGE
117948000	H - 10	14
120311002	B - 9-5	2
122771002	K - 35-3	20
122991001	Z - 1	34
123006001	C - 18	4
126863001	Z - 11-1-10	34
	Z - 11-2-10	34
133636002	Z - 12	36
140421001	H - 31	14
141099001	G - 5-7	10
142747002	M5- 5-1-2	32
143602001	G - 6	12
144105000	J - 10-1-1-2	16
	J - 10-2-1-2	16
144228001	Z - 10	34
145446001	J - 10-1-2	16
	J - 10-2-2	16
145826001	A - 2	2
146427001	M3- 1-1	28
	M5- 1-1	32
146700001	Z - 3-4	36
147291001	K - 39-2	22
147292001	K - 48-2	22
147302001	M2- 15	26
	M3- 15	28
	M4- 15	30
	M5- 15	32
147307001	M2- 7-1	26
	M3- 7-1	28
	M4- 7-1	30
	M5- 7-1	32
147846001	G - 5-5	10
147863001	C - 15	4
147865001	F - 4-2	8
147867001	M2- 3	26
147868001	M2- 5	26
147871001	M2- 5-1	26
	M3- 5-1	28
147872001	M2- 5-2	26
	M3- 5-2	28
147875001	M2- 5-6	26
	M3- 5-6	28
147877001	M2- 5-7	26
	M3- 5-7	28
147878001	M2- 5-8	26
	M3- 5-8	28
147879001	M2- 5-10	26
	M3- 5-10	28
147880001	M2- 7-2	26
	M3- 7-2	28
	M4- 7-2	30
	M5- 7-2	32
147889001	K - 45	20
147890001	M2- 5-4	26
	M3- 5-4	28
147932001	M2- 5-5	26
	M3- 5-5	28
	M4- 5-3	30
	M5- 5-1-4	32
	M5- 5-2-3	32
147980001	M1- 12	26
	M2- 12	26
	M3- 12	28
	M4- 12	30
	M5- 12	32
148006001	F - 11	8
148007001	F - 13	8

CODE	REF.NO.	PAGE
148294001	G - 1-33	10
148298001	Z - 25	36
148864001	M3- 3	28
148865001	M3- 5	28
148867001	M3- 7	28
148869101	M2- 19-1	26
	M3- 19-1	28
	M4- 19-1	30
	M5- 19-1	32
148870101	M3- 19-2	28
	M5- 19-2	32
148871101	M2- 19-2	26
	M3- 19-3	28
	M4- 19-2	30
	M5- 19-3	32
148872001	M2- 21-1	26
	M3- 21-1	28
	M4- 21-1	30
	M5- 21-1	32
148873001	M3- 21-2	28
	M5- 21-2	32
148874001	M2- 21-2	26
	M3- 21-3	28
	M4- 21-2	30
	M5- 21-3	32
148875001	M3- 10	28
	M5- 10	32
148876001	M2- 16	26
	M3- 16	28
	M4- 16	30
	M5- 16	32
148877000	H - 17	14
148878001	K - 48-3	22
148939001	K - 44	20
148940001	K - 45	20
148949001	M5- 19-1	32
148950101	M5- 19-3	32
148951001	M5- 15	32
148971001	M2- 7	26
148973001	M2- 10	26
	M4- 10	30
149011001	J - 25-3	16
149173001	Z - 3-5	36
150106002	Z - 11-1-4	34
	Z - 11-2-4	34
150172002	Z - 11-1-3	34
	Z - 11-2-3	34
150174000	Z - 11-1-5	34
	Z - 11-2-5	34
150179002	Z - 11-1-7-1	34
	Z - 11-2-7-1	34
150180000	Z - 11-1-8	34
	Z - 11-2-8	34
150182000	Z - 11-1-9	34
	Z - 11-2-9	34
150188002	Z - 11-2-11-1	34
150189002	Z - 11-1-1	34
	Z - 11-2-1	34
150194002	Z - 11-2-12-1	34
150553003	D - 7	4
150608001	G - 1-22	10
150609101	G - 1-24	10
150611001	G - 1-28	10
150612001	G - 1-30	10
150613001	G - 1-31	10
150614001	G - 1-32	10
150641001	G - 1-39	10

CODE	REF.NO.	PAGE
150653001	E - 3-2	6
150657001	E - 5-2	6
150659001	E - 18	6
150661001	E - 20	6
150662006	E - 21	6
150665001	F - 4-3	8
150666001	M4- 3	30
150667001	M5- 3	32
150668001	M4- 5	30
150670001	M4- 5-1	30
	M5- 5-1-1	32
	M5- 5-2-1	32
150671001	M4- 5-2	30
	M5- 5-1-3	32
	M5- 5-2-2	32
150672001	M5- 5-2	32
150673001	M4- 7	30
150675001	M5- 7	32
150677001	G - 1	10
150679001	G - 1-1	10
150682000	G - 1-3	10
150683000	G - 1-4	10
150684001	G - 1-6	10
150685001	G - 1-7	10
150686001	G - 1-9	10
150687000	G - 1-11	10
150688001	G - 1-13	10
150690001	G - 1-14	10
150691101	G - 1-15	10
150693000	G - 1-19	10
150694001	G - 1-20	10
150695000	G - 1-34	10
150696001	G - 1-35	10
150697001	G - 1-36	10
150699000	G - 1-37	10
150700001	G - 1-40	10
150701001	G - 1-42	10
150702001	G - 5	10
150704001	G - 5-1	10
150705001	G - 5-10	10
150706001	G - 5-11	10
150711001	G - 5-13	12
150712001	G - 5-14	12
150715001	G - 5-16	12
150716001	G - 5-18	12
150717000	G - 5-19	12
150718001	G - 5-21	12
150719001	G - 5-22	12
150720001	G - 5-24	12
150721001	G - 5-25	12
150722001	G - 5-26	12
150723001	G - 5-27	12
150725001	G - 7	12
150726001	G - 8	12
150727001	E - 1	6
150728006	F - 20	8
151012001	J - 10-1-1-4	16
	J - 10-2-1-4	16
151481001	M5- 5-2-1	32
151482001	M5- 5-2-2	32
151483001	M5- 7	32
151486001	M5- 3	32
151487001	M5- 5-2	32
151571001	M1- 23	26
151572001	M2- 23	26
	M3- 23	28
151602002	J - 19	16

CODE	REF.NO.	PAGE
151604001	H - 11	14
151605001	D - 6	4
153965001	G - 5-28	12
154344101	G - 10	12
154702001	Z - 9	34
156175001	M5- 3	32
156179001	M5- 5-1	32
156182001	M5- 7	32
156211001	M4- 23	30
	M5- 23	32
159583001	M2- 3	26
159584001	M2- 5	26
159588001	M2- 7	26
159590001	M2- 7-1	26
159591001	M2- 19-1	26
159592001	M2- 19-2	26
159609001	M2- 15	26
159805001	J - 10-1-3	16
	J - 10-2-3	16
180827002	Z - 13	36
180831001	H - 6	14
180908001	D - 3	4
181060001	J - 41-1	16
181074001	M2- 1	26
	M4- 1	30
181077001	M2- 1	26
181078001	M1- 1	26
181079001	M1- 1	26
181080001	M1- 1	26
181108001	D - 2-1	4
181126001	H - 1-1	14
181225001	Z - 21	36
181716001	M3- 1	28
	M5- 1	32
181723001	M5- 1	32
181970006	L - 6	24
181977000	E - 3-1	6
181978000	E - 5-1	6
181990006	J - 10-2-1	16
181991006	J - 10-1-1	16
181996006	B - 5	2
181997001	F - 6	8
182108001	J - 30	16
183128001	G - 5-8	10
183182001	D - 1-1	4
183186001	H - 6-1	14





**ブラザー工業株式会社**

〒467 名古屋市瑞穂区河岸一丁目1番1号  
TEL (052) 824-2392(代)

**BROTHER INDUSTRIES, LTD. NAGOYA, JAPAN**

118-926  
195926-501 ①  
1989, 1

Printed in Japan/Gedruckt in Japan/Imprimé au Japon/Impreso en Japón